

# IPEDS 2025-26 Data Collection System

IPEDS HELP DESK (877) 225-2568 | [ipedshelp@rti.org](mailto:ipedshelp@rti.org)  
OMB NO. 1850-0582 v.33 : Approval Expires 8/31/2027  
User ID: P1397551

## Fall Enrollment 2025-26

Institution: Georgia Institute of Technology-Main Campus (139755)

User ID: P1397551

### Overview

#### Fall Enrollment Overview

The Fall Enrollment component collects student enrollment counts by level of student, enrollment status, sex and race/ethnicity. In addition, first-time students' fall-to-fall retention rates and the student-to-faculty ratio are collected. Enrollment by age is required in odd-numbered years, and enrollment by residence of first-time undergraduates is required in even-numbered years.

Institutions operating on a traditional academic year calendar (semester, trimester, quarter, or 4-1-4) report Fall enrollment as of the institution's official fall reporting date or October 15. Institutions operating on a calendar that differs by program or that enrolls students on a continuous basis (referred to as program reporters) report Fall enrollment as students enrolled any time during the period August 1 and October 31.

#### Data reporting reminders:

- Report data to accurately reflect the time period corresponding with the IPEDS survey component, even if such reporting is seemingly inconsistent with prior year reporting.
- Part B, Enrollment of students by age, is required this year.
- Part C, Residence of first-time degree/certificate-seeking undergraduates, is optional this year.
- For reporting students studying in consortium agreements, please refer to the Resource page at <https://nces.ed.gov/ipeds/report-your-data/data-tip-sheet-reporting-data-consortium-institutions>.

#### Changes to reporting for 2025-26:

The following changes were implemented for the 2025-26 data collection period:

- Removed question collecting student headcounts of Another Gender.
- Revised "gender" to "sex" where applicable. Revised "men" to "male" and "women" to "female" where applicable.

#### Resources:

- To download the survey materials for this component: [Survey Materials](#)
- To access your prior year data submission for this component: [Reported Data](#)

If you have questions about completing this survey, please contact the **IPEDS Help Desk at 1-877-225-2568**.

Institution: Georgia Institute of Technology-Main Campus (139755)

User ID: P1397551

### Part Selection

Completion of Part C (Residence of First-Time Degree/Certificate-Seeking Undergraduates) is optional this year.

**Do you wish to complete Part C this year?**

If you select 'Yes', you will be expected to complete the Part C screens.

If you select 'No', you will skip Part C.

- No, I will not complete Part C
- Yes, I will complete Part C

Institution: Georgia Institute of Technology-Main Campus (139755)

User ID: P1397551

Part A - Fall Enrollment for Full-Time Undergraduate Students

Enrollment as of the institution's official fall reporting date or as of October 15, 2025

Full-time Undergraduate Students

Reporting Reminders:

- Report Hispanic/Latino individuals of any race as Hispanic/Latino
- Report race for non-Hispanic/Latino individuals only
- Even though Teacher Preparation certificate programs may require a bachelor's degree for admission, they are considered subbaccalaureate undergraduate programs, and students in these programs are undergraduate students.

Male

Enrolled for credit	Degree/certificate-seeking				Non-degree/ non-certificate-seeking	Total, Full-time undergraduate students
	First-time	Transfer-in	Continuing/ Returning	Total degree/certificate-seeking		
U.S. Nonresident	189	43	621	853	57	910
Hispanic/Latino	205	77	726	1,008	2	1,010
American Indian or Alaska Native	0	1	2	3	0	3
Asian	799	311	2,623	3,733	4	3,737
Black or African American	132	52	579	763	1	764
Native Hawaiian or Other Pacific Islander	1	0	3	4	0	4
White	845	162	2,590	3,597	3	3,600
Two or more races	123	40	352	515	0	515
Race and ethnicity unknown	35	6	79	120	0	120
<b>Total male</b>	<b>2,329</b>	<b>692</b>	<b>7,575</b>	<b>10,596</b>	<b>67</b>	<b>10,663</b>
Total male prior year	2,156	778	7,566	10,500	57	10,557

Female

Enrolled for credit	Degree/certificate-seeking				Non-degree/ non-certificate-seeking	Total, Full-time undergraduate students
	First-time	Transfer-in	Continuing/ Returning	Total degree/certificate-seeking		
U.S. Nonresident	120	25	361	506	19	525
Hispanic/Latino	133	35	460	628	1	629
American Indian or Alaska Native	1	1	0	2	0	2
Asian	605	151	1,798	2,554	1	2,555
Black or African American	153	36	570	759	0	759
Native Hawaiian or Other Pacific Islander	1	0	3	4	0	4
White	582	47	1,685	2,314	1	2,315
Two or more races	107	28	275	410	0	410
Race and ethnicity unknown	24	0	43	67	0	67
<b>Total female</b>	<b>1,726</b>	<b>323</b>	<b>5,195</b>	<b>7,244</b>	<b>22</b>	<b>7,266</b>
Total female prior year	1,672	315	5,138	7,125	30	7,155

<b>Grand total (male+female)</b>	<b>4,055</b>	<b>1,015</b>	<b>12,770</b>	<b>17,840</b>	<b>89</b>	<b>17,929</b>
Grand total (male+female) prior year	3,828	1,093	12,704	17,625	87	17,712

Institution: Georgia Institute of Technology-Main Campus (139755)

User ID: P1397551

Part A - Fall Enrollment for Part-time Undergraduate Students

Enrollment as of the institution's official fall reporting date or as of October 15, 2025

Part-time Undergraduate Students

Reporting Reminders:

- Report Hispanic/Latino individuals of any race as Hispanic/Latino
- Report race for non-Hispanic/Latino individuals only
- Even though Teacher Preparation certificate programs may require a bachelor's degree for admission, they are considered subbaccalaureate undergraduate programs, and students in these programs are undergraduate students.

Male

Enrolled for credit	Degree/certificate-seeking				Non-degree/ non-certificate-seeking	Total, part-time undergraduate students
	First-time	Transfer-in	Continuing/ Returning	Total degree/certificate-seeking		
U.S. Nonresident	<input type="text" value="0"/>	<input type="text" value="1"/>	<input type="text" value="24"/>	25	<input type="text" value="64"/>	89
Hispanic/Latino	<input type="text" value="0"/>	<input type="text" value="5"/>	<input type="text" value="60"/>	65	<input type="text" value="60"/>	125
American Indian or Alaska Native	<input type="text" value="0"/>	<input type="text" value="0"/>	<input type="text" value="1"/>	1	<input type="text" value="1"/>	2
Asian	<input type="text" value="2"/>	<input type="text" value="5"/>	<input type="text" value="259"/>	266	<input type="text" value="694"/>	960
Black or African American	<input type="text" value="0"/>	<input type="text" value="1"/>	<input type="text" value="56"/>	57	<input type="text" value="71"/>	128
Native Hawaiian or Other Pacific Islander	<input type="text" value="0"/>	<input type="text" value="0"/>	<input type="text" value="0"/>	0	<input type="text" value="0"/>	0
White	<input type="text" value="1"/>	<input type="text" value="4"/>	<input type="text" value="289"/>	294	<input type="text" value="294"/>	588
Two or more races	<input type="text" value="2"/>	<input type="text" value="1"/>	<input type="text" value="37"/>	40	<input type="text" value="47"/>	87
Race and ethnicity unknown	<input type="text" value="0"/>	<input type="text" value="0"/>	<input type="text" value="6"/>	6	<input type="text" value="13"/>	19
<b>Total male</b>	<b>5</b>	<b>17</b>	<b>732</b>	<b>754</b>	<b>1,244</b>	<b>1,998</b>
Total male prior year	4	9	688	701	1,155	1,856

Female

Enrolled for credit	Degree/certificate-seeking				Non-degree/ non-certificate-seeking	Total, part-time undergraduate students
	First-time	Transfer-in	Continuing/ Returning	Total degree/certificate-seeking		
U.S. Nonresident	<input type="text" value="0"/>	<input type="text" value="0"/>	<input type="text" value="15"/>	15	<input type="text" value="38"/>	53
Hispanic/Latino	<input type="text" value="0"/>	<input type="text" value="1"/>	<input type="text" value="43"/>	44	<input type="text" value="27"/>	71
American Indian or Alaska Native	<input type="text" value="0"/>	<input type="text" value="0"/>	<input type="text" value="0"/>	0	<input type="text" value="1"/>	1
Asian	<input type="text" value="0"/>	<input type="text" value="4"/>	<input type="text" value="193"/>	197	<input type="text" value="358"/>	555
Black or African American	<input type="text" value="0"/>	<input type="text" value="3"/>	<input type="text" value="29"/>	32	<input type="text" value="60"/>	92
Native Hawaiian or Other Pacific Islander	<input type="text" value="0"/>	<input type="text" value="0"/>	<input type="text" value="0"/>	0	<input type="text" value="0"/>	0
White	<input type="text" value="0"/>	<input type="text" value="0"/>	<input type="text" value="156"/>	156	<input type="text" value="109"/>	265
Two or more races	<input type="text" value="0"/>	<input type="text" value="0"/>	<input type="text" value="22"/>	22	<input type="text" value="28"/>	50
Race and ethnicity unknown	<input type="text" value="0"/>	<input type="text" value="0"/>	<input type="text" value="3"/>	3	<input type="text" value="13"/>	16
<b>Total female</b>	<input checked="" type="checkbox"/> <b>0</b>	<b>8</b>	<b>461</b>	<b>469</b>	<b>634</b>	<b>1,103</b>
Total female prior year	4	6	449	459	564	1,023

<b>Grand total (male+female)</b>	<b>5</b>	<b>25</b>	<b>1,193</b>	<b>1,223</b>	<b>1,878</b>	<b>3,101</b>
Grand total (male+female) prior year	8	15	1,137	1,160	1,719	2,879

Institution: Georgia Institute of Technology-Main Campus (139755)

User ID: P1397551

## Part A - Fall Enrollment for Undergraduate Students Total

Enrollment as of the institution's official fall reporting date or as of October 15, 2025

Undergraduate Students

## Male

Enrolled for credit	Total full-time undergraduate students	Total part-time undergraduate students	Grand total, all undergraduate students
<u>U.S. Nonresident</u>	910	89	999
<u>Hispanic/Latino</u>	1,010	125	1,135
<u>American Indian or Alaska Native</u>	3	2	5
<u>Asian</u>	3,737	960	4,697
<u>Black or African American</u>	764	128	892
<u>Native Hawaiian or Other Pacific Islander</u>	4	0	4
<u>White</u>	3,600	588	4,188
Two or more races	515	87	602
Race and ethnicity unknown	120	19	139
<b>Total male</b>	<b>10,663</b>	<b>1,998</b>	<b>12,661</b>

## Female

Enrolled for credit	Total full-time students	Total part-time students	Grand total, all students
<u>U.S. Nonresident</u>	525	53	578
<u>Hispanic/Latino</u>	629	71	700
<u>American Indian or Alaska Native</u>	2	1	3
<u>Asian</u>	2,555	555	3,110
<u>Black or African American</u>	759	92	851
<u>Native Hawaiian or Other Pacific Islander</u>	4	0	4
<u>White</u>	2,315	265	2,580
Two or more races	410	50	460
Race and ethnicity unknown	67	16	83
<b>Total female</b>	<b>7,266</b>	<b>1,103</b>	<b>8,369</b>
<b>Grand total (male+female)</b>	<b>17,929</b>	<b>3,101</b>	<b>21,030</b>

Institution: Georgia Institute of Technology-Main Campus (139755)

User ID: P1397551

## Part A - Fall Enrollment for Graduate Students

Enrollment as of the institution's **official fall reporting date** or as of **October 15, 2025**

## Graduate Students

## Reporting Reminder:

- Report Hispanic/Latino individuals of any race as Hispanic/Latino
- Report race for non-Hispanic/Latino individuals only

## Graduate Student Reporting Reminder:

- Report all postbaccalaureate degree and certificate students as graduate students, including any doctor's-professional practice students (formerly first-professional)
- Even though Teacher Preparation certificate programs may require a bachelor's degree for admission, they are considered subbaccalaureate undergraduate programs, and students in these programs are undergraduate students.

## Male

Enrolled for <u>credit</u>	Total <u>full-time</u>	Total <u>part-time</u>	Total graduate students
U.S. Nonresident	2,763	5,428	8,191
Hispanic/Latino	276	1,504	1,780
American Indian or Alaska Native	0	16	16
Asian	979	4,973	5,952
Black or African American	210	866	1,076
Native Hawaiian or Other Pacific Islander	1	22	23
White	1,373	6,072	7,445
Two or more races	173	594	767
Race and ethnicity unknown	69	536	605
<b>Total male</b>	<b>5,844</b>	<b>20,011</b>	<b>25,855</b>
Total male prior year	5,816	17,940	23,756

## Female

Enrolled for <u>credit</u>	Total <u>full-time</u>	Total <u>part-time</u>	Total graduate students
U.S. Nonresident	1,331	2,327	3,658
Hispanic/Latino	175	384	559
American Indian or Alaska Native	4	5	9
Asian	489	2,181	2,670
Black or African American	167	328	495
Native Hawaiian or Other Pacific Islander	1	3	4
White	645	1,382	2,027
Two or more races	71	173	244
Race and ethnicity unknown	20	142	162
<b>Total female</b>	<b>2,903</b>	<b>6,925</b>	<b>9,828</b>
Total female prior year	2,841	6,175	9,016
<b>Grand total (male+female)</b>	<b>8,747</b>	<b>26,936</b>	<b>35,683</b>
Grand total (male+female) prior year	8,657	24,115	32,772

Institution: Georgia Institute of Technology-Main Campus (139755)

User ID: P1397551

## Part A - Fall Enrollment - Summary

## Fall Enrollment Summary

## Male

Enrolled for credit	Total full-time students	Total part-time students	Grand total, all students
<u>U.S. Nonresident</u>	3,673	5,517	<b>9,190</b>
<u>Hispanic/Latino</u>	1,286	1,629	<b>2,915</b>
<u>American Indian or Alaska Native</u>	3	18	<b>21</b>
<u>Asian</u>	4,716	5,933	<b>10,649</b>
<u>Black or African American</u>	974	994	<b>1,968</b>
<u>Native Hawaiian or Other Pacific Islander</u>	5	22	<b>27</b>
<u>White</u>	4,973	6,660	<b>11,633</b>
Two or more races	688	681	<b>1,369</b>
<u>Race and ethnicity unknown</u>	189	555	<b>744</b>
<b>Total male</b>	<b>16,507</b>	<b>22,009</b>	<b>38,516</b>

## Female

Enrolled for credit	Total full-time students	Total part-time students	Grand total, all students
<u>U.S. Nonresident</u>	1,856	2,380	<b>4,236</b>
<u>Hispanic/Latino</u>	804	455	<b>1,259</b>
<u>American Indian or Alaska Native</u>	6	6	<b>12</b>
<u>Asian</u>	3,044	2,736	<b>5,780</b>
<u>Black or African American</u>	926	420	<b>1,346</b>
<u>Native Hawaiian or Other Pacific Islander</u>	5	3	<b>8</b>
<u>White</u>	2,960	1,647	<b>4,607</b>
Two or more races	481	223	<b>704</b>
<u>Race and ethnicity unknown</u>	87	158	<b>245</b>
<b>Total female</b>	<b>10,169</b>	<b>8,028</b>	<b>18,197</b>
<b>Grand total (male+female)</b>	<b>26,676</b>	<b>30,037</b>	<b>56,713</b>

Institution: Georgia Institute of Technology-Main Campus (139755)


User ID: P1397551

Part A - Fall Enrollment - Sex Unknown

Reporting Reminders:

- The purpose of this supplemental section is to determine whether institutions are able to report the number of students for whom sex is unknown. Note that these students must still be allocated into the 'Male' and 'Female' categories in all other sections of the survey component.
- Institutions should not ask students that do not select a binary sex to allocate themselves to a binary sex; it is up to the institution to allocate unknown students into the binary categories throughout the forms where required. One method commonly used by institutions is to allocate these students to the binary categories required in other parts of the form using the proportion of male to female reported.

	Number of students	
	Undergraduate students	Graduate students
	Current Year	Current Year
<b>Grand total</b>	<b>21,030</b>	<b>35,683</b>
<b>Sex unknown (i.e., sex information is not known or not collected)</b>	<input type="text" value="0"/>	<input type="text" value="0"/>

 You may use the box below to provide additional context for the data you have reported above. Context notes will be posted on the College Navigator website. Therefore, you should write all context notes using proper grammar (e.g., complete sentences with punctuation) and common language that can be easily understood by students and parents (e.g., spell out acronyms).


Institution: Georgia Institute of Technology-Main Campus (139755)

User ID: P1397551

Part A - Fall Enrollment by Distance Education Status 1

Enrollment as of the institution's **official fall reporting date** or as of **October 15, 2025**

	Undergraduate Students		Graduate Students
	Degree/certificate-seeking	Non-degree/non-certificate-seeking	
<b>i</b> Enrolled <i>exclusively</i> in <u>distance education courses</u>	19	1,694	26,656
Enrolled in <i>at least one</i> but not all distance education courses	3,406	8	610
<i>Not enrolled</i> in any distance education courses	<b>15,638</b>	<b>265</b>	<b>8,417</b>
<b>Total (Carried forward from part A)</b>	<b>19,063</b>	<b>1,967</b>	<b>35,683</b>

 You may use the box below to provide additional context for the data you have reported above. Context notes will be posted on the College Navigator website. Therefore, you should write all context notes using proper grammar (e.g., complete sentences with punctuation) and common language that can be easily understood by students and parents (e.g., spell out acronyms).

Institution: Georgia Institute of Technology-Main Campus (139755)

User ID: P1397551

Part A - Fall Enrollment by Distance Education Status 2

Of those students *exclusively* enrolled in distance education courses, report the number that are:

		Undergraduate Students		Graduate Students
		Degree/certificate-seeking	Non-degree/non-certificate-seeking	
Located in	GA	<input type="text" value="16"/>	<input type="text" value="1,593"/>	<input type="text" value="2,480"/>
Located in the U.S. but not in	GA	<input type="text" value="2"/>	<input type="text" value="2"/>	<input type="text" value="16,348"/>
Located in the U.S. but state/jurisdiction unknown		<input type="text" value="0"/>	<input type="text" value="0"/>	<input type="text" value="5"/>
Located outside the U.S.		<input type="text" value="1"/>	<input type="text" value="99"/>	<input type="text" value="7,823"/>
Location unknown/unreported		<input type="text" value="0"/>	<input type="text" value="0"/>	<input type="text" value="0"/>
<b>Total students exclusively enrolled in distance education (Carried forward from section above)</b>		<b>19</b>	<b>1,694</b>	<b>26,656</b>

Institution: Georgia Institute of Technology-Main Campus (139755)

User ID: P1397551

Part B - Fall Enrollment by Age and Sex for Full-time Undergraduate Students

Enrollment as of the institution's official fall reporting date or as of October 15, 2025

Age	Full-time Undergraduate Students	
	Male	Female
Under 18	93	70
18-19	4,544	3,337
20-21	4,810	3,271
22-24	1,105	560
25-29	89	21
30-34	16	5
35-39	3	1
40-49		
50-64	0	1
65 and over	3	0
Age unknown/unreported	0	0
<b>Total full-time undergraduate students (Carried forward from part A)</b>	<b>10,663</b>	<b>7,266</b>

Institution: Georgia Institute of Technology-Main Campus (139755)

User ID: P1397551

Part B - Fall Enrollment by Age and Sex for Part-time Undergraduate Students

Enrollment as of the institution's official fall reporting date or as of October 15, 2025

Age	Part-time Undergraduate Students	
	Male	Female
Under 18	1,004	502
18-19	212	106
20-21	318	231
22-24	374	231
25-29	52	17
30-34	14	5
35-39	3	6
40-49	2	0
50-64	4	3
65 and over	13	2
Age unknown/unreported	2	0
<b>Total part-time undergraduate students (Carried forward from part A)</b>	<b>1,998</b>	<b>1,103</b>

Institution: Georgia Institute of Technology-Main Campus (139755)

User ID: P1397551

Part B - Fall Enrollment by Age and Sex for Full-time Graduate Students

Enrollment as of the institution's official fall reporting date or as of October 15, 2025

Age	Full-time Graduate Students	
	Male	Female
Under 18	<input type="text" value=""/>	<input type="text" value=""/>
18-19	<input type="text" value="7"/>	<input type="text" value="1"/>
20-21	<input type="text" value="294"/>	<input type="text" value="123"/>
22-24	<input type="text" value="2,441"/>	<input type="text" value="1,209"/>
25-29	<input type="text" value="2,127"/>	<input type="text" value="1,113"/>
30-34	<input type="text" value="673"/>	<input type="text" value="304"/>
35-39	<input type="text" value="162"/>	<input type="text" value="94"/>
40-49	<input type="text" value="107"/>	<input type="text" value="51"/>
50-64	<input type="text" value="29"/>	<input type="text" value="7"/>
65 and over	<input type="text" value="4"/>	<input type="text" value="1"/>
Age unknown/unreported	0	0
<b>Total full-time graduate students (Carried forward from part A)</b>	<b>5,844</b>	<b>2,903</b>

Institution: Georgia Institute of Technology-Main Campus (139755)

User ID: P1397551

Part B - Fall Enrollment by Age and Sex for Part-time Graduate Students

Enrollment as of the institution's official fall reporting date or as of October 15, 2025

Age	Part-time Graduate Students	
	Male	Female
Under 18	2	0
18-19	6	4
20-21	157	53
22-24	3,332	1,146
25-29	7,436	2,567
30-34	4,203	1,611
35-39	2,348	816
40-49	1,871	566
50-64	619	154
65 and over	37	8
Age unknown/unreported	0	0
<b>Total part-time graduate students (Carried forward from part A)</b>	<b>20,011</b>	<b>6,925</b>


Institution: Georgia Institute of Technology-Main Campus (139755)

User ID: P1397551

## Part C - Screening Question

**Did any of your first-time degree/certificate-seeking undergraduate students (reported in Part A) enroll within 12 months of graduating high school or receiving their GED?**

- No, we do not have any first-time students who enrolled within 12 months of their high school graduation.
- Yes, we have first-time students who enrolled within 12 months of their high school graduation.

 You may use the box below to provide additional context for the data you have reported above. Context notes will be posted on the College Navigator website. Therefore, you should write all context notes using proper grammar (e.g., complete sentences with punctuation) and common language that can be easily understood by students and parents (e.g., spell out acronyms).

Institution: Georgia Institute of Technology-Main Campus (139755)

User ID: P1397551

Part C - Residence of First-time Undergraduates 1

Enrollment as of the institution's official fall reporting date or as of October 15, 2025

NOTE: These data are optional this year.

Enter at least one zero, where applicable, to verify that the screen has not been skipped.

State of residence when student was first admitted	FIPS Code	Total first-time degree/certificate-seeking undergraduates (1)	Of students in column 1, those who enrolled within 12 months of high school graduation or receiving their GED (2)
Alabama	01	16	16
Alaska	02	4	4
Arizona	04	16	16
Arkansas	05	8	8
California	06	121	121
Colorado	08	17	16
Connecticut	09	22	22
Delaware	10	9	9
District of Columbia	11	5	5
Florida	12	101	101
Georgia	13	2,413	2,398
Hawaii	15	1	1
Idaho	16	4	3
Illinois	17	49	49
Indiana	18	10	10
Iowa	19	6	6
Kansas	20	8	8
Kentucky	21	10	10
Louisiana	22	7	7
Maine	23	6	6

Institution: Georgia Institute of Technology-Main Campus (139755)

User ID: P1397551

## Part C - Residence of First-time Undergraduates 2

Enrollment as of the institution's **official fall reporting date** or as of **October 15, 2025**NOTE: These data are **optional** this year.Enter **at least one** zero, where applicable, to verify that the screen has not been skipped.

State of <u>residence</u> when student was first admitted	FIPS Code	Total <u>first-time</u> degree/certificate-seeking undergraduates (1)	Of students in column 1, those who enrolled within 12 months of high school graduation or receiving their GED (2)
Maryland	24	61	61
Massachusetts	25	55	55
Michigan	26	11	11
Minnesota	27	14	14
Mississippi	28	5	5
Missouri	29	18	18
Montana	30	1	1
Nebraska	31	2	2
Nevada	32	6	6
New Hampshire	33	5	5
New Jersey	34	103	102
New Mexico	35	2	2
New York	36	88	88
North Carolina	37	71	70
North Dakota	38	1	1
Ohio	39	32	32
Oklahoma	40	11	11
Oregon	41	6	6
Pennsylvania	42	67	67
Rhode Island	44	3	3

Institution: Georgia Institute of Technology-Main Campus (139755)

User ID: P1397551

Part C - Residence of First-time Undergraduates 3

Enrollment as of the institution's official fall reporting date or as of October 15, 2025

NOTE: These data are optional this year.

Enter at least one zero, where applicable, to verify that the screen has not been skipped.

State of residence when student was first admitted	FIPS Code	Total first-time degree/certificate-seeking undergraduates (1)	Of students in column 1, those who enrolled within 12 months of high school graduation or receiving their GED (2)
South Carolina	45	21	21
South Dakota	46	1	1
Tennessee	47	26	25
Texas	48	62	61
Utah	49	6	5
Vermont	50	5	5
Virginia	51	130	130
Washington	53	37	37
West Virginia	54	6	6
Wisconsin	55	21	21
Wyoming	56		
State Unknown	57	22	19
American Samoa	60		
Federated States of Micronesia	64		
Guam	66		
Marshall Islands	68		
Northern Marianas	69		
Palau	70		
Puerto Rico	72	18	18
Virgin Islands	78		
Foreign Countries	90	310	274
Residence unknown/unreported	98	0	
<b>Total first-time degree/certificate-seeking undergraduates (Carried forward from Part A)</b>		<b>4,060</b>	<b>3,999</b>

You may use the box below to provide additional context for the data you have reported above. Context notes will be posted on the College Navigator website. Therefore, you should write all context notes using proper grammar (e.g., complete sentences with punctuation) and common language that can be easily understood by students and parents (e.g., spell out acronyms).

Institution: Georgia Institute of Technology-Main Campus (139755)

User ID: P1397551

## Part D - Total Undergraduate Entering Class

## Total Undergraduate Entering Class, Fall 2025

D1	Total full-time, first-time degree/certificate-seeking <u>undergraduates</u> from Part A (GR <u>cohort</u> )	4,055
D2	Total <u>first-time</u> degree/certificate-seeking undergraduates (full-time + part-time) from Part A	4,060
D3	Total <u>transfer-in</u> degree/certificate-seeking undergraduates (full-time + part-time) from Part A	1,040
D4	Total <u>non-degree/non-certificate-seeking</u> undergraduates (full-time + part-time) from Part A	1,967
D5	Of the total non-degree/non-certificate-seeking undergraduates displayed on line D4, <b>the number that are new to the institution in Fall 2025</b>	1,641
D6	Total <u>entering students</u> at the undergraduate level <b>Note:</b> This is calculated as first-time students (line D2) + students transferring to the institution (line D3) + non-degree/non-certificate-seeking undergraduates entering in Fall 2025 (line D5).	6,741
D7	Percentage of undergraduate entering class represented by your GR <u>cohort</u> (line D1/line D6)	60

Institution: Georgia Institute of Technology-Main Campus (139755)

User ID: P1397551

Part E - First-time Bachelor's Cohort Retention Rates (Full-time)

**Retention Rates - Full-time, First-time Bachelor's Seeking Cohort from Fall 2024**


Academic reporters determine the cohort and retention as of the institution's official fall reporting date or as of October 15. Program reporters determine the cohort with enrollment any time between August 1 and October 31, 2024 and retention based on August 1, 2025.

The retention rate is calculated by the system after clicking "Save" on the screen. Exclusions are subtracted from and inclusions are added to the original cohort and the resulting adjusted cohort is used for calculating the retention rate.

Retention Data Reporting Reminders:

- Include only **full-time, first-time bachelor's-seeking** students in this cohort.
- Determine the full-time cohort using Fall 2024 status (e.g., if a student was full-time in Fall 2024, report them in the full-time cohort regardless of their Fall 2025 status).
- If there are no students to report in the cohort, enter zero. Do not leave the field blank.
- Report in the exclusions box (line E2a) the number of students from the cohort who left the institution for any of the following reasons: died or were totally and permanently disabled; to serve in the armed forces (including those called to active duty); to serve with a foreign aid service of the Federal Government (e.g., Peace Corps); or to serve on official church missions.
- Report in the inclusion box (line E2b) first-time bachelor's-seeking study abroad students who were excluded from the first-time cohort (line E1) but who have re-enrolled at the institution their second year.

FULL-TIME, FIRST-TIME BACHELOR'S COHORT RETENTION:		Prior year data (Fall 2023 cohort)
<b>E1</b>	Full-time, first-time Fall 2024 bachelor's seeking cohort	3,828 / 3,759
<b>E2a</b>	Exclusions from the Fall 2024 cohort	5 / 8
<b>E2b</b>	Inclusion to the Fall 2024 cohort	0 / 0
<b>E3</b>	Adjusted Fall 2024 cohort (line E1 - E2a + E2b)	3,823 / 3,751
<b>E4</b>	Students from Fall 2024 cohort <b>still enrolled</b> as of Fall 2025 + students from Fall 2024 cohort who <b>completed their bachelor's degree</b> as of Fall 2025	3,720 / 3,679
<b>E5</b>	Full-time, first-time Fall 2024 bachelor's cohort retention rate (line E4 / line E3)	97 % / 98 %

 The notes below provide context for the data you've reported above and **may** be posted on the College Navigator website. Choose one option that best explains your data or choose "Not Applicable" if you do not wish to provide context notes. If none of the options provided explain your institution's data, then choose "Other" and write your own context notes. Therefore, you should write all context notes using proper grammar (e.g., complete sentences with punctuation) and common language that can be easily understood by students and parents (e.g., spell out acronyms).

Not Applicable ▼

Institution: Georgia Institute of Technology-Main Campus (139755)

User ID: P1397551

Part E - First-time Bachelor's Cohort Retention Rates (Part-time)

**Retention Rates - Part-time, First-time Bachelor's Seeking Cohort from Fall 2024**


Academic reporters determine the cohort and retention as of the institution's official fall reporting date or as of October 15. Program reporters determine the cohort with enrollment any time between August 1 and October 31, 2024 and retention based on August 1, 2025.

The retention rate is calculated by the system after clicking "Save" on the screen. Exclusions are subtracted from the original cohort and the resulting adjusted cohort is used for calculating the retention rate.

Retention Data Reporting Reminders:

- Include only **part-time, first-time bachelor's-seeking** students in this cohort.
- Determine part-time using Fall 2024 attendance status (e.g., if a student was part-time in Fall 2024, report them in the part-time cohort regardless of their Fall 2025 status).
- If there are no students to report in the cohort, enter zero. Do not leave the field blank.
- Report in the exclusions box (line E7a) the number of students from the cohort who left the institution for any of the following reasons: died or were totally and permanently disabled; to serve in the armed forces (including those called to active duty); to serve with a foreign aid service of the Federal Government (e.g., Peace Corps); or to serve on official church missions.
- Report in the inclusion box (line E7b) first-time bachelor's-seeking study abroad students who were excluded from the first-time cohort (line E6) but who have re-enrolled at the institution their second year.

PART-TIME, FIRST-TIME BACHELOR'S COHORT RETENTION:		Prior year data (Fall 2023 cohort)	
<b>E6</b>	Part-time, first-time Fall 2024 bachelor's seeking cohort	<input type="text" value="8"/>	4
<b>E7a</b>	Exclusions from the Fall 2024 cohort	<input type="text" value="0"/>	0
<b>E7b</b>	Inclusions to the Fall 2024 cohort	<input type="text" value="0"/>	0
<b>E8</b>	Adjusted Fall 2024 cohort (line E6 - E7a + E7b)	8	4
<b>E9</b>	Students from Fall 2024 cohort <b>still enrolled</b> as of Fall 2025 + students from Fall 2024 cohort who <b>completed their bachelor's degree</b> as of Fall 2025	<input type="text" value="7"/>	4
<b>E10</b>	Part-time, first-time Fall 2024 bachelor's cohort retention rate (line E9 / line E8)	88 %	100 %

 The notes below provide context for the data you've reported above and **may** be posted on the College Navigator website. Choose one option that best explains your data or choose "Not Applicable" if you do not wish to provide context notes. If none of the options provided explain your institution's data, then choose "Other" and write your own context notes. Therefore, you should write all context notes using proper grammar (e.g., complete sentences with punctuation) and common language that can be easily understood by students and parents (e.g., spell out acronyms).

Institution: Georgia Institute of Technology-Main Campus (139755)

User ID: P1397551

## Part F - Student-to-Faculty Ratio

**Student-to-Faculty Ratio**

Please provide your institution's student-to-faculty ratio (i.e., student-to-instructional staff) for undergraduate programs for Fall 2025. The student-to-faculty ratio and any accompanying context that is provided will be displayed on College Navigator.

Click [here](#) to use a worksheet to help you determine the student-to-faculty ratio


Student-to-faculty ratio

to 1

Student-to-faculty ratio prior year

17

to 1

 You may use the box below to provide additional context for the data you have reported above. Context notes will be posted on the College Navigator website. Therefore, you should write all context notes using proper grammar (e.g., complete sentences with punctuation) and common language that can be easily understood by students and parents (e.g., spell out acronyms).

Institution: Georgia Institute of Technology-Main Campus (139755)

User ID: P1397551

Prepared by

Reporting Reminders:

- The name of the preparer is being collected so that we can follow up with the appropriate person in the event that there are questions concerning the data.
- The Keyholder will be copied on all email correspondence to other preparers.
- The time it took to prepare this component is being collected so that we can continue to improve our estimate of the reporting burden associated with IPEDS.
- Please include in your estimate the time it took for you to review instructions, query and search data sources, complete and review the component, and submit the data through the Data Collection System.
- Thank you for your assistance.

This survey component was prepared by:			
<input checked="" type="radio"/>	Keyholder	<input type="radio"/>	SFA Contact
<input type="radio"/>	Finance Contact	<input type="radio"/>	Other
	Name:	<input type="text" value="Jason Wang"/>	
	Email:	<input type="text" value="jason.wang@irp.gatech.edu"/>	

How many staff from your institution only were involved in the data collection and reporting process of this survey component?

Number of Staff (including yourself)

How many hours did you and others from your institution only spend on each of the steps below when responding to this survey component?  
*Exclude the hours spent collecting data for state and other reporting purposes.*

Staff member	Collecting Data Needed	Revising Data to Match IPEDS Requirements	Entering Data	Revising and Locking Data
Your office	<input type="text" value="1.00"/> hours	<input type="text" value="1.00"/> hours	<input type="text" value="0.50"/> hours	<input type="text" value="0.50"/> hours
Other offices	<input type="text" value="1.50"/> hours	<input type="text"/> hours	<input type="text"/> hours	<input type="text"/> hours

Institution: Georgia Institute of Technology-Main Campus (139755)

User ID: P1397551

## Summary

**Fall Enrollment Component Summary**

The purpose of this summary is to provide you an opportunity to view some of the data that, when accepted through the IPEDS quality control process, will appear on the [College Navigator](#) website and/or your institution's Data Feedback Report (DFR). In addition, all data reported in IPEDS survey components become publicly available through the [IPEDS Use the Data](#) and appear as aggregated statistics in various Department of Education reports. [College Navigator](#) is updated approximately three months after the data collection period closes and DFRs will be available through the [IPEDS Use the Data](#).

Please review your data for accuracy. If you have questions about the data displayed below or after reviewing the data reported on the survey screens, please contact the IPEDS Help Desk at: 1-877-225-2568 or [ipedshelp@rti.org](mailto:ipedshelp@rti.org).

Student Enrollment		
Total enrollment		56,713
	Undergraduate enrollment	21,030
	Graduate enrollment	35,683
Student-to-faculty ratio		
		17 to 1

Student Characteristics (All Students)		
Percent of all students who are female (%)		32
Percent of all students by U.S. resident status and race/ethnicity: Note: Race/ethnicity is not collected for U.S. Nonresidents.		
U.S. Resident (%)		76
	American Indian or Alaska Native (%)	0
	Asian (%)	29
	Black or African American (%)	6
	Hispanic/Latino (%)	7
	Native Hawaiian or Pacific Islander (%)	0
	White (%)	29
	Two or More Races (%)	4
	Race and ethnicity unknown (%)	2
U.S. Nonresident (%)		24

Undergraduate Student Characteristics		
Percent of all students who are female (%)		40
Percent of undergraduates who are full-time (%)		85
Percent of undergraduates who are transfer-in (%)		5
Percent of undergraduates who are enrolled exclusively in distance education courses (%)		8
Percent of all students by U.S. resident status and race/ethnicity: Note: Race/ethnicity is not collected for U.S. Nonresidents.		
U.S. Resident (%)		93
	American Indian or Alaska Native (%)	0
	Asian (%)	37
	Black or African American (%)	8
	Hispanic/Latino (%)	9
	Native Hawaiian or Pacific Islander (%)	0
	White (%)	32
	Two or More Races (%)	5
	Race and ethnicity unknown (%)	1
U.S. Nonresident (%)		7
Percent of undergraduate students by age:		
	24 and under (%)	99
	25 and over (%)	1
	Age unknown (%)	0
Percent of first-time degree/certificate seeking students by residence:		
	In state (%)	59
	Out-of-state (%)	33
	Foreign countries (%)	8

Residence unknown (%)	0
<b>Undergraduate Retention and Graduation Rate Cohort</b>	
First-time, full-time bachelor's seeking student fall-to-fall retention rate (%)	97
First-time, part-time bachelor's seeking student fall-to-fall retention rate (%)	88
Graduation rate cohort as percent of total entering students (%)	60
<b>Graduate Student Characteristics</b>	
Percent of graduate students who are female (%)	28
Percent of graduate students who are full-time (%)	25
Percent of graduate students who are enrolled exclusively in distance education courses (%)	75
Percent of graduate students by U.S. resident status and race/ethnicity: Note: Race/ethnicity is not collected for U.S. Nonresidents.	
U.S. Resident (%)	67
American Indian or Alaska Native (%)	0
Asian (%)	24
Black or African American (%)	4
Hispanic/Latino (%)	7
Native Hawaiian or Pacific Islander (%)	0
White (%)	27
Two or More Races (%)	3
Race and ethnicity unknown (%)	2
U.S. Nonresident (%)	33

Institution: Georgia Institute of Technology-Main Campus (139755)

User ID: P1397551

Edit Report

Fall Enrollment

Source	Description	Severity	Resolved	Options
<b>Screen: Part A - Fall Enrollment for Part-time Undergraduate Students</b>				
Upload File	The number entered is outside the expected range when compared with the prior year value. Please correct your data or explain. (Error #6304)	Explanation	Yes	
Reason	Confirmed there are no female, first-time, part-time undergraduate students.			