

# IPEDS 2024-25

## Data Collection System

IPEDS HELP DESK (877) 225-2568 | [ipedshelp@rti.org](mailto:ipedshelp@rti.org)  
OMB NO. 1850-0582 v.33 : Approval Expires 8/31/2027  
User ID: P1397551

### Fall Enrollment 2024-25

Institution: Georgia Institute of Technology-Main Campus (139755)

User ID: P1397551

#### Overview

##### Fall Enrollment Overview

The Fall Enrollment component collects student enrollment counts by level of student, enrollment status, gender and race/ethnicity. In addition, first-time students' fall-to-fall retention rates and the student-to-faculty ratio are collected. Enrollment by age is required in odd-numbered years, and enrollment by residence of first-time undergraduates is required in even-numbered years.

Institutions operating on a traditional academic year calendar (semester, trimester, quarter, or 4-1-4) report Fall enrollment as of the institution's official fall reporting date or October 15. Institutions operating on a calendar that differs by program or that enrolls students on a continuous basis (referred to as program reporters) report Fall enrollment as students enrolled any time during the period August 1 and October 31.

##### Data reporting reminders:

- Report data to accurately reflect the time period corresponding with the IPEDS survey component, even if such reporting is seemingly inconsistent with prior year reporting.
- Part B, Enrollment of students by age, is optional this year.
- Part C, Residence of first-time degree/certificate-seeking undergraduates, is required this year.
- For reporting students studying in consortium agreements, please refer to the Resource page at <https://nces.ed.gov/ipeds/report-your-data/data-tip-sheet-reporting-data-consortium-institutions>.

##### Changes in reporting:

The following changes were implemented for the 2024-25 data collection period:

- Added note to Instructions for Part D: Total Undergraduate Entering Class to indicate that high school students enrolled in college courses for credit should not be included in any calculations to determine an institution's entering class. [Applicable to degree-granting institutions only]
- Added a new FAQ to better clarify the relationship between "transfer-in" enrollment status on the Fall Enrollment (EF) and 12-month Enrollment (E12) components and the "non-first-time" cohort on the Outcome Measures (OM) component.
- Revised definition for "Transfer-in student" Glossary term to improve clarity.
- Revised definition for "Non-first-time student (undergraduate)" Glossary term to improve clarity.
- Revised definition for "Continuing/Returning student (undergraduate)" Glossary term to improve clarity.
- Revised definition for "Entering students (undergraduate)" Glossary term to improve clarity.

##### Resources:

- To download the survey materials for this component: [Survey Materials](#)
- To access your prior year data submission for this component: [Reported Data](#)

If you have questions about completing this survey, please contact the **IPEDS Help Desk at 1-877-225-2568**.

Institution: Georgia Institute of Technology-Main Campus (139755)

User ID: P1397551

### Part Selection

Completion of Part B (Enrollment of Students by Age) is optional this year.

**Do you wish to complete Part B this year?**

If you select 'Yes', you will be expected to complete the Part B screens.

If you select 'No', you will skip Part B.

- ☐ No, I will not complete Part B
- ☒ Yes, I will complete Part B

Institution: Georgia Institute of Technology-Main Campus (139755)


User ID: P1397551

## Fall Enrollment - CIP CODE Selection


Indicate which of the following fields of study are offered by your institution. In addition to reporting total undergraduate and graduate fall enrollments every year, in even-numbered years you are to report the subset of enrollments that fall within each of the CIP codes listed below.

Fields for which enrollment was reported for Fall 2022 have already been checked; please make sure all listed fields that are offered by your institution are checked.

Note: CIP codes listed below may not reflect all fields of study offered by your institution, therefore the subset of enrollments by CIP codes selected may not sum to your institution's total fall enrollment.

UNDERGRADUATE AND GRADUATE FIELDS	
<input type="checkbox"/>	13.0000 -- Education
<input checked="" type="checkbox"/>	14.0000 -- Engineering
<input checked="" type="checkbox"/>	26.0000 -- Biological and Biomedical Sciences
<input checked="" type="checkbox"/>	27.0000 -- Mathematics
<input checked="" type="checkbox"/>	40.0000 -- Physical Sciences
<input checked="" type="checkbox"/>	52.0000 -- Business, Management, Marketing, and Related Support Services
GRADUATE-ONLY FIELDS	
<input type="checkbox"/>	22.0101 -- Law (LL.B., J.D.)
<input type="checkbox"/>	51.0401 -- Dentistry (D.D.S., D.M.D.)
<input type="checkbox"/>	 51.1201 -- Medicine (M.D.)
<input type="checkbox"/>	None of the above

☒ Yes, I confirm that I reviewed the fields of study are offered by my institution above.

 You may use the box below to provide additional context for the data you have reported above. Context notes will be posted on the College Navigator website. Therefore, you should write all context notes using proper grammar (e.g., complete sentences with punctuation) and common language that can be easily understood by students and parents (e.g., spell out acronyms).

Institution: Georgia Institute of Technology-Main Campus (139755)

User ID: P1397551

## Part A - Fall Enrollment for Full-Time Undergraduate Students

Enrollment as of the institution's official fall reporting date or as of October 15, 2024

Full-time Undergraduate Students

Reporting Reminders:

- Report Hispanic/Latino individuals of any race as Hispanic/Latino
- Report race for non-Hispanic/Latino individuals only
- Even though Teacher Preparation certificate programs may require a bachelor's degree for admission, they are considered subbaccalaureate undergraduate programs, and students in these programs are undergraduate students.

## Men

Enrolled for credit	Degree/certificate-seeking				Non-degree/ non-certificate-seeking	Total, Full-time undergraduate students
	First-time	Transfer-in	Continuing/ Returning	Total degree/certificate-seeking		
U.S. Nonresident	208	25	696	929	45	974
Hispanic/Latino	165	53	692	910	1	911
American Indian or Alaska Native	2	0	2	4	0	4
Asian	735	407	2,504	3,646	4	3,650
Black or African American	131	49	592	772	1	773
Native Hawaiian or Other Pacific Islander	1	0	3	4	0	4
White	790	207	2,657	3,654	4	3,658
Two or more races	93	33	346	472	2	474
Race and ethnicity unknown	31	4	74	109	0	109
<b>Total men</b>	<b>2,156</b>	<b>778</b>	<b>7,566</b>	<b>10,500</b>	<b>57</b>	<b>10,557</b>
Total men prior year	2,138	769	7,377	10,284	61	10,345

## Women

Enrolled for credit	Degree/certificate-seeking				Non-degree/ non-certificate-seeking	Total, Full-time undergraduate students
	First-time	Transfer-in	Continuing/ Returning	Total degree/certificate-seeking		
U.S. Nonresident	118	11	399	528	24	552
Hispanic/Latino	142	19	449	610	1	611
American Indian or Alaska Native	0	0	3	3	0	3
Asian	567	175	1,713	2,455	2	2,457
Black or African American	167	22	524	713	0	713
Native Hawaiian or Other Pacific Islander	0	0	3	3	0	3
White	582	69	1,736	2,387	2	2,389
Two or more races	83	18	260	361	0	361
Race and ethnicity unknown	13	1	51	65	1	66
<b>Total women</b>	<b>1,672</b>	<b>315</b>	<b>5,138</b>	<b>7,125</b>	<b>30</b>	<b>7,155</b>
Total women prior year	1,621	319	4,859	6,799	27	6,826
<b>Grand total (men+women)</b>	<b>3,828</b>	<b>1,093</b>	<b>12,704</b>	<b>17,625</b>	<b>87</b>	<b>17,712</b>
Grand total (men+women) prior year	3,759	1,088	12,236	17,083	88	17,171



Institution: Georgia Institute of Technology-Main Campus (139755)

User ID: P1397551

## Part A - Fall Enrollment for Full-Time Undergraduate Students: CIP CODE:14.0000

Enrollment as of the institution's official fall reporting date or as of October 15, 2024

CIP CODE: 14.0000 – Engineering

Full-time undergraduate students

Reporting Reminders:

- Report Hispanic/Latino individuals of any race as Hispanic/Latino
- Report race for non-Hispanic/Latino individuals only

## Men

Enrolled for <u>credit</u>	Degree/certificate-seeking				Non-degree/ non-certificate-seeking	Total, Full-time undergraduate students
	First-time	Transfer-in	Continuing/ Returning	Total degree/certificate-seeking		
U.S. Nonresident	115	13	321	449		449
Hispanic/Latino	113	26	386	525		525
American Indian or Alaska Native	2	0	1	3		3
Asian	395	111	904	1,410		1,410
Black or African American	62	13	275	350		350
Native Hawaiian or Other Pacific Islander	1	0	2	3		3
White	483	90	1,510	2,083		2,083
Two or more races	53	12	186	251		251
Race and ethnicity unknown	15	1	32	48		48
<b>Total men</b>	<b>1,239</b>	<b>266</b>	<b>3,617</b>	<b>5,122</b>	<b>0</b>	<b>5,122</b>

## Women

Enrolled for <u>credit</u>	Degree/certificate-seeking				Non-degree/ non-certificate-seeking	Total, Full-time undergraduate students
	First-time	Transfer-in	Continuing/ Returning	Total degree/certificate-seeking		
U.S. Nonresident	58	3	186	247		247
Hispanic/Latino	85	8	215	308		308
American Indian or Alaska Native	0	0	3	3		3
Asian	248	36	546	830		830
Black or African American	66	7	216	289		289
Native Hawaiian or Other Pacific Islander	0	0	1	1		1
White	258	29	781	1,068		1,068
Two or more races	41	5	114	160		160
Race and ethnicity unknown	7	0	18	25		25
<b>Total women</b>	<b>763</b>	<b>88</b>	<b>2,080</b>	<b>2,931</b>	<b>0</b>	<b>2,931</b>
<b>Grand total (men+women)</b>	<b>2,002</b>	<b>354</b>	<b>5,697</b>	<b>8,053</b>	<b>0</b>	<b>8,053</b>
Grand total (men+women) 2022-23	1,544	386	5,392	7,322		7,322

Institution: Georgia Institute of Technology-Main Campus (139755)

User ID: P1397551

## Part A - Fall Enrollment for Full-Time Undergraduate Students: CIP CODE:26.0000

Enrollment as of the institution's official fall reporting date or as of October 15, 2024

CIP CODE: 26.0000 – Biological and Biomedical Sciences

Full-time undergraduate students

Reporting Reminders:

- Report Hispanic/Latino individuals of any race as Hispanic/Latino
- Report race for non-Hispanic/Latino individuals only

## Men

Enrolled for <u>credit</u>	Degree/certificate-seeking				Non-degree/ non-certificate-seeking	Total, Full-time undergraduate students
	First-time	Transfer-in	Continuing/ Returning	Total degree/certificate-seeking		
U.S. Nonresident	2	0	5	7		7
Hispanic/Latino	6	2	20	28		28
American Indian or Alaska Native	0	0	0	0		0
Asian	27	23	98	148		148
Black or African American	9	3	29	41		41
Native Hawaiian or Other Pacific Islander	0	0	0	0		0
White	34	6	87	127		127
Two or more races	2	0	9	11		11
Race and ethnicity unknown	0	0	4	4		4
<b>Total men</b>	<b>80</b>	<b>34</b>	<b>252</b>	<b>366</b>	<b>0</b>	<b>366</b>

## Women

Enrolled for <u>credit</u>	Degree/certificate-seeking				Non-degree/ non-certificate-seeking	Total, Full-time undergraduate students
	First-time	Transfer-in	Continuing/ Returning	Total degree/certificate-seeking		
U.S. Nonresident	2	0	20	22		22
Hispanic/Latino	14	4	54	72		72
American Indian or Alaska Native	0	0	0	0		0
Asian	101	17	236	354		354
Black or African American	41	3	73	117		117
Native Hawaiian or Other Pacific Islander	0	0	0	0		0
White	87	5	196	288		288
Two or more races	15	5	41	61		61
Race and ethnicity unknown	1	0	6	7		7
<b>Total women</b>	<b>261</b>	<b>34</b>	<b>626</b>	<b>921</b>	<b>0</b>	<b>921</b>
<b>Grand total (men+women)</b>	<b>341</b>	<b>68</b>	<b>878</b>	<b>1,287</b>	<b>0</b>	<b>1,287</b>
Grand total (men+women) 2022-23	337	67	761	1,165		1,165

Institution: Georgia Institute of Technology-Main Campus (139755)

User ID: P1397551

## Part A - Fall Enrollment for Full-Time Undergraduate Students: CIP CODE:27.0000

Enrollment as of the institution's official fall reporting date or as of October 15, 2024

CIP CODE: 27.0000 – Mathematics and Statistics

Full-time undergraduate students

Reporting Reminders:

- Report Hispanic/Latino individuals of any race as Hispanic/Latino
- Report race for non-Hispanic/Latino individuals only

## Men

Enrolled for <u>credit</u>	Degree/certificate-seeking				Non-degree/ non-certificate-seeking	Total, Full-time undergraduate students
	First-time	Transfer-in	Continuing/ Returning	Total degree/certificate-seeking		
U.S. Nonresident	7	0	16	23		23
Hispanic/Latino	2	3	13	18		18
American Indian or Alaska Native	0	0	0	0		0
Asian	16	24	39	79		79
Black or African American	1	1	4	6		6
Native Hawaiian or Other Pacific Islander	0	0	0	0		0
White	19	9	45	73		73
Two or more races	0	0	6	6		6
Race/ethnicity unknown	1	0	4	5		5
<b>Total men</b>	<b>46</b>	<b>37</b>	<b>127</b>	<b>210</b>	<b>0</b>	<b>210</b>

## Women

Enrolled for <u>credit</u>	Degree/certificate-seeking				Non-degree/ non-certificate-seeking	Total, Full-time undergraduate students
	First-time	Transfer-in	Continuing/ Returning	Total degree/certificate-seeking		
U.S. Nonresident	4	0	5	9		9
Hispanic/Latino	1	0	3	4		4
American Indian or Alaska Native	0	0	0	0		0
Asian	2	6	25	33		33
Black or African American	1	1	7	9		9
Native Hawaiian or Other Pacific Islander	0	0	0	0		0
White	9	4	19	32		32
Two or more races	0	0	2	2		2
Race/ethnicity unknown	1	0	1	2		2
<b>Total women</b>	<b>18</b>	<b>11</b>	<b>62</b>	<b>91</b>	<b>0</b>	<b>91</b>
<b>Grand total (men+women)</b>	<b>64</b>	<b>48</b>	<b>189</b>	<b>301</b>	<b>0</b>	<b>301</b>
<b>Grand total (men+women) 2022-23</b>	<b>80</b>	<b>32</b>	<b>195</b>	<b>307</b>		<b>307</b>

Institution: Georgia Institute of Technology-Main Campus (139755)

User ID: P1397551

## Part A - Fall Enrollment for Full-Time Undergraduate Students: CIP CODE:40.0000

Enrollment as of the institution's official fall reporting date or as of October 15, 2024

CIP CODE: 40.0000 – Physical Sciences

Full-time undergraduate students

Reporting Reminders:

- Report Hispanic/Latino individuals of any race as Hispanic/Latino
- Report race for non-Hispanic/Latino individuals only

## Men

Enrolled for <u>credit</u>	Degree/certificate-seeking				Non-degree/ non-certificate-seeking	Total, Full-time undergraduate students
	First-time	Transfer-in	Continuing/ Returning	Total degree/certificate-seeking		
U.S. Nonresident	5	0	10	15		15
Hispanic/Latino	1	1	21	23		23
American Indian or Alaska Native	0	0	0	0		0
Asian	11	10	26	47		47
Black or African American	4	2	7	13		13
Native Hawaiian or Other Pacific Islander	0	0	0	0		0
White	23	5	75	103		103
Two or more races	3	3	7	13		13
Race/ethnicity unknown	1	0	2	3		3
<b>Total men</b>	<b>48</b>	<b>21</b>	<b>148</b>	<b>217</b>	<b>0</b>	<b>217</b>

## Women

Enrolled for <u>credit</u>	Degree/certificate-seeking				Non-degree/ non-certificate-seeking	Total, Full-time undergraduate students
	First-time	Transfer-in	Continuing/ Returning	Total degree/certificate-seeking		
U.S. Nonresident	4	0	10	14		14
Hispanic/Latino	1	0	6	7		7
American Indian or Alaska Native	0	0	0	0		0
Asian	14	6	21	41		41
Black or African American	5	1	14	20		20
Native Hawaiian or Other Pacific Islander	0	0	0	0		0
White	30	3	67	100		100
Two or more races	3	2	9	14		14
Race/ethnicity unknown	1	0	5	6		6
<b>Total women</b>	<b>58</b>	<b>12</b>	<b>132</b>	<b>202</b>	<b>0</b>	<b>202</b>
<b>Grand total (men+women)</b>	<b>106</b>	<b>33</b>	<b>280</b>	<b>419</b>	<b>0</b>	<b>419</b>
Grand total (men+women) 2022-23	98	48	292	438		438

Institution: Georgia Institute of Technology-Main Campus (139755)

User ID: P1397551

## Part A - Fall Enrollment for Full-Time Undergraduate Students: CIP CODE:52.0000

Enrollment as of the institution's official fall reporting date or as of October 15, 2024

CIP CODE: 52.0000 – Business, Management, Marketing and Related Support Services

Full-time undergraduate students

Reporting Reminders:

- Report Hispanic/Latino individuals of any race as Hispanic/Latino
- Report race for non-Hispanic/Latino individuals only

## Men

Enrolled for <u>credit</u>	Degree/certificate-seeking				Non-degree/ non-certificate-seeking	Total, Full-time undergraduate students
	First-time	Transfer-in	Continuing/ Returning	Total degree/certificate-seeking		
U.S. Nonresident	5	0	19	24		24
Hispanic/Latino	8	0	60	68		68
American Indian or Alaska Native	0	0	1	1		1
Asian	38	12	142	192		192
Black or African American	13	2	72	87		87
Native Hawaiian or Other Pacific Islander	0	0	1	1		1
White	81	14	232	327		327
Two or more races	8	3	22	33		33
Race/ethnicity unknown	4	0	4	8		8
<b>Total men</b>	<b>157</b>	<b>31</b>	<b>553</b>	<b>741</b>	<b>0</b>	<b>741</b>

## Women

Enrolled for <u>credit</u>	Degree/certificate-seeking				Non-degree/ non-certificate-seeking	Total, Full-time undergraduate students
	First-time	Transfer-in	Continuing/ Returning	Total degree/certificate-seeking		
U.S. Nonresident	8	1	13	22		22
Hispanic/Latino	9	1	44	54		54
American Indian or Alaska Native	0	0	0	0		0
Asian	58	16	176	250		250
Black or African American	10	0	48	58		58
Native Hawaiian or Other Pacific Islander	0	0	1	1		1
White	48	5	208	261		261
Two or more races	5	0	20	25		25
Race/ethnicity unknown	2	0	4	6		6
<b>Total women</b>	<b>140</b>	<b>23</b>	<b>514</b>	<b>677</b>	<b>0</b>	<b>677</b>
<b>Grand total (men+women)</b>	<b>297</b>	<b>54</b>	<b>1,067</b>	<b>1,418</b>	<b>0</b>	<b>1,418</b>
Grand total (men+women) 2022-23	229	71	918	1,218		1,218

Institution: Georgia Institute of Technology-Main Campus (139755)

User ID: P1397551

## Part A - Fall Enrollment for Part-time Undergraduate Students

Enrollment as of the institution's official fall reporting date or as of October 15, 2024

Part-time Undergraduate Students

Reporting Reminders:

- Report Hispanic/Latino individuals of any race as Hispanic/Latino
- Report race for non-Hispanic/Latino individuals only
- Even though Teacher Preparation certificate programs may require a bachelor's degree for admission, they are considered subbaccalaureate undergraduate programs, and students in these programs are undergraduate students.

## Men

Enrolled for credit	Degree/certificate-seeking				Non-degree/ non-certificate-seeking	Total, part-time undergraduate students
	First-time	Transfer-in	Continuing/ Returning	Total degree/certificate-seeking		
U.S. Nonresident	1	0	21	22	47	69
Hispanic/Latino	1	0	62	63	59	122
American Indian or Alaska Native	0	0	0	0	2	2
Asian	0	4	237	241	653	894
Black or African American	0	0	53	53	69	122
Native Hawaiian or Other Pacific Islander	0	0	0	0	0	0
White	2	4	275	281	265	546
Two or more races	0	0	33	33	35	68
Race and ethnicity unknown	0	1	7	8	25	33
<b>Total men</b>	<b>4</b>	<b>9</b>	<b>688</b>	<b>701</b>	<b>1,155</b>	<b>1,856</b>
Total men prior year	2	19	693	714	798	1,512

## Women

Enrolled for credit	Degree/certificate-seeking				Non-degree/ non-certificate-seeking	Total, part-time undergraduate students
	First-time	Transfer-in	Continuing/ Returning	Total degree/certificate-seeking		
U.S. Nonresident	1	0	13	14	19	33
Hispanic/Latino	0	1	36	37	32	69
American Indian or Alaska Native	0	0	0	0	0	0
Asian	0	1	157	158	336	494
Black or African American	1	0	28	29	56	85
Native Hawaiian or Other Pacific Islander	0	0	0	0	1	1
White	2	4	184	190	90	280
Two or more races	0	0	29	29	18	47
Race and ethnicity unknown	0	0	2	2	12	14
<b>Total women</b>	<b>4</b>	<b>6</b>	<b>449</b>	<b>459</b>	<b>564</b>	<b>1,023</b>
Total women prior year	2	6	455	463	359	822
<b>Grand total (men+women)</b>	<b>8</b>	<b>15</b>	<b>1,137</b>	<b>1,160</b>	<b>1,719</b>	<b>2,879</b>
Grand total (men+women) prior year	4	25	1,148	1,177	1,157	2,334

Institution: Georgia Institute of Technology-Main Campus (139755)

User ID: P1397551

## Part A - Fall Enrollment for Part-time Undergraduate Students: CIP CODE:14.0000

Enrollment as of the institution's official fall reporting date or as of October 15, 2024

CIP CODE: 14.0000 – Engineering

Part-time undergraduate students

Reporting Reminders:

- Report Hispanic/Latino individuals of any race as Hispanic/Latino
- Report race for non-Hispanic/Latino individuals only

## Men

Enrolled for <u>credit</u>	Degree/certificate-seeking				Non-degree/ non-certificate-seeking	Total, part-time undergraduate students
	First-time	Transfer-in	Continuing/ Returning	Total degree/certificate-seeking		
U.S. Nonresident	<input type="text" value="1"/>	<input type="text" value="0"/>	<input type="text" value="9"/>	10	<input type="text"/>	10
Hispanic/Latino	<input type="text" value="0"/>	<input type="text" value="0"/>	<input type="text" value="28"/>	28	<input type="text"/>	28
American Indian or Alaska Native	<input type="text" value="0"/>	<input type="text" value="0"/>	<input type="text" value="0"/>	0	<input type="text"/>	0
Asian	<input type="text" value="0"/>	<input type="text" value="1"/>	<input type="text" value="73"/>	74	<input type="text"/>	74
Black or African American	<input type="text" value="0"/>	<input type="text" value="0"/>	<input type="text" value="23"/>	23	<input type="text"/>	23
Native Hawaiian or Other Pacific Islander	<input type="text" value="0"/>	<input type="text" value="0"/>	<input type="text" value="0"/>	0	<input type="text"/>	0
White	<input type="text" value="0"/>	<input type="text" value="2"/>	<input type="text" value="147"/>	149	<input type="text"/>	149
Two or more races	<input type="text" value="0"/>	<input type="text" value="0"/>	<input type="text" value="18"/>	18	<input type="text"/>	18
Race and ethnicity unknown	<input type="text" value="0"/>	<input type="text" value="0"/>	<input type="text" value="2"/>	2	<input type="text"/>	2
<b>Total men</b>	<b>1</b>	<b>3</b>	<b>300</b>	<b>304</b>	<b>0</b>	<b>304</b>

## Women

Enrolled for <u>credit</u>	Degree/certificate-seeking				Non-degree/ non-certificate-seeking	Total, part-time undergraduate students
	First-time	Transfer-in	Continuing/ Returning	Total degree/certificate-seeking		
U.S. Nonresident	<input type="text" value="0"/>	<input type="text" value="0"/>	<input type="text" value="3"/>	3	<input type="text"/>	3
Hispanic/Latino	<input type="text" value="0"/>	<input type="text" value="0"/>	<input type="text" value="12"/>	12	<input type="text"/>	12
American Indian or Alaska Native	<input type="text" value="0"/>	<input type="text" value="0"/>	<input type="text" value="0"/>	0	<input type="text"/>	0
Asian	<input type="text" value="0"/>	<input type="text" value="0"/>	<input type="text" value="46"/>	46	<input type="text"/>	46
Black or African American	<input type="text" value="0"/>	<input type="text" value="0"/>	<input type="text" value="14"/>	14	<input type="text"/>	14
Native Hawaiian or Other Pacific Islander	<input type="text" value="0"/>	<input type="text" value="0"/>	<input type="text" value="0"/>	0	<input type="text"/>	0
White	<input type="text" value="1"/>	<input type="text" value="1"/>	<input type="text" value="89"/>	91	<input type="text"/>	91
Two or more races	<input type="text" value="0"/>	<input type="text" value="0"/>	<input type="text" value="14"/>	14	<input type="text"/>	14
Race and ethnicity unknown	<input type="text" value="0"/>	<input type="text" value="0"/>	<input type="text" value="1"/>	1	<input type="text"/>	1
<b>Total women</b>	<b>1</b>	<b>1</b>	<b>179</b>	<b>181</b>	<b>0</b>	<b>181</b>
<b>Grand total (men+women)</b>	<b>2</b>	<b>4</b>	<b>479</b>	<b>485</b>	<b>0</b>	<b>485</b>
Grand total (men+women) 2022-23	3	15	573	591		591

Institution: Georgia Institute of Technology-Main Campus (139755)

User ID: P1397551

## Part A - Fall Enrollment for Part-time Undergraduate Students: CIP CODE:26.0000

Enrollment as of the institution's official fall reporting date or as of October 15, 2024

CIP CODE: 26.0000 – Biological and Biomedical Sciences

Part-time undergraduate students

Reporting Reminders:

- Report Hispanic/Latino individuals of any race as Hispanic/Latino
- Report race for non-Hispanic/Latino individuals only

## Men

Enrolled for <u>credit</u>	Degree/certificate-seeking				Non-degree/ non-certificate-seeking	Total, part-time undergraduate students
	First-time	Transfer-in	Continuing/ Returning	Total degree/certificate-seeking		
U.S. Nonresident	<input type="text"/>	<input type="text"/>	<input type="text" value="1"/>	1	<input type="text"/>	1
Hispanic/Latino	<input type="text"/>	<input type="text"/>	<input type="text" value="2"/>	2	<input type="text"/>	2
American Indian or Alaska Native	<input type="text"/>	<input type="text"/>	<input type="text" value="0"/>	0	<input type="text"/>	0
Asian	<input type="text"/>	<input type="text"/>	<input type="text" value="12"/>	12	<input type="text"/>	12
Black or African American	<input type="text"/>	<input type="text"/>	<input type="text" value="1"/>	1	<input type="text"/>	1
Native Hawaiian or Other Pacific Islander	<input type="text"/>	<input type="text"/>	<input type="text" value="0"/>	0	<input type="text"/>	0
White	<input type="text"/>	<input type="text"/>	<input type="text" value="6"/>	6	<input type="text"/>	6
Two or more races	<input type="text"/>	<input type="text"/>	<input type="text" value="1"/>	1	<input type="text"/>	1
Race and ethnicity unknown	<input type="text"/>	<input type="text"/>	<input type="text" value="0"/>	0	<input type="text"/>	0
<b>Total men</b>	<b>0</b>	<b>0</b>	<b>23</b>	<b>23</b>	<b>0</b>	<b>23</b>

## Women

Enrolled for <u>credit</u>	Degree/certificate-seeking				Non-degree/ non-certificate-seeking	Total, part-time undergraduate students
	First-time	Transfer-in	Continuing/ Returning	Total degree/certificate-seeking		
U.S. Nonresident	<input type="text"/>	<input type="text"/>	<input type="text" value="0"/>	0	<input type="text"/>	0
Hispanic/Latino	<input type="text"/>	<input type="text"/>	<input type="text" value="1"/>	1	<input type="text"/>	1
American Indian or Alaska Native	<input type="text"/>	<input type="text"/>	<input type="text" value="0"/>	0	<input type="text"/>	0
Asian	<input type="text"/>	<input type="text"/>	<input type="text" value="28"/>	28	<input type="text"/>	28
Black or African American	<input type="text"/>	<input type="text"/>	<input type="text" value="4"/>	4	<input type="text"/>	4
Native Hawaiian or Other Pacific Islander	<input type="text"/>	<input type="text"/>	<input type="text" value="0"/>	0	<input type="text"/>	0
White	<input type="text"/>	<input type="text"/>	<input type="text" value="25"/>	25	<input type="text"/>	25
Two or more races	<input type="text"/>	<input type="text"/>	<input type="text" value="5"/>	5	<input type="text"/>	5
Race and ethnicity unknown	<input type="text"/>	<input type="text"/>	<input type="text" value="1"/>	1	<input type="text"/>	1
<b>Total women</b>	<b>0</b>	<b>0</b>	<b>64</b>	<b>64</b>	<b>0</b>	<b>64</b>
<b>Grand total (men+women)</b>	<b>0</b>	<b>0</b>	<b>87</b>	<b>87</b>	<b>0</b>	<b>87</b>
<b>Grand total (men+women) 2022-23</b>	<b>2</b>	<b>3</b>	<b>86</b>	<b>91</b>		<b>91</b>



Institution: Georgia Institute of Technology-Main Campus (139755)

User ID: P1397551

## Part A - Fall Enrollment for Part-time Undergraduate Students: CIP CODE:27.0000

Enrollment as of the institution's official fall reporting date or as of October 15, 2024

CIP CODE: 27.0000 – Mathematics and Statistics

Part-time undergraduate students

Reporting Reminders:

- Report Hispanic/Latino individuals of any race as Hispanic/Latino
- Report race for non-Hispanic/Latino individuals only

## Men

Enrolled for <u>credit</u>	Degree/certificate-seeking				Non-degree/ non-certificate-seeking	Total, part-time undergraduate students
	First-time	Transfer-in	Continuing/ Returning	Total degree/certificate-seeking		
U.S. Nonresident	<input type="text" value="0"/>	<input type="text" value="0"/>	<input type="text" value="0"/>	0	<input type="text"/>	0
Hispanic/Latino	<input type="text" value="0"/>	<input type="text" value="0"/>	<input type="text" value="0"/>	0	<input type="text"/>	0
American Indian or Alaska Native	<input type="text" value="0"/>	<input type="text" value="0"/>	<input type="text" value="0"/>	0	<input type="text"/>	0
Asian	<input type="text" value="0"/>	<input type="text" value="1"/>	<input type="text" value="5"/>	6	<input type="text"/>	6
Black or African American	<input type="text" value="0"/>	<input type="text" value="0"/>	<input type="text" value="1"/>	1	<input type="text"/>	1
Native Hawaiian or Other Pacific Islander	<input type="text" value="0"/>	<input type="text" value="0"/>	<input type="text" value="0"/>	0	<input type="text"/>	0
White	<input type="text" value="1"/>	<input type="text" value="0"/>	<input type="text" value="7"/>	8	<input type="text"/>	8
Two or more races	<input type="text" value="0"/>	<input type="text" value="0"/>	<input type="text" value="0"/>	0	<input type="text"/>	0
Race/ethnicity unknown	<input type="text" value="0"/>	<input type="text" value="0"/>	<input type="text" value="0"/>	0	<input type="text"/>	0
<b>Total men</b>	<b>1</b>	<b>1</b>	<b>13</b>	<b>15</b>	<b>0</b>	<b>15</b>

## Women

Enrolled for <u>credit</u>	Degree/certificate-seeking				Non-degree/ non-certificate-seeking	Total, part-time undergraduate students
	First-time	Transfer-in	Continuing/ Returning	Total degree/certificate-seeking		
U.S. Nonresident	<input type="text" value="1"/>	<input type="text" value="0"/>	<input type="text" value="0"/>	1	<input type="text"/>	1
Hispanic/Latino	<input type="text" value="0"/>	<input type="text" value="0"/>	<input type="text" value="0"/>	0	<input type="text"/>	0
American Indian or Alaska Native	<input type="text" value="0"/>	<input type="text" value="0"/>	<input type="text" value="0"/>	0	<input type="text"/>	0
Asian	<input type="text" value="0"/>	<input type="text" value="0"/>	<input type="text" value="1"/>	1	<input type="text"/>	1
Black or African American	<input type="text" value="0"/>	<input type="text" value="0"/>	<input type="text" value="0"/>	0	<input type="text"/>	0
Native Hawaiian or Other Pacific Islander	<input type="text" value="0"/>	<input type="text" value="0"/>	<input type="text" value="0"/>	0	<input type="text"/>	0
White	<input type="text" value="0"/>	<input type="text" value="1"/>	<input type="text" value="3"/>	4	<input type="text"/>	4
Two or more races	<input type="text" value="0"/>	<input type="text" value="0"/>	<input type="text" value="0"/>	0	<input type="text"/>	0
Race/ethnicity unknown	<input type="text" value="0"/>	<input type="text" value="0"/>	<input type="text" value="0"/>	0	<input type="text"/>	0
<b>Total women</b>	<b>1</b>	<b>1</b>	<b>4</b>	<b>6</b>	<b>0</b>	<b>6</b>
<b>Grand total (men+women)</b>	<b>2</b>	<b>2</b>	<b>17</b>	<b>21</b>	<b>0</b>	<b>21</b>
<b>Grand total (men+women) 2022-23</b>	<b>1</b>	<b>1</b>	<b>21</b>	<b>23</b>		<b>23</b>

Institution: Georgia Institute of Technology-Main Campus (139755)

User ID: P1397551

## Part A - Fall Enrollment for Part-time Undergraduate Students: CIP CODE:40.0000

Enrollment as of the institution's official fall reporting date or as of October 15, 2024

CIP CODE: 40.0000 – Physical Sciences

Part-time undergraduate students

Reporting Reminders:

- Report Hispanic/Latino individuals of any race as Hispanic/Latino
- Report race for non-Hispanic/Latino individuals only

## Men

Enrolled for <u>credit</u>	Degree/certificate-seeking				Non-degree/ non-certificate-seeking	Total, part-time undergraduate students
	First-time	Transfer-in	Continuing/ Returning	Total degree/certificate-seeking		
U.S. Nonresident	<input type="text" value="0"/>	<input type="text" value="0"/>	<input type="text" value="0"/>	0	<input type="text"/>	0
Hispanic/Latino	<input type="text" value="0"/>	<input type="text" value="0"/>	<input type="text" value="4"/>	4	<input type="text"/>	4
American Indian or Alaska Native	<input type="text" value="0"/>	<input type="text" value="0"/>	<input type="text" value="0"/>	0	<input type="text"/>	0
Asian	<input type="text" value="0"/>	<input type="text" value="1"/>	<input type="text" value="5"/>	6	<input type="text"/>	6
Black or African American	<input type="text" value="0"/>	<input type="text" value="0"/>	<input type="text" value="2"/>	2	<input type="text"/>	2
Native Hawaiian or Other Pacific Islander	<input type="text" value="0"/>	<input type="text" value="0"/>	<input type="text" value="0"/>	0	<input type="text"/>	0
White	<input type="text" value="0"/>	<input type="text" value="1"/>	<input type="text" value="5"/>	6	<input type="text"/>	6
Two or more races	<input type="text" value="0"/>	<input type="text" value="0"/>	<input type="text" value="3"/>	3	<input type="text"/>	3
Race and ethnicity unknown	<input type="text" value="0"/>	<input type="text" value="0"/>	<input type="text" value="0"/>	0	<input type="text"/>	0
<b>Total men</b>	<b>0</b>	<b>2</b>	<b>19</b>	<b>21</b>	<b>0</b>	<b>21</b>

## Women

Enrolled for <u>credit</u>	Degree/certificate-seeking				Non-degree/ non-certificate-seeking	Total, part-time undergraduate students
	First-time	Transfer-in	Continuing/ Returning	Total degree/certificate-seeking		
U.S. Nonresident	<input type="text" value="0"/>	<input type="text" value="0"/>	<input type="text" value="1"/>	1	<input type="text"/>	1
Hispanic/Latino	<input type="text" value="0"/>	<input type="text" value="0"/>	<input type="text" value="1"/>	1	<input type="text"/>	1
American Indian or Alaska Native	<input type="text" value="0"/>	<input type="text" value="0"/>	<input type="text" value="0"/>	0	<input type="text"/>	0
Asian	<input type="text" value="0"/>	<input type="text" value="0"/>	<input type="text" value="3"/>	3	<input type="text"/>	3
Black or African American	<input type="text" value="0"/>	<input type="text" value="0"/>	<input type="text" value="0"/>	0	<input type="text"/>	0
Native Hawaiian or Other Pacific Islander	<input type="text" value="0"/>	<input type="text" value="0"/>	<input type="text" value="0"/>	0	<input type="text"/>	0
White	<input type="text" value="1"/>	<input type="text" value="0"/>	<input type="text" value="4"/>	5	<input type="text"/>	5
Two or more races	<input type="text" value="0"/>	<input type="text" value="0"/>	<input type="text" value="1"/>	1	<input type="text"/>	1
Race and ethnicity unknown	<input type="text" value="0"/>	<input type="text" value="0"/>	<input type="text" value="0"/>	0	<input type="text"/>	0
<b>Total women</b>	<b>1</b>	<b>0</b>	<b>10</b>	<b>11</b>	<b>0</b>	<b>11</b>
<b>Grand total (men+women)</b>	<b>1</b>	<b>2</b>	<b>29</b>	<b>32</b>	<b>0</b>	<b>32</b>
<b>Grand total (men+women) 2022-23</b>		<b>2</b>	<b>33</b>	<b>35</b>		<b>35</b>

Institution: Georgia Institute of Technology-Main Campus (139755)

User ID: P1397551

## Part A - Fall Enrollment for Part-time Undergraduate Students: CIP CODE:52.0000

Enrollment as of the institution's official fall reporting date or as of October 15, 2024

CIP CODE: 52.0000 – Business, Management, Marketing and Related Support Services

Part-time undergraduate students

Reporting Reminders:

- Report Hispanic/Latino individuals of any race as Hispanic/Latino
- Report race for non-Hispanic/Latino individuals only

## Men

Enrolled for <u>credit</u>	Degree/certificate-seeking				Non-degree/ non-certificate-seeking	Total, part-time undergraduate students
	First-time	Transfer-in	Continuing/ Returning	Total degree/certificate-seeking		
U.S. Nonresident	<input type="text"/>	<input type="text" value="0"/>	<input type="text" value="0"/>	0	<input type="text"/>	0
Hispanic/Latino	<input type="text"/>	<input type="text" value="0"/>	<input type="text" value="2"/>	2	<input type="text"/>	2
American Indian or Alaska Native	<input type="text"/>	<input type="text" value="0"/>	<input type="text" value="0"/>	0	<input type="text"/>	0
Asian	<input type="text"/>	<input type="text" value="0"/>	<input type="text" value="17"/>	17	<input type="text"/>	17
Black or African American	<input type="text"/>	<input type="text" value="0"/>	<input type="text" value="2"/>	2	<input type="text"/>	2
Native Hawaiian or Other Pacific Islander	<input type="text"/>	<input type="text" value="0"/>	<input type="text" value="0"/>	0	<input type="text"/>	0
White	<input type="text"/>	<input type="text" value="0"/>	<input type="text" value="22"/>	22	<input type="text"/>	22
Two or more races	<input type="text"/>	<input type="text" value="0"/>	<input type="text" value="3"/>	3	<input type="text"/>	3
Race and ethnicity unknown	<input type="text"/>	<input type="text" value="0"/>	<input type="text" value="0"/>	0	<input type="text"/>	0
<b>Total men</b>	<b>0</b>	<b>0</b>	<b>46</b>	<b>46</b>	<b>0</b>	<b>46</b>

## Women

Enrolled for <u>credit</u>	Degree/certificate-seeking				Non-degree/ non-certificate-seeking	Total, part-time undergraduate students
	First-time	Transfer-in	Continuing/ Returning	Total degree/certificate-seeking		
U.S. Nonresident	<input type="text"/>	<input type="text" value="0"/>	<input type="text" value="0"/>	0	<input type="text"/>	0
Hispanic/Latino	<input type="text"/>	<input type="text" value="0"/>	<input type="text" value="4"/>	4	<input type="text"/>	4
American Indian or Alaska Native	<input type="text"/>	<input type="text" value="0"/>	<input type="text" value="0"/>	0	<input type="text"/>	0
Asian	<input type="text"/>	<input type="text" value="0"/>	<input type="text" value="14"/>	14	<input type="text"/>	14
Black or African American	<input type="text"/>	<input type="text" value="0"/>	<input type="text" value="1"/>	1	<input type="text"/>	1
Native Hawaiian or Other Pacific Islander	<input type="text"/>	<input type="text" value="0"/>	<input type="text" value="0"/>	0	<input type="text"/>	0
White	<input type="text"/>	<input type="text" value="1"/>	<input type="text" value="13"/>	14	<input type="text"/>	14
Two or more races	<input type="text"/>	<input type="text" value="0"/>	<input type="text" value="3"/>	3	<input type="text"/>	3
Race and ethnicity unknown	<input type="text"/>	<input type="text" value="0"/>	<input type="text" value="0"/>	0	<input type="text"/>	0
<b>Total women</b>	<b>0</b>	<b>1</b>	<b>35</b>	<b>36</b>	<b>0</b>	<b>36</b>
<b>Grand total (men+women)</b>	<b>0</b>	<b>1</b>	<b>81</b>	<b>82</b>	<b>0</b>	<b>82</b>
<b>Grand total (men+women) 2022-23</b>			<b>102</b>	<b>102</b>		<b>102</b>

Institution: Georgia Institute of Technology-Main Campus (139755)

User ID: P1397551

## Part A - Fall Enrollment for Undergraduate Students Total

Enrollment as of the institution's official fall reporting date or as of October 15, 2024

## Undergraduate Students

## Men

Enrolled for credit	Total full-time undergraduate students	Total part-time undergraduate students	Grand total, all undergraduate students
<u>U.S. Nonresident</u>	974	69	<b>1,043</b>
<u>Hispanic/Latino</u>	911	122	<b>1,033</b>
<u>American Indian or Alaska Native</u>	4	2	<b>6</b>
<u>Asian</u>	3,650	894	<b>4,544</b>
<u>Black or African American</u>	773	122	<b>895</b>
<u>Native Hawaiian or Other Pacific Islander</u>	4	0	<b>4</b>
<u>White</u>	3,658	546	<b>4,204</b>
Two or more races	474	68	<b>542</b>
<u>Race and ethnicity unknown</u>	109	33	<b>142</b>
<b>Total men</b>	<b>10,557</b>	<b>1,856</b>	<b>12,413</b>

## Women

Enrolled for credit	Total full-time students	Total part-time students	Grand total, all students
<u>U.S. Nonresident</u>	552	33	<b>585</b>
<u>Hispanic/Latino</u>	611	69	<b>680</b>
<u>American Indian or Alaska Native</u>	3	0	<b>3</b>
<u>Asian</u>	2,457	494	<b>2,951</b>
<u>Black or African American</u>	713	85	<b>798</b>
<u>Native Hawaiian or Other Pacific Islander</u>	3	1	<b>4</b>
<u>White</u>	2,389	280	<b>2,669</b>
Two or more races	361	47	<b>408</b>
<u>Race and ethnicity unknown</u>	66	14	<b>80</b>
<b>Total women</b>	<b>7,155</b>	<b>1,023</b>	<b>8,178</b>
<b>Grand Total (men+women)</b>	<b>17,712</b>	<b>2,879</b>	<b>20,591</b>

Institution: Georgia Institute of Technology-Main Campus (139755)

User ID: P1397551

## Part A - Fall Enrollment for Graduate Students

Enrollment as of the institution's official fall reporting date or as of October 15, 2024

## Graduate Students

## Reporting Reminder:

- Report Hispanic/Latino individuals of any race as Hispanic/Latino
- Report race for non-Hispanic/Latino individuals only

## Graduate Student Reporting Reminder:

- Report all postbaccalaureate degree and certificate students as graduate students, including any doctor's-professional practice students (formerly first-professional)
- Even though Teacher Preparation certificate programs may require a bachelor's degree for admission, they are considered subbaccalaureate undergraduate programs, and students in these programs are undergraduate students.

## Men

Enrolled for <u>credit</u>	Total <u>full-time</u>	Total <u>part-time</u>	Total graduate students
<u>U.S. Nonresident</u>	3,002	5,179	8,181
<u>Hispanic/Latino</u>	246	1,258	1,504
<u>American Indian or Alaska Native</u>	1	12	13
<u>Asian</u>	881	4,070	4,951
<u>Black or African American</u>	185	689	874
<u>Native Hawaiian or Other Pacific Islander</u>	1	19	20
<u>White</u>	1,274	5,772	7,046
Two or more races	163	499	662
<u>Race and ethnicity unknown</u>	63	442	505
<b>Total men</b>	<b>5,816</b>	<b>17,940</b>	<b>23,756</b>
Total men prior year	5,329	15,139	20,468

## Women

Enrolled for <u>credit</u>	Total <u>full-time</u>	Total <u>part-time</u>	Total graduate students
<u>U.S. Nonresident</u>	1,492	2,195	3,687
<u>Hispanic/Latino</u>	140	310	450
<u>American Indian or Alaska Native</u>	5	2	7
<u>Asian</u>	363	1,814	2,177
<u>Black or African American</u>	158	284	442
<u>Native Hawaiian or Other Pacific Islander</u>	0	3	3
<u>White</u>	599	1,314	1,913
Two or more races	69	145	214
<u>Race and ethnicity unknown</u>	15	108	123
<b>Total women</b>	<b>2,841</b>	<b>6,175</b>	<b>9,016</b>
Total women prior year	2,678	5,295	7,973
<b>Grand total (men+women)</b>	<b>8,657</b>	<b>24,115</b>	<b>32,772</b>
Grand total (men+women) prior year	8,007	20,434	28,441

Institution: Georgia Institute of Technology-Main Campus (139755)

User ID: P1397551

## Part A - Fall Enrollment for Graduate Students: CIP CODE:14.0000

Enrollment as of the institution's official fall reporting date or as of October 15, 2024

CIP CODE: 14.0000 -- Engineering

## Graduate students

## Reporting Reminders:

- Report Hispanic/Latino individuals of any race as Hispanic/Latino
- Report race for non-Hispanic/Latino individuals only
- Report all postbaccalaureate degree and certificate students as graduate students, including any doctor's-professional practice students (formerly first-professional)

## Men

Students enrolled for credit	Total full-time	Total part-time	Total graduate students
U.S. Nonresident	1,519	118	1,637
Hispanic/Latino	141	87	228
American Indian or Alaska Native	1	0	1
Asian	348	118	466
Black or African American	71	47	118
Native Hawaiian or Other Pacific Islander	1	0	1
White	615	412	1,027
Two or more races	82	25	107
Race and ethnicity unknown	19	19	38
Total men	2,797	826	3,623

## Women

Students enrolled for credit	Total full-time	Total part-time	Total graduate students
U.S. Nonresident	602	36	638
Hispanic/Latino	63	20	83
American Indian or Alaska Native	2	1	3
Asian	113	51	164
Black or African American	59	19	78
Native Hawaiian or Other Pacific Islander	0	1	1
White	224	108	332
Two or more races	30	14	44
Race and ethnicity unknown	5	3	8
Total women	1,098	253	1,351
Grand total (men+women)	3,895	1,079	4,974
Grand total (men+women) 2022-23	3,618	955	4,573

Institution: Georgia Institute of Technology-Main Campus (139755)

User ID: P1397551

## Part A - Fall Enrollment for Graduate Students: CIP CODE:26.0000

Enrollment as of the institution's **official fall reporting date** or as of **October 15, 2024**

CIP CODE: 26.0000 -- Biological and Biomedical Sciences

Graduate students

## Reporting Reminders:

- Report Hispanic/Latino individuals of any race as Hispanic/Latino
- Report race for non-Hispanic/Latino individuals only
- Report **all** postbaccalaureate degree and certificate students as graduate students, including any doctor's-professional practice students (formerly first-professional)

**Men**

Students enrolled for <u>credit</u>	Total <u>full-time</u>	Total <u>part-time</u>	Total graduate students
<u>U.S. Nonresident</u>	50	2	52
<u>Hispanic/Latino</u>	2	2	4
<u>American Indian or Alaska Native</u>	0	0	0
<u>Asian</u>	17	0	17
<u>Black or African American</u>	2	0	2
<u>Native Hawaiian or Other Pacific Islander</u>	0	0	0
<u>White</u>	30	5	35
Two or more races	5	0	5
<u>Race and ethnicity unknown</u>	2	0	2
<b>Total men</b>	<b>108</b>	<b>9</b>	<b>117</b>

**Women**

Students enrolled for <u>credit</u>	Total <u>full-time</u>	Total <u>part-time</u>	Total graduate students
<u>U.S. Nonresident</u>	76	0	76
<u>Hispanic/Latino</u>	9	0	9
<u>American Indian or Alaska Native</u>	1	0	1
<u>Asian</u>	16	0	16
<u>Black or African American</u>	10	1	11
<u>Native Hawaiian or Other Pacific Islander</u>	0	0	0
<u>White</u>	51	3	54
Two or more races	2	1	3
<u>Race and ethnicity unknown</u>	2	0	2
<b>Total women</b>	<b>167</b>	<b>5</b>	<b>172</b>
<b>Grand total (men+women)</b>	<b>275</b>	<b>14</b>	<b>289</b>
<b>Grand total (men+women) 2022-23</b>	<b>230</b>	<b>23</b>	<b>253</b>

Institution: Georgia Institute of Technology-Main Campus (139755)

User ID: P1397551

## Part A - Fall Enrollment for Graduate Students: CIP CODE:27.0000

Enrollment as of the institution's official fall reporting date or as of October 15, 2024

CIP CODE: 27.0000 – Mathematics and Statistics

Graduate students

## Reporting Reminders:

- Report Hispanic/Latino individuals of any race as Hispanic/Latino
- Report race for non-Hispanic/Latino individuals only
- Report all postbaccalaureate degree and certificate students as graduate students, including any doctor's-professional practice students (formerly first-professional)

**Men**

Students enrolled for <u>credit</u>	Total <u>full-time</u>	Total <u>part-time</u>	Total graduate students
<u>U.S. Nonresident</u>	99	8	107
<u>Hispanic/Latino</u>	3	1	4
<u>American Indian or Alaska Native</u>	0	0	0
<u>Asian</u>	21	0	21
<u>Black or African American</u>	2	0	2
<u>Native Hawaiian or Other Pacific Islander</u>	0	0	0
<u>White</u>	44	7	51
Two or more races	7	0	7
<u>Race/ethnicity unknown</u>	3	0	3
<b>Total men</b>	<b>179</b>	<b>16</b>	<b>195</b>

**Women**

Students enrolled for <u>credit</u>	Total <u>full-time</u>	Total <u>part-time</u>	Total graduate students
<u>U.S. Nonresident</u>	56	6	62
<u>Hispanic/Latino</u>	1	0	1
<u>American Indian or Alaska Native</u>	0	0	0
<u>Asian</u>	8	0	8
<u>Black or African American</u>	3	1	4
<u>Native Hawaiian or Other Pacific Islander</u>	0	0	0
<u>White</u>	4	2	6
Two or more races	1	2	3
<u>Race/ethnicity unknown</u>	0	0	0
<b>Total women</b>	<b>73</b>	<b>11</b>	<b>84</b>
<b>Grand total (men+women)</b>	<b>252</b>	<b>27</b>	<b>279</b>
<b>Grand total (men+women) 2022-23</b>	<b>264</b>	<b>23</b>	<b>287</b>



Institution: Georgia Institute of Technology-Main Campus (139755)

User ID: P1397551

## Part A - Fall Enrollment for Graduate Students: CIP CODE:40.0000

Enrollment as of the institution's official fall reporting date or as of October 15, 2024

CIP CODE: 40.0000 -- Physical Sciences

Graduate students

## Reporting Reminders:

- Report Hispanic/Latino individuals of any race as Hispanic/Latino
- Report race for non-Hispanic/Latino individuals only
- Report all postbaccalaureate degree and certificate students as graduate students, including any doctor's-professional practice students (formerly first-professional)

**Men**

Students enrolled for <u>credit</u>	Total <u>full-time</u>	Total <u>part-time</u>	Total graduate students
<u>U.S. Nonresident</u>	114	2	116
<u>Hispanic/Latino</u>	16	0	16
<u>American Indian or Alaska Native</u>	0	0	0
<u>Asian</u>	18	1	19
<u>Black or African American</u>	11	0	11
<u>Native Hawaiian or Other Pacific Islander</u>	0	0	0
<u>White</u>	81	5	86
Two or more races	7	0	7
<u>Race and ethnicity unknown</u>	3	0	3
<b>Total men</b>	<b>250</b>	<b>8</b>	<b>258</b>

**Women**

Students enrolled for <u>credit</u>	Total <u>full-time</u>	Total <u>part-time</u>	Total graduate students
<u>U.S. Nonresident</u>	57	0	57
<u>Hispanic/Latino</u>	15	0	15
<u>American Indian or Alaska Native</u>	1	0	1
<u>Asian</u>	17	0	17
<u>Black or African American</u>	7	1	8
<u>Native Hawaiian or Other Pacific Islander</u>	0	0	0
<u>White</u>	62	0	62
Two or more races	9	0	9
<u>Race and ethnicity unknown</u>	2	1	3
<b>Total women</b>	<b>170</b>	<b>2</b>	<b>172</b>
<b>Grand total (men+women)</b>	<b>420</b>	<b>10</b>	<b>430</b>
<b>Grand total (men+women) 2022-23</b>	<b>338</b>	<b>10</b>	<b>348</b>

Institution: Georgia Institute of Technology-Main Campus (139755)

User ID: P1397551

## Part A - Fall Enrollment for Graduate Students: CIP CODE:52.0000

Enrollment as of the institution's **official fall reporting date** or as of **October 15, 2024**

CIP CODE: 52.0000 -- Business, Management, Marketing and Related Support Services

Graduate students

## Reporting Reminders:

- Report Hispanic/Latino individuals of any race as Hispanic/Latino
- Report race for non-Hispanic/Latino individuals only
- Report **all** postbaccalaureate degree and certificate students as graduate students, including any doctor's-professional practice students (formerly first-professional)

**Men**

Students enrolled for <u>credit</u>	Total <u>full-time</u>	Total <u>part-time</u>	Total graduate students
<u>U.S. Nonresident</u>	141	1,046	1,187
<u>Hispanic/Latino</u>	35	302	337
<u>American Indian or Alaska Native</u>	0	5	5
<u>Asian</u>	142	990	1,132
<u>Black or African American</u>	54	163	217
<u>Native Hawaiian or Other Pacific Islander</u>	0	4	4
<u>White</u>	205	1,442	1,647
Two or more races	22	91	113
<u>Race and ethnicity unknown</u>	13	94	107
<b>Total men</b>	<b>612</b>	<b>4,137</b>	<b>4,749</b>

**Women**

Students enrolled for <u>credit</u>	Total <u>full-time</u>	Total <u>part-time</u>	Total graduate students
<u>U.S. Nonresident</u>	121	546	667
<u>Hispanic/Latino</u>	21	127	148
<u>American Indian or Alaska Native</u>	1	0	1
<u>Asian</u>	81	719	800
<u>Black or African American</u>	37	102	139
<u>Native Hawaiian or Other Pacific Islander</u>	0	0	0
<u>White</u>	90	569	659
Two or more races	8	55	63
<u>Race and ethnicity unknown</u>	3	42	45
<b>Total women</b>	<b>362</b>	<b>2,160</b>	<b>2,522</b>
<b>Grand total (men+women)</b>	<b>974</b>	<b>6,297</b>	<b>7,271</b>
<b>Grand total (men+women) 2022-23</b>	<b>854</b>	<b>5,345</b>	<b>6,199</b>

Institution: Georgia Institute of Technology-Main Campus (139755)

User ID: P1397551

## Part A - Fall Enrollment - Summary

## Fall Enrollment Summary

## Men

Enrolled for credit	Total full-time students	Total part-time students	Grand total, all students
<u>U.S. Nonresident</u>	3,976	5,248	<b>9,224</b>
<u>Hispanic/Latino</u>	1,157	1,380	<b>2,537</b>
<u>American Indian or Alaska Native</u>	5	14	<b>19</b>
<u>Asian</u>	4,531	4,964	<b>9,495</b>
<u>Black or African American</u>	958	811	<b>1,769</b>
<u>Native Hawaiian or Other Pacific Islander</u>	5	19	<b>24</b>
<u>White</u>	4,932	6,318	<b>11,250</b>
Two or more races	637	567	<b>1,204</b>
<u>Race and ethnicity unknown</u>	172	475	<b>647</b>
<b>Total men</b>	<b>16,373</b>	<b>19,796</b>	<b>36,169</b>

## Women

Enrolled for credit	Total full-time students	Total part-time students	Grand total, all students
<u>U.S. Nonresident</u>	2,044	2,228	<b>4,272</b>
<u>Hispanic/Latino</u>	751	379	<b>1,130</b>
<u>American Indian or Alaska Native</u>	8	2	<b>10</b>
<u>Asian</u>	2,820	2,308	<b>5,128</b>
<u>Black or African American</u>	871	369	<b>1,240</b>
<u>Native Hawaiian or Other Pacific Islander</u>	3	4	<b>7</b>
<u>White</u>	2,988	1,594	<b>4,582</b>
Two or more races	430	192	<b>622</b>
<u>Race and ethnicity unknown</u>	81	122	<b>203</b>
<b>Total women</b>	<b>9,996</b>	<b>7,198</b>	<b>17,194</b>
<b>Grand Total (men+women)</b>	<b>26,369</b>	<b>26,994</b>	<b>53,363</b>

Institution: Georgia Institute of Technology-Main Campus (139755)

User ID: P1397551

Part A - Fall Enrollment - Summary: CIP CODE:14.0000

**Fall Enrollment Summary**

CIP CODE: 14.0000 -- Engineering

**Men**

Enrolled for credit	Total full-time students	Total part-time students	Grand total, all students
<u>U.S. Nonresident</u>	1,968	128	<b>2,096</b>
<u>Hispanic/Latino</u>	666	115	<b>781</b>
<u>American Indian or Alaska Native</u>	4	0	<b>4</b>
<u>Asian</u>	1,758	192	<b>1,950</b>
<u>Black or African American</u>	421	70	<b>491</b>
<u>Native Hawaiian or Other Pacific Islander</u>	4	0	<b>4</b>
<u>White</u>	2,698	561	<b>3,259</b>
Two or more races	333	43	<b>376</b>
<u>Race and ethnicity unknown</u>	67	21	<b>88</b>
<b>Total men</b>	<b>7,919</b>	<b>1,130</b>	<b>9,049</b>

**Women**

Enrolled for credit	Total full-time students	Total part-time students	Grand total, all students
<u>U.S. Nonresident</u>	849	39	<b>888</b>
<u>Hispanic/Latino</u>	371	32	<b>403</b>
<u>American Indian or Alaska Native</u>	5	1	<b>6</b>
<u>Asian</u>	943	97	<b>1,040</b>
<u>Black or African American</u>	348	33	<b>381</b>
<u>Native Hawaiian or Other Pacific Islander</u>	1	1	<b>2</b>
<u>White</u>	1,292	199	<b>1,491</b>
Two or more races	190	28	<b>218</b>
<u>Race and ethnicity unknown</u>	30	4	<b>34</b>
<b>Total women</b>	<b>4,029</b>	<b>434</b>	<b>4,463</b>
<b>Grand Total (men+women)</b>	<b>11,948</b>	<b>1,564</b>	<b>13,512</b>

Institution: Georgia Institute of Technology-Main Campus (139755)

User ID: P1397551

## Part A - Fall Enrollment - Summary: CIP CODE:26.0000

## Fall Enrollment Summary

CIP CODE: 26.0000 – Biological and Biomedical Sciences

## Men

Enrolled for credit	Total full-time students	Total part-time students	Grand total, all students
<u>U.S. Nonresident</u>	57	3	60
<u>Hispanic/Latino</u>	30	4	34
<u>American Indian or Alaska Native</u>	0	0	0
<u>Asian</u>	165	12	177
<u>Black or African American</u>	43	1	44
<u>Native Hawaiian or Other Pacific Islander</u>	0	0	0
<u>White</u>	157	11	168
Two or more races	16	1	17
<u>Race and ethnicity unknown</u>	6	0	6
<b>Total men</b>	<b>474</b>	<b>32</b>	<b>506</b>

## Women

Enrolled for credit	Total full-time students	Total part-time students	Grand total, all students
<u>U.S. Nonresident</u>	98	0	98
<u>Hispanic/Latino</u>	81	1	82
<u>American Indian or Alaska Native</u>	1	0	1
<u>Asian</u>	370	28	398
<u>Black or African American</u>	127	5	132
<u>Native Hawaiian or Other Pacific Islander</u>	0	0	0
<u>White</u>	339	28	367
Two or more races	63	6	69
<u>Race and ethnicity unknown</u>	9	1	10
<b>Total women</b>	<b>1,088</b>	<b>69</b>	<b>1,157</b>
<b>Grand Total (men+women)</b>	<b>1,562</b>	<b>101</b>	<b>1,663</b>

Institution: Georgia Institute of Technology-Main Campus (139755)

User ID: P1397551

## Part A - Fall Enrollment - Summary: CIP CODE:27.0000

## Fall Enrollment Summary

CIP CODE: 27.0000 – Mathematics and Statistics

## Men

Enrolled for credit	Total full-time students	Total part-time students	Grand total, all students
<u>U.S. Nonresident</u>	122	8	130
<u>Hispanic/Latino</u>	21	1	22
<u>American Indian or Alaska Native</u>	0	0	0
<u>Asian</u>	100	6	106
<u>Black or African American</u>	8	1	9
<u>Native Hawaiian or Other Pacific Islander</u>	0	0	0
<u>White</u>	117	15	132
Two or more races	13	0	13
<u>Race and ethnicity unknown</u>	8	0	8
<b>Total men</b>	<b>389</b>	<b>31</b>	<b>420</b>

## Women

Enrolled for credit	Total full-time students	Total part-time students	Grand total, all students
<u>U.S. Nonresident</u>	65	7	72
<u>Hispanic/Latino</u>	5	0	5
<u>American Indian or Alaska Native</u>	0	0	0
<u>Asian</u>	41	1	42
<u>Black or African American</u>	12	1	13
<u>Native Hawaiian or Other Pacific Islander</u>	0	0	0
<u>White</u>	36	6	42
Two or more races	3	2	5
<u>Race and ethnicity unknown</u>	2	0	2
<b>Total women</b>	<b>164</b>	<b>17</b>	<b>181</b>
<b>Grand Total (men+women)</b>	<b>553</b>	<b>48</b>	<b>601</b>

Institution: Georgia Institute of Technology-Main Campus (139755)

User ID: P1397551

## Part A - Fall Enrollment - Summary: CIP CODE:40.0000

## Fall Enrollment Summary

CIP CODE: 40.0000 -- Physical Sciences

## Men

Enrolled for credit	Total full-time students	Total part-time students	Grand total, all students
<u>U.S. Nonresident</u>	129	2	131
<u>Hispanic/Latino</u>	39	4	43
<u>American Indian or Alaska Native</u>	0	0	0
<u>Asian</u>	65	7	72
<u>Black or African American</u>	24	2	26
<u>Native Hawaiian or Other Pacific Islander</u>	0	0	0
<u>White</u>	184	11	195
Two or more races	20	3	23
<u>Race and ethnicity unknown</u>	6	0	6
<b>Total men</b>	<b>467</b>	<b>29</b>	<b>496</b>

## Women

Enrolled for credit	Total full-time students	Total part-time students	Grand total, all students
<u>U.S. Nonresident</u>	71	1	72
<u>Hispanic/Latino</u>	22	1	23
<u>American Indian or Alaska Native</u>	1	0	1
<u>Asian</u>	58	3	61
<u>Black or African American</u>	27	1	28
<u>Native Hawaiian or Other Pacific Islander</u>	0	0	0
<u>White</u>	162	5	167
Two or more races	23	1	24
<u>Race and ethnicity unknown</u>	8	1	9
<b>Total women</b>	<b>372</b>	<b>13</b>	<b>385</b>
<b>Grand Total (men+women)</b>	<b>839</b>	<b>42</b>	<b>881</b>

Institution: Georgia Institute of Technology-Main Campus (139755)

User ID: P1397551

## Part A - Fall Enrollment - Summary: CIP CODE:52.0000

## Fall Enrollment Summary

CIP CODE: 52.0000 -- Business, Management, Marketing and Related Support Services

## Men

Enrolled for credit	Total full-time students	Total part-time students	Grand total, all students
<u>U.S. Nonresident</u>	165	1,046	<b>1,211</b>
<u>Hispanic/Latino</u>	103	304	<b>407</b>
<u>American Indian or Alaska Native</u>	1	5	<b>6</b>
<u>Asian</u>	334	1,007	<b>1,341</b>
<u>Black or African American</u>	141	165	<b>306</b>
<u>Native Hawaiian or Other Pacific Islander</u>	1	4	<b>5</b>
<u>White</u>	532	1,464	<b>1,996</b>
Two or more races	55	94	<b>149</b>
<u>Race and ethnicity unknown</u>	21	94	<b>115</b>
<b>Total men</b>	<b>1,353</b>	<b>4,183</b>	<b>5,536</b>

## Women

Enrolled for credit	Total full-time students	Total part-time students	Grand total, all students
<u>U.S. Nonresident</u>	143	546	<b>689</b>
<u>Hispanic/Latino</u>	75	131	<b>206</b>
<u>American Indian or Alaska Native</u>	1	0	<b>1</b>
<u>Asian</u>	331	733	<b>1,064</b>
<u>Black or African American</u>	95	103	<b>198</b>
<u>Native Hawaiian or Other Pacific Islander</u>	1	0	<b>1</b>
<u>White</u>	351	583	<b>934</b>
Two or more races	33	58	<b>91</b>
<u>Race and ethnicity unknown</u>	9	42	<b>51</b>
<b>Total women</b>	<b>1,039</b>	<b>2,196</b>	<b>3,235</b>
<b>Grand Total (men+women)</b>	<b>2,392</b>	<b>6,379</b>	<b>8,771</b>



Institution: Georgia Institute of Technology-Main Campus (139755)

User ID: P1397551

Part A - Fall Enrollment- Gender Unknown or Another Gender than Provided Categories

Reporting Reminders:

- The purpose of this supplemental section is to determine whether institutions are able to report the number of students for whom gender is unknown and the number of students for whom gender does not align with the 'Men' and 'Women' categories. Note that these students must still be allocated into the 'Men' and 'Women' categories in all other sections of the survey component.
- Institutions should not ask students that do not select a binary gender to allocate themselves to a binary gender category; it is up to the institution to allocate unknown students and students that indicate another gender into the binary categories throughout the forms where required. One method commonly used by institutions is to allocate these students to the binary categories required in other parts of the form using the proportion of men to women reported.
- The 'gender unknown' category is to report students for whom the institution does not know a gender.

Is your institution able to report another gender for the Fall 2024 reporting period?  
If you indicate 'No, my institution is not able to report another gender,' leave the cells in the rows for 'Another gender' blank (i.e., do not report 0). If you indicate 'No, some cells will have a value of less than 5 students,' your institution collects data on another gender, but some cells have a value of less than 5 students, do not report the data and leave the cells in the rows for 'Another gender' blank. If you indicate 'Yes', but no students identified as another gender, please enter '0'.

Undergraduate students:


- ☒ No, my institution is not able to report another gender (do not report)
- ☐ No, some cells will have a value of less than 5 students (do not report)
- ☐ Yes

Graduate students:

- ☒ No, my institution is not able to report another gender (do not report)
- ☐ No, some cells will have a value of less than 5 students (do not report)
- ☐ Yes

Of the total students reported, how many students did you allocate to a binary gender category (Men/Women) because their gender was unknown or another gender than the provided categories?

		Number of students			
		Undergraduate students		Graduate students	
		Current Year	Prior year	Current Year	Prior year
Grand total		20,591	19,505	32,772	28,441
	Gender unknown (i.e., gender information is not known or not collected).	<input type="text" value="0"/>	0	<input type="text" value="0"/>	0
	Another gender (i.e., gender information is known but does not fall into either of the mutually exclusive binary categories provided [Men/Women]).	<input type="text"/>		<input type="text"/>	
Total of Gender unknown + Another gender		0	0	0	0
Total of Students for whom gender is known and falls into one of the mutually exclusive binary categories provided [Men/Women]		20,591	19,505	32,772	28,441


 You may use the box below to provide additional context for the data you have reported above. Context notes will be posted on the College Navigator website. Therefore, you should write all context notes using proper grammar (e.g., complete sentences with punctuation) and common language that can be easily understood by students and parents (e.g., spell out acronyms).


Institution: Georgia Institute of Technology-Main Campus (139755)

User ID: P1397551

Part A - Fall Enrollment by Distance Education Status 1

Enrollment as of the institution's official fall reporting date or as of October 15, 2024

	Undergraduate Students		Graduate Students
	Degree/certificate-seeking	Non-degree/non-certificate-seeking	
 Enrolled <i>exclusively</i> in distance education courses	<input type="text" value="16"/>	<input type="text" value="1,564"/>	<input type="text" value="23,677"/>
Enrolled in <i>at least one</i> but not all distance education courses	<input type="text" value="3,626"/>	<input type="text" value="8"/>	<input type="text" value="658"/>
<i>Not enrolled</i> in any distance education courses	15,143	234	8,437
Total (Carried forward from part A)	18,785	1,806	32,772

 You may use the box below to provide additional context for the data you have reported above. Context notes will be posted on the College Navigator website. Therefore, you should write all context notes using proper grammar (e.g., complete sentences with punctuation) and common language that can be easily understood by students and parents (e.g., spell out acronyms).

Institution: Georgia Institute of Technology-Main Campus (139755)

User ID: P1397551

Part A - Fall Enrollment by Distance Education Status 2

Of those students *exclusively* enrolled in distance education courses, report the number that are:

		Undergraduate Students		Graduate Students
		Degree/certificate-seeking	Non-degree/non-certificate-seeking	
Located in	GA	<input type="text" value="11"/>	<input type="text" value="1,499"/>	<input type="text" value="2,064"/>
Located in the U.S. but not in	GA	<input type="text" value="4"/>	<input type="text" value="0"/>	<input type="text" value="14,056"/>
Located in the U.S. but state/jurisdiction unknown		<input type="text" value="0"/>	<input type="text" value="1"/>	<input type="text" value="10"/>
Located outside the U.S.		<input type="text" value="1"/>	<input type="text" value="64"/>	<input type="text" value="7,547"/>
Location unknown/unreported		<input type="text" value="0"/>	<input type="text" value="0"/>	<input type="text" value="0"/>
Total students exclusively enrolled in distance education (Carried forward from section above)		16	1,564	23,677

Institution: Georgia Institute of Technology-Main Campus (139755)

User ID: P1397551

Part B - Fall Enrollment by Age and Gender for Full-time Undergraduate Students

Enrollment as of the institution's official fall reporting date or as of October 15, 2024

NOTE: These data are **optional** this year.

Age	Full-time Undergraduate Students	
	Men	Women
Under 18	<input type="text" value="125"/>	<input type="text" value="73"/>
18-19	<input type="text" value="4,445"/>	<input type="text" value="3,333"/>
20-21	<input type="text" value="4,691"/>	<input type="text" value="3,032"/>
22-24	<input type="text" value="1,160"/>	<input type="text" value="672"/>
25-29	<input type="text" value="109"/>	<input type="text" value="38"/>
30-34	<input type="text" value="21"/>	<input type="text" value="7"/>
35-39	<input type="text" value="5"/>	<input type="text" value="0"/>
40-49	<input type="text" value=""/>	<input type="text" value=""/>
50-64	<input type="text" value=""/>	<input type="text" value=""/>
65 and over	<input type="text" value="1"/>	<input type="text" value="0"/>
Age unknown/unreported	<input type="text" value="0"/>	<input type="text" value="0"/>
Total full-time undergraduate students (Carried forward from part A)	10,557	7,155

Institution: Georgia Institute of Technology-Main Campus (139755)

User ID: P1397551

Part B - Fall Enrollment by Age and Gender for Part-time Undergraduate Students

Enrollment as of the institution's official fall reporting date or as of October 15, 2024

NOTE: These data are **optional** this year.

Age	Part-time Undergraduate Students	
	Men	Women
Under 18	930	466
18-19	186	79
20-21	275	213
22-24	381	225
25-29	52	25
30-34	15	2
35-39	4	5
40-49		
50-64	1	4
65 and over	12	4
Age unknown/unreported	0	0
Total part-time undergraduate students (Carried forward from part A)	1,856	1,023

Institution: Georgia Institute of Technology-Main Campus (139755)

User ID: P1397551

## Part B - Fall Enrollment by Age and Gender for Full-time Graduate Students

Enrollment as of the institution's official fall reporting date or as of October 15, 2024NOTE: These data are **optional** this year.

Age	Full-time Graduate Students	
	Men	Women
Under 18	<input type="text"/>	<input type="text"/>
18-19	<input type="text" value="6"/>	<input type="text" value="1"/>
20-21	<input type="text" value="277"/>	<input type="text" value="111"/>
22-24	<input type="text" value="2,507"/>	<input type="text" value="1,247"/>
25-29	<input type="text" value="2,120"/>	<input type="text" value="1,078"/>
30-34	<input type="text" value="609"/>	<input type="text" value="273"/>
35-39	<input type="text" value="153"/>	<input type="text" value="78"/>
40-49	<input type="text" value="116"/>	<input type="text" value="44"/>
50-64	<input type="text" value="24"/>	<input type="text" value="8"/>
65 and over	<input type="text" value="4"/>	<input type="text" value="1"/>
Age unknown/unreported	0	0
Total full-time graduate students (Carried forward from part A)	5,816	2,841

Institution: Georgia Institute of Technology-Main Campus (139755)

User ID: P1397551

## Part B - Fall Enrollment by Age and Gender for Part-time Graduate Students

Enrollment as of the institution's official fall reporting date or as of October 15, 2024NOTE: These data are **optional** this year.

Age	Part-time Graduate Students	
	Men	Women
Under 18	<input type="text" value="0"/>	<input type="text" value="1"/>
18-19	<input type="text" value="5"/>	<input type="text" value="1"/>
20-21	<input type="text" value="138"/>	<input type="text" value="43"/>
22-24	<input type="text" value="2,688"/>	<input type="text" value="887"/>
25-29	<input type="text" value="6,464"/>	<input type="text" value="2,350"/>
30-34	<input type="text" value="3,955"/>	<input type="text" value="1,523"/>
35-39	<input type="text" value="2,206"/>	<input type="text" value="719"/>
40-49	<input type="text" value="1,809"/>	<input type="text" value="510"/>
50-64	<input type="text" value="640"/>	<input type="text" value="138"/>
65 and over	<input type="text" value="35"/>	<input type="text" value="3"/>
Age unknown/unreported	<input type="text" value="0"/>	<input type="text" value="0"/>
<b>Total part-time graduate students (Carried forward from part A)</b>	<b>17,940</b>	<b>6,175</b>


Institution: Georgia Institute of Technology-Main Campus (139755)

User ID: P1397551

## Part C - Screening Question

Did any of your **first-time degree/certificate-seeking undergraduate** students (reported in Part A) enroll within 12 months of graduating high school or receiving their GED?

- ☐ No, we do not have any first-time students who enrolled within 12 months of their high school graduation.
- ☒ Yes, we have first-time students who enrolled within 12 months of their high school graduation.

 You may use the box below to provide additional context for the data you have reported above. Context notes will be posted on the College Navigator website. Therefore, you should write all context notes using proper grammar (e.g., complete sentences with punctuation) and common language that can be easily understood by students and parents (e.g., spell out acronyms).




Institution: Georgia Institute of Technology-Main Campus (139755)

User ID: P1397551

## Part C - Residence of First-time Undergraduates 1

Enrollment as of the institution's **official fall reporting date** or as of **October 15, 2024**Enter **at least one** zero, where applicable, to verify that the screen has not been skipped.

State of <u>residence</u> when student was first admitted	FIPS Code	 Total <u>first-time</u> degree/certificate-seeking undergraduates (1)	Of students in column 1, those who enrolled within 12 months of high school graduation or receiving their GED (2)
Alabama	01	21	20
Alaska	02	1	1
Arizona	04	18	18
Arkansas	05	5	5
California	06	94	94
Colorado	08	21	21
Connecticut	09	15	14
Delaware	10	11	11
District of Columbia	11	3	3
Florida	12	80	79
Georgia	13	2,348	2,336
Hawaii	15	2	2
Idaho	16	3	3
Illinois	17	48	48
Indiana	18	3	3
Iowa	19	3	3
Kansas	20	3	3
Kentucky	21	12	12
Louisiana	22	8	8
Maine	23	3	3

Institution: Georgia Institute of Technology-Main Campus (139755)

User ID: P1397551

## Part C - Residence of First-time Undergraduates 2

Enrollment as of the institution's **official fall reporting date** or as of **October 15, 2024**Enter **at least one** zero, where applicable, to verify that the screen has not been skipped.

State of <u>residence</u> when student was first admitted	FIPS Code	Total <u>first-time</u> degree/certificate-seeking undergraduates (1)	Of students in column 1, those who enrolled within 12 months of high school graduation or receiving their GED (2)
Maryland	24	47	47
Massachusetts	25	35	34
Michigan	26	6	6
Minnesota	27	26	25
Mississippi	28	7	7
Missouri	29	18	17
Montana	30	1	1
Nebraska	31	1	1
Nevada	32	3	3
New Hampshire	33	3	3
New Jersey	34	90	90
New Mexico	35		
New York	36	76	76
North Carolina	37	66	65
North Dakota	38	1	1
Ohio	39	36	36
Oklahoma	40	7	7
Oregon	41	8	8
Pennsylvania	42	62	61
Rhode Island	44	3	3


Institution: Georgia Institute of Technology-Main Campus (139755)

User ID: P1397551

## Part C - Residence of First-time Undergraduates 3

Enrollment as of the institution's **official fall reporting date** or as of **October 15, 2024**Enter **at least one** zero, where applicable, to verify that the screen has not been skipped.

State of <u>residence</u> when student was first admitted	FIPS Code	Total <u>first-time</u> degree/certificate-seeking undergraduates (1)	Of students in column 1, those who enrolled within 12 months of high school graduation or receiving their GED (2)
South Carolina	45	<input type="text" value="20"/>	<input type="text" value="20"/>
South Dakota	46	<input type="text" value="2"/>	<input type="text" value="2"/>
Tennessee	47	<input type="text" value="32"/>	<input type="text" value="32"/>
Texas	48	<input type="text" value="63"/>	<input type="text" value="62"/>
Utah	49	<input type="text" value="5"/>	<input type="text" value="4"/>
Vermont	50	<input type="text" value="3"/>	<input type="text" value="3"/>
Virginia	51	<input type="text" value="92"/>	<input type="text" value="91"/>
Washington	53	<input type="text" value="23"/>	<input type="text" value="23"/>
West Virginia	54	<input type="text" value="2"/>	<input type="text" value="2"/>
Wisconsin	55	<input type="text" value="19"/>	<input type="text" value="19"/>
Wyoming	56	<input type="text" value=""/>	<input type="text" value=""/>
<u>State Unknown</u>	57	<input type="text" value="24"/>	<input type="text" value="21"/>
American Samoa	60	<input type="text" value=""/>	<input type="text" value=""/>
Federated States of Micronesia	64	<input type="text" value=""/>	<input type="text" value=""/>
Guam	66	<input type="text" value=""/>	<input type="text" value=""/>
Marshall Islands	68	<input type="text" value=""/>	<input type="text" value=""/>
Northern Marianas	69	<input type="text" value=""/>	<input type="text" value=""/>
Palau	70	<input type="text" value=""/>	<input type="text" value=""/>
Puerto Rico	72	<input type="text" value="21"/>	<input type="text" value="21"/>
Virgin Islands	78	<input type="text" value=""/>	<input type="text" value=""/>
Foreign Countries	90	<input type="text" value="332"/>	<input type="text" value="286"/>
Residence unknown/unreported	98	<input type="text" value="0"/>	<input type="text" value=""/>
<b>Total first-time degree/certificate-seeking undergraduates (Carried forward from Part A)</b>		<b>3,836</b>	<b>3,764</b>

 You may use the box below to provide additional context for the data you have reported above. Context notes will be posted on the College Navigator website. Therefore, you should write all context notes using proper grammar (e.g., complete sentences with punctuation) and common language that can be easily understood by students and parents (e.g., spell out acronyms).

Institution: Georgia Institute of Technology-Main Campus (139755)

User ID: P1397551

## Part D - Total Undergraduate Entering Class

## Total Undergraduate Entering Class, Fall 2024

D1	Total full-time, first-time degree/certificate-seeking <u>undergraduates</u> from Part A (GR <u>cohort</u> )	3,828
D2	Total <u>first-time</u> degree/certificate-seeking undergraduates (full-time + part-time) from Part A	<b>3,836</b>
D3	Total <u>transfer-in</u> degree/certificate-seeking undergraduates (full-time + part-time) from Part A	<b>1,108</b>
D4	Total <u>non-degree/non-certificate-seeking</u> undergraduates (full-time + part-time) from Part A	<b>1,806</b>
D5	Of the total non-degree/non-certificate-seeking undergraduates displayed on line D4, <b>the number that are new to the institution in Fall 2024</b>	<input type="text" value="1,554"/>
D6	Total <u>entering students</u> at the undergraduate level <b>Note:</b> This is calculated as first-time students (line D2) + students transferring to the institution (line D3) + non-degree/non-certificate-seeking undergraduates entering in Fall 2024 (line D5).	<b>6,498</b>
D7	Percentage of undergraduate entering class represented by your GR <u>cohort</u> (line D1/line D6)	<b>59</b>

Institution: Georgia Institute of Technology-Main Campus (139755)

User ID: P1397551

Part E - First-time Bachelor's Cohort Retention Rates (Full-time)

Retention Rates - Full-time, First-time Bachelor's Seeking Cohort from Fall 2023

Academic reporters determine the cohort and retention as of the institution's official fall reporting date or as of October 15. Program reporters determine the cohort with enrollment any time between August 1 and October 31, 2023 and retention based on August 1, 2024.

The retention rate is calculated by the system after clicking "Save" on the screen. Exclusions are subtracted from and inclusions are added to the original cohort and the resulting adjusted cohort is used for calculating the retention rate.

Retention Data Reporting Reminders:

- Include only **full-time, first-time bachelor's-seeking** students in this cohort.
- Determine the full-time cohort using Fall 2023 status (e.g., if a student was full-time in Fall 2023, report them in the full-time cohort regardless of their Fall 2024 status).
- If there are no students to report in the cohort, enter zero. Do not leave the field blank.
- Report in the exclusions box (line E2a) the number of students from the cohort who left the institution for any of the following reasons: died or were totally and permanently disabled; to serve in the armed forces (including those called to active duty); to serve with a foreign aid service of the Federal Government (e.g., Peace Corps); or to serve on official church missions.
- Report in the inclusion box (line E2b) first-time bachelor's-seeking study abroad students who were excluded from the first-time cohort (line E1) but who have re-enrolled at the institution their second year.

FULL-TIME, FIRST-TIME BACHELOR'S COHORT RETENTION:		Prior year data (Fall 2022 cohort)
E1	Full-time, first-time Fall 2023 bachelor's seeking cohort	3,7593,630
E2a	Exclusions from the Fall 2023 cohort	86
E2b	Inclusion to the Fall 2023 cohort	00
E3	Adjusted Fall 2023 cohort (line E1 - E2a + E2b)	3,7513,624
E4	Students from Fall 2023 cohort <b>still enrolled</b> as of Fall 2024 + students from Fall 2023 cohort who <b>completed their bachelor's degree</b> as of Fall 2024	3,6793,542
E5	Full-time, first-time Fall 2023 bachelor's cohort retention rate (line E4 / line E3)	98 %98 %

The notes below provide context for the data you've reported above and **may** be posted on the College Navigator website. Choose one option that best explains your data or choose "Not Applicable" if you do not wish to provide context notes. If none of the options provided explain your institution's data, then choose "Other" and write your own context notes. Therefore, you should write all context notes using proper grammar (e.g., complete sentences with punctuation) and common language that can be easily understood by students and parents (e.g., spell out acronyms).

Not Applicable

Institution: Georgia Institute of Technology-Main Campus (139755)

User ID: P1397551

Part E - First-time Bachelor's Cohort Retention Rates (Part-time)

Retention Rates - Part-time, First-time Bachelor's Seeking Cohort from Fall 2023


Academic reporters determine the cohort and retention as of the institution's official fall reporting date or as of October 15. Program reporters determine the cohort with enrollment any time between August 1 and October 31, 2023 and retention based on August 1, 2024.

The retention rate is calculated by the system after clicking "Save" on the screen. Exclusions are subtracted from the original cohort and the resulting adjusted cohort is used for calculating the retention rate.

Retention Data Reporting Reminders:

- Include only **part-time, first-time bachelor's-seeking** students in this cohort.
- Determine part-time using Fall 2023 attendance status (e.g., if a student was part-time in Fall 2023, report them in the part-time cohort regardless of their Fall 2024 status).
- If there are no students to report in the cohort, enter zero. Do not leave the field blank.
- Report in the exclusions box (line E7a) the number of students from the cohort who left the institution for any of the following reasons: died or were totally and permanently disabled; to serve in the armed forces (including those called to active duty); to serve with a foreign aid service of the Federal Government (e.g., Peace Corps); or to serve on official church missions.
- Report in the inclusion box (line E7b) first-time bachelor's-seeking study abroad students who were excluded from the first-time cohort (line E6) but who have re-enrolled at the institution their second year.

PART-TIME, FIRST-TIME BACHELOR'S COHORT RETENTION:			Prior year data (Fall 2022 cohort)
E6	Part-time, first-time Fall 2023 bachelor's seeking cohort	<input type="text" value="4"/>	17
E7a	Exclusions from the Fall 2023 cohort	<input type="text" value="0"/>	0
E7b	Inclusions to the Fall 2023 cohort	<input type="text" value="0"/>	0
E8	Adjusted Fall 2023 cohort (line E6 - E7a + E7b)	4	17
E9	Students from Fall 2023 cohort <b>still enrolled</b> as of Fall 2024 + students from Fall 2023 cohort who <b>completed their bachelor's degree</b> as of Fall 2024	<input checked="" type="checkbox"/> <input type="text" value="4"/>	17
E10	Part-time, first-time Fall 2023 bachelor's cohort retention rate (line E9 / line E8)	100 %	100 %

 The notes below provide context for the data you've reported above and **may** be posted on the College Navigator website. Choose one option that best explains your data or choose "Not Applicable" if you do not wish to provide context notes. If none of the options provided explain your institution's data, then choose "Other" and write your own context notes. Therefore, you should write all context notes using proper grammar (e.g., complete sentences with punctuation) and common language that can be easily understood by students and parents (e.g., spell out acronyms).

Not Applicable

Institution: Georgia Institute of Technology-Main Campus (139755)

User ID: P1397551

Part F - Student-to-Faculty Ratio

Student-to-Faculty Ratio

Please provide your institution's student-to-faculty ratio (i.e., student-to-instructional staff) for undergraduate programs for Fall 2024. The student-to-faculty ratio and any accompanying context that is provided will be displayed on College Navigator.

Click [here](#) to use a worksheet to help you determine the student-to-faculty ratio

Student-to-faculty ratio


17

to 1

Student-to-faculty ratio prior year

18

to 1

 You may use the box below to provide additional context for the data you have reported above. Context notes will be posted on the College Navigator website. Therefore, you should write all context notes using proper grammar (e.g., complete sentences with punctuation) and common language that can be easily understood by students and parents (e.g., spell out acronyms).

Institution: Georgia Institute of Technology-Main Campus (139755)

User ID: P1397551

Prepared by

Reporting Reminders:

- The name of the preparer is being collected so that we can follow up with the appropriate person in the event that there are questions concerning the data.
- The Keyholder will be copied on all email correspondence to other preparers.
- The time it took to prepare this component is being collected so that we can continue to improve our estimate of the reporting burden associated with IPEDS.
- Please include in your estimate the time it took for you to review instructions, query and search data sources, complete and review the component, and submit the data through the Data Collection System.
- Thank you for your assistance.

This survey component was prepared by:					
<input checked="" type="radio"/>	Keyholder	<input type="radio"/>	SFA Contact	<input type="radio"/>	HR Contact
<input type="radio"/>	Finance Contact	<input type="radio"/>	Academic Library Contact	<input type="radio"/>	Other
Name:		<input type="text" value="Jason Wang"/>			
Email:		<input type="text" value="jason.wang@irp.gatech.edu"/>			

How many staff from your institution only were involved in the data collection and reporting process of this survey component?	
<input type="text" value="1.00"/>	Number of Staff (including yourself)

How many hours did you and others from your institution only spend on each of the steps below when responding to this survey component? <i>Exclude the hours spent collecting data for state and other reporting purposes.</i>				
Staff member	Collecting Data Needed	Revising Data to Match IPEDS Requirements	Entering Data	Revising and Locking Data
Your office	<input type="text" value="0.50"/> hours	<input type="text" value="1.00"/> hours	<input type="text" value="0.00"/> hours	<input type="text" value="2.00"/> hours
Other offices	<input type="text" value="2.00"/> hours	<input type="text"/> hours	<input type="text"/> hours	<input type="text"/> hours



Institution: Georgia Institute of Technology-Main Campus (139755)

User ID: P1397551

## Summary

## Fall Enrollment Component Summary

The purpose of this summary is to provide you an opportunity to view some of the data that, when accepted through the IPEDS quality control process, will appear on the [College Navigator](#) website and/or your institution's Data Feedback Report (DFR). In addition, all data reported in IPEDS survey components become publicly available through the [IPEDS Use the Data](#) and appear as aggregated statistics in various Department of Education reports. [College Navigator](#) is updated approximately three months after the data collection period closes and DFRs will be available through the [IPEDS Use the Data](#) and sent to your institution's CEO at the end of 2025.

Please review your data for accuracy. If you have questions about the data displayed below or after reviewing the data reported on the survey screens, please contact the IPEDS Help Desk at: 1-877-225-2568 or [ipedshelp@rti.org](mailto:ipedshelp@rti.org).

Student Enrollment		
Total enrollment		53,363
	Undergraduate enrollment	20,591
	Graduate enrollment	32,772
Student-to-faculty ratio		17 to 1

Student Characteristics (All Students)		
Percent of all students who are female (%)		32
Percent of all students by U.S. resident status and race/ethnicity: Note: Race/ethnicity is not collected for U.S. Nonresidents.		
U.S. Resident (%)		75
	American Indian or Alaska Native (%)	0
	Asian (%)	27
	Black or African American (%)	6
	Hispanic/Latino (%)	7
	Native Hawaiian or Pacific Islander (%)	0
	White (%)	30
	Two or More Races (%)	3
	Race and ethnicity unknown (%)	2
U.S. Nonresident (%)		25

Undergraduate Student Characteristics		
Percent of all students who are female (%)		40
Percent of undergraduates who are full-time (%)		86
Percent of undergraduates who are transfer-in (%)		5
Percent of undergraduates who are enrolled exclusively in distance education courses (%)		8
Percent of all students by U.S. resident status and race/ethnicity: Note: Race/ethnicity is not collected for U.S. Nonresidents.		
U.S. Resident (%)		92
	American Indian or Alaska Native (%)	0
	Asian (%)	36
	Black or African American (%)	8
	Hispanic/Latino (%)	8
	Native Hawaiian or Pacific Islander (%)	0
	White (%)	33
	Two or More Races (%)	5
	Race and ethnicity unknown (%)	1
U.S. Nonresident (%)		8
Percent of undergraduate students by age:		
	24 and under (%)	99
	25 and over (%)	1
	Age unknown (%)	0
Percent of first-time degree/certificate seeking students by residence:		
	In state (%)	61
	Out-of-state (%)	30
	Foreign countries (%)	9

	Residence unknown (%)	0
Undergraduate Retention and Graduation Rate Cohort		
First-time, full-time bachelor's seeking student fall-to-fall retention rate (%)		98
First-time, part-time bachelor's seeking student fall-to-fall retention rate (%)		100
Graduation rate cohort as percent of total entering students (%)		59
Graduate Student Characteristics		
Percent of graduate students who are female (%)		28
Percent of graduate students who are full-time (%)		26
Percent of graduate students who are enrolled exclusively in distance education courses (%)		72
Percent of graduate students by U.S. resident status and race/ethnicity: Note: Race/ethnicity is not collected for U.S. Nonresidents.		
U.S. Resident (%)		64
	American Indian or Alaska Native (%)	0
	Asian (%)	22
	Black or African American (%)	4
	Hispanic/Latino (%)	6
	Native Hawaiian or Pacific Islander (%)	0
	White (%)	27
	Two or More Races (%)	3
	Race and ethnicity unknown (%)	2
U.S. Nonresident (%)		36

Institution: Georgia Institute of Technology-Main Campus (139755 )

User ID: P1397551

Edit Report

Fall Enrollment

Source	Description	Severity	Resolved	Options
Screen: Part E - First-time Bachelor's Cohort Retention Rates (Part-time)				
Upload File	The data reported indicates that your retention rate for this cohort is 100%. Please confirm that the data reported are correct. (Error #6147)	Confirmation	Yes	