

IPEDS 2022-23 Data Collection System

IPEDS HELP DESK (877) 225-2568 | ipedshelp@rti.org
OMB NO. 1850-0582 v.30 : Approval Expires 8/31/2025
User ID: P1397551

12-month Enrollment 2022-23

Institution: Georgia Institute of Technology-Main Campus (139755)

User ID: P1397551

Overview

12-month Enrollment Overview

The 12-month Enrollment component collects unduplicated student enrollment counts and instructional activity data for an entire 12-month period. Using the instructional activity data reported, a full-time equivalent (FTE) student enrollment at the undergraduate and graduate level is estimated (4-year institutions only). Institutions with Doctor's - professional practice students will also report the FTE enrollment of those students (4-year institutions only). NCES uses the FTE enrollment to produce indicators such as expenses by function per FTE as reported in the IPEDS Data Feedback Report.

Data Reporting Reminder:

- All institutions must use the July 1 - June 30 reporting period.
- Report data to accurately reflect the time period corresponding with the IPEDS survey component, even if such reporting is seemingly inconsistent with prior-year reporting.

Changes to reporting:

The following changes were implemented for the 2022-23 data collection period:

- The "Nonresident alien" terminology has been changed to "U.S. Nonresident" but should include the same category of students.
- A question about gender has been added at the end of the Part A to collect information about students for whom gender does not fit the binary gender (Men/Women) categories provided. **Institutions should still allocate those students to the Men/Women categories throughout the survey component at this time.** There are also new FAQs to help with questions about the new reporting.
- A part-time column was added for graduate student unduplicated enrollment counts.
- References to summer term were changed to summer session.
- FAQ #4 has been removed as it refers to an old change.
- FAQ #7 on consistent reporting of EF, E12, and OM has been updated for clarification.
- FAQ on reporting undocumented and DACA students has been updated along with instructions.

Resources:

- To download the survey materials for this component: [Survey Materials](#)
- To access your prior year data submission for this component: [Reported Data](#)

If you have questions about completing this survey, please contact the IPEDS Help Desk at 1-877-225-2568.

Institution: Georgia Institute of Technology-Main Campus (139755)


User ID: P1397551

Undergraduate Instructional Activity Type

Which instructional activity units will you use to report undergraduate instructional activity?

- Undergraduate instructional activity data in Part B may be reported in units of clock hours or credit hours.
- Please note that any graduate level instructional activity must be reported in credit hours. (4-year institutions only)

- Clock hours
- Credit hours
- Both clock and credit hours (some undergraduate programs measured in clock hours and some measured in credit hours)

 You may use the box below to provide additional context for the data you have reported above. Context notes will be posted on the College Navigator website. Therefore, you should write all context notes using proper grammar (e.g., complete sentences with punctuation) and common language that can be easily understood by students and parents (e.g., spell out acronyms).

Institution: Georgia Institute of Technology-Main Campus (139755)

User ID: P1397551

Part A - Unduplicated Count for Full-time Undergraduate Students

12-month Unduplicated Count by Race/Ethnicity and Gender - Full-time Undergraduate Students

July 1, 2021 – June 30, 2022

Reporting Reminders:

- The 12-month unduplicated count must be equal or greater than the corresponding prior year fall enrollment.
- Report Hispanic/Latino individuals of any race as Hispanic/Latino
- Report race for non-Hispanic/Latino individuals only
- Even though Teacher Preparation certificate programs may require a bachelor's degree for admission, they are considered subbaccalaureate undergraduate programs, and students in these programs are undergraduate students.

Men

Students enrolled for <u>credit</u>	Degree/certificate-seeking			Total degree/certificate-seeking	Non-degree/ non-certificate-seeking	Total, Full-time undergraduate students
	First-time	Non-first-time				
		Transfer-in	Continuing/ Returning			
U.S. Nonresident	212	130	854	1,196	79	1,275
Hispanic/Latino	166	67	484	717	1	718
American Indian or Alaska Native	1	0	5	6	0	6
Asian	604	289	1,700	2,593	4	2,597
Black or African American	163	60	443	666	0	666
Native Hawaiian or Other Pacific Islander	0	1	1	2	0	2
White	761	244	2,954	3,959	9	3,968
Two or more races	79	30	277	386	0	386
Race and ethnicity unknown	31	1	83	115	0	115
Total men	2,017	822	6,801	9,640	93	9,733
Total men prior year	1,948	759	6,518	9,225	25	9,250

Women

Students enrolled for <u>credit</u>	Degree/certificate-seeking			Total degree/certificate-seeking	Non-degree/ non-certificate-seeking	Total, Full-time undergraduate students
	First-time	Non-first-time				
		Transfer-in	Continuing/ Returning			
U.S. Nonresident	131	62	486	679	35	714
Hispanic/Latino	125	27	352	504	1	505
American Indian or Alaska Native	2	0	1	3	0	3
Asian	415	147	1,166	1,728	2	1,730
Black or African American	130	37	376	543	0	543
Native Hawaiian or Other Pacific Islander	0	0	2	2	0	2
White	572	97	1,921	2,590	5	2,595
Two or more races	64	12	210	286	2	288
Race and ethnicity unknown	19	2	49	70	0	70
Total women	1,458	384	4,563	6,405	45	6,450
Total women prior year	1,337	379	4,402	6,118	8	6,126

Grand total (2021-22)	3,475	1,206	11,364	16,045	138	16,183
Prior year data:						
Grand total (men+women) prior year	3,285	1,138	10,920	15,343	33	15,376

Total Full-time undergraduate enrollment Fall 2021

NOTE: Grand total (2021-22) calculated above is expected to be greater than total Full-time undergraduate enrollment Fall 2021.

3,456

897

10,839

15,192

60

15,252

Institution: Georgia Institute of Technology-Main Campus (139755)

User ID: P1397551

Part A - Unduplicated Count for Part-time Undergraduate Students

12-month Unduplicated Count by Race/Ethnicity and Gender - Part-time Undergraduate Students

July 1, 2021 – June 30, 2022

Reporting Reminders:

- The 12-month unduplicated count must be equal or greater than the corresponding prior year fall enrollment.
- Report Hispanic/Latino individuals of any race as Hispanic/Latino
- Report race for non-Hispanic/Latino individuals only
- Even though Teacher Preparation certificate programs may require a bachelor's degree for admission, they are considered subbaccalaureate undergraduate programs, and students in these programs are undergraduate students.

Men

Students enrolled for <u>credit</u>	Degree/certificate-seeking			Total degree/certificate-seeking	Non-degree/ non-certificate-seeking	Total, Part-time undergraduate students
	First-time	Non-first-time				
		Transfer-in	Continuing/ Returning			
U.S. Nonresident	0	1	33	34	20	54
Hispanic/Latino	2	7	86	95	26	121
American Indian or Alaska Native	0	0	1	1	0	1
Asian	4	24	263	291	301	592
Black or African American	1	4	71	76	37	113
Native Hawaiian or Other Pacific Islander	0	0	1	1	0	1
White	1	24	498	523	191	714
Two or more races	0	5	51	56	31	87
Race and ethnicity unknown	1	0	22	23	26	49
Total men	9	65	1,026	1,100	632	1,732
Total men prior year	23	47	1,007	1,077	634	1,711

Women

Students enrolled for <u>credit</u>	Degree/certificate-seeking			Total degree/certificate-seeking	Non-degree/ non-certificate-seeking	Total, Part-time undergraduate students
	First-time	Non-first-time				
		Transfer-in	Continuing/ Returning			
U.S. Nonresident	0	0	14	14	15	29
Hispanic/Latino	0	4	70	74	10	84
American Indian or Alaska Native	0	0	0	0	0	0
Asian	0	10	157	167	176	343
Black or African American	1	0	57	58	26	84
Native Hawaiian or Other Pacific Islander	0	0	0	0	0	0
White	2	7	268	277	80	357
Two or more races	0	2	34	36	12	48
Race and ethnicity unknown	0	0	11	11	18	29
Total women	3	23	611	637	337	974
Total women prior year	10	22	585	617	284	901

Grand total (2021-22)	12	88	1,637	1,737	969	2,706
Prior year data:						
Grand total (men+women) prior year	33	69	1,592	1,694	918	2,612

<p>Total Part-time undergraduate enrollment Fall 2021 <i>NOTE: Grand total (2021-22) calculated above is expected to be greater than total Part-time undergraduate enrollment Fall 2021.</i></p>	11	52	1,311	1,374	835	2,209
---	----	----	-------	-------	-----	-------

Institution: Georgia Institute of Technology-Main Campus (139755)

User ID: P1397551

Part A - Unduplicated Count for Undergraduate Students

12-month Unduplicated Count by Race/Ethnicity and Gender - Undergraduate Student Total

July 1, 2021 – June 30, 2022

Men

Students enrolled for credit	Total full-time undergraduate students	Total part-time undergraduate students	Grand total, all undergraduate students
U.S. Nonresident	1,275	54	1,329
Hispanic/Latino	718	121	839
American Indian or Alaska Native	6	1	7
Asian	2,597	592	3,189
Black or African American	666	113	779
Native Hawaiian or Other Pacific Islander	2	1	3
White	3,968	714	4,682
Two or more races	386	87	473
Race and ethnicity unknown	115	49	164
Total men	9,733	1,732	11,465

Women

Students enrolled for credit	Total full-time students	Total part-time students	Grand total, all students
U.S. Nonresident	714	29	743
Hispanic/Latino	505	84	589
American Indian or Alaska Native	3	0	3
Asian	1,730	343	2,073
Black or African American	543	84	627
Native Hawaiian or Other Pacific Islander	2	0	2
White	2,595	357	2,952
Two or more races	288	48	336
Race and ethnicity unknown	70	29	99
Total women	6,450	974	7,424
Grand Total (men+women)	16,183	2,706	18,889

Institution: Georgia Institute of Technology-Main Campus (139755)

User ID: P1397551

Part A - Unduplicated Count for Graduate Students

12-month Unduplicated Count by Race/Ethnicity and Gender - Full-time and Part-time Graduate Students

July 1, 2021 – June 30, 2022

Reporting Reminders:

- The 12-month unduplicated count must be equal or greater than the corresponding prior year fall enrollment.
- Report Hispanic/Latino individuals of any race as Hispanic/Latino
- Report race for non-Hispanic/Latino individuals only
- Report **all** postbaccalaureate degree and certificate students as graduate students, **including any doctor's - professional practice students (formerly first-professional)**

Men

Students enrolled for credit	Total full-time	Total part-time	Total graduate students
U.S. Nonresident	2,707	5,942	8,649
Hispanic/Latino	244	1,228	1,472
American Indian or Alaska Native	1	8	9
Asian	663	3,589	4,252
Black or African American	159	649	808
Native Hawaiian or Other Pacific Islander	2	18	20
White	1,482	6,948	8,430
Two or more races	118	458	576
Race and ethnicity unknown	26	314	340
Total men	5,402	19,154	24,556
Total men prior year			22,318

Women

Students enrolled for credit	Total full-time	Total part-time	Total Graduate students
U.S. Nonresident	1,245	2,392	3,637
Hispanic/Latino	142	261	403
American Indian or Alaska Native	4	5	9
Asian	299	1,436	1,735
Black or African American	139	205	344
Native Hawaiian or Other Pacific Islander	0	0	0
White	663	1,519	2,182
Two or more races	72	127	199
Race and ethnicity unknown	13	84	97
Total women	2,577	6,029	8,606
Total women prior year			7,481

Grand total (2021-22)	7,979	25,183	33,162
Prior year data:			
Unduplicated headcount (2020-21)			29,799
i Total enrollment Fall 2021 NOTE: Grand total (2021-22) calculated above is expected to be greater than Total enrollment Fall 2021.	7,334	19,064	26,398

Institution: Georgia Institute of Technology-Main Campus (139755)

User ID: P1397551

Part A - Gender Unknown or another gender than Men/Women categories

12-month Unduplicated Count by Gender Unknown or another gender than provided men/women categories

- The 'gender unknown' category is to report students for whom the institution does not know a gender.
- Institutions should not ask students that do not select a binary gender to allocate themselves to a binary gender category; it is up to the institution to allocate unknown students and students that indicate another gender into the binary categories throughout the forms where required. One method commonly used by institutions is to allocate these students to the binary categories required in other parts of the form using the proportion of men to women reported.

Is your institution able to report **another gender** for the 2022-23 data collection? If you indicate 'No', your institution should leave the cells in the rows for '**Another gender**' blank (i.e., do not report 0). If you indicate 'Yes', but no students identified as **another gender**, please enter '0'.

Undergraduate students:

- Yes
- No

Graduate students:

- Yes
- No

Of the total students reported, how many students did you allocate to a binary gender category (Men/Women) because their gender was unknown or another gender than the provided categories?

		Number of students	
		Undergraduate students	Graduate students
Grand total		18,889	33,162
	Gender unknown (i.e., gender information is not known or not collected).	0	0
	Another gender (i.e., gender information is known but does not fall into either of the mutually exclusive binary categories provided [Men/Women]).		
Total of Gender unknown + Another gender		0	0
Total of Students for whom gender is known and falls into one of the mutually exclusive binary categories provided [Men/Women]		18,889	33,162

Institution: Georgia Institute of Technology-Main Campus (139755)


User ID: P1397551

Part A – 12-month Enrollment by Distance Education Status

12-month Unduplicated Count - Distance Education Status

July 1, 2021 – June 30, 2022

	Undergraduate Students		Graduate Students
	Degree/certificate-seeking	Non-degree/non-certificate-seeking	
Students <i>enrolled exclusively</i> in distance education courses	117	780	24,502
Students <i>enrolled in at least one but not all</i> distance education courses	11,236	54	2,462
Students <i>not enrolled in any</i> distance education courses	6,429	273	6,198
Total (from prior part A screens)	17,782	1,107	33,162

 You may use the box below to provide additional context for the data you have reported above. Context notes will be posted on the College Navigator website. Therefore, you should write all context notes using proper grammar (e.g., complete sentences with punctuation) and common language that can be easily understood by students and parents (e.g., spell out acronyms).

Institution: Georgia Institute of Technology-Main Campus (139755)

User ID: P1397551

Part B - Instructional Activity

12-month Instructional Activity

July 1, 2021 - June 30, 2022

Instructional Activity Reporting Reminder:

- Instructional activity is used to calculate an IPEDS FTE based on the institution's reported calendar system.
- Graduate credit hour activity should not include any doctor's – professional practice activity, the total of those students' FTE is entered separately instead.

FTE Reporting Reminder:

- Institutions need not report their own calculations of undergraduate or graduate FTE unless IPEDS FTE calculations would be misleading for comparison purposes among all IPEDS reporting institutions.

Instructional Activity

	2021-22 total activity	Prior year data
Undergraduate level:		
Credit hour activity	490,809	486,785
Graduate level:		
Credit hour activity	465,551	418,936


Full-Time Equivalent (FTE) of Students

Calendar system (as reported on the prior year IC Header survey component):	Semester
---	----------

If the IPEDS calculated FTE estimates below are not reasonable, **AND** you have reported the correct instructional activity hours above, enter your best FTE estimate in the "Institution reported FTE" column below and save the page. This option should be used **ONLY** if the calculated estimate is not reasonable for your institution and IPEDS comparisons.

Please provide your best estimate of undergraduate and graduate FTE for the 12-month reporting period **only if the calculated FTE estimate below is not reasonable for IPEDS comparison purposes**. Please provide an explanation in the context box if the option is used due to Coronavirus Pandemic.

	Calculated FTE 2021-22	Institution reported FTE 2021-22	Prior year FTE 2020-21
Undergraduate student FTE	16,360	16,360	16,226
Graduate student FTE	19,398	19,398	17,456
Total FTE students	35,758	35,758	33,682

 Context notes will be posted on the College Navigator website. Therefore, you should write all context notes using proper grammar (e.g., complete sentences with punctuation) and common language that can be easily understood by students and parents (e.g., spell out acronyms).

Institution: Georgia Institute of Technology-Main Campus (139755)

User ID: P1397551

Prepared by

Prepared by

Reporting Reminders:

- The name of the preparer is being collected so that we can follow up with the appropriate person in the event that there are questions concerning the data.
- The Keyholder will be copied on all email correspondence to other preparers.
- The time it took to prepare this component is being collected so that we can continue to improve our estimate of the reporting burden associated with IPEDS.
- Please include in your estimate the time it took for you to review instructions, query and search data sources, complete and review the component, and submit the data through the Data Collection System.
- Thank you for your assistance.

This survey component was prepared by:

<input checked="" type="radio"/>	Keyholder	<input type="radio"/>	SFA Contact	<input type="radio"/>	HR Contact
<input type="radio"/>	Finance Contact	<input type="radio"/>	Academic Library Contact	<input type="radio"/>	Other

Name:

Email:

How many staff from your institution only were involved in the data collection and reporting process of this survey component?

Number of Staff (including yourself)

How many hours did you and others from your institution only spend on each of the steps below when responding to this survey component?
Exclude the hours spent collecting data for state and other reporting purposes.

Staff member	Collecting Data Needed	Revising Data to Match IPEDS Requirements	Entering Data	Revising and Locking Data
Your office	<input type="text" value="1.00"/> hours	<input type="text"/> hours	<input type="text" value="0.25"/> hours	<input type="text" value="1.00"/> hours
Other offices	<input type="text" value="2.00"/> hours	<input type="text"/> hours	<input type="text" value="0.50"/> hours	<input type="text"/> hours

Institution: Georgia Institute of Technology-Main Campus (139755)

User ID: P1397551

Summary screen

12-Month Enrollment Component Summary

IPEDS collects important information regarding your institution. All data reported in IPEDS survey components become available in the IPEDS Data Center and appear as aggregated data in various Department of Education reports. Additionally, some of the reported data appears specifically for your institution through the College Navigator website and is included in your institution's Data Feedback Report (DFR). The purpose of this summary is to provide you an opportunity to view some of the data that, when accepted through the IPEDS quality control process, will appear on the College Navigator website and/or your DFR. College Navigator is updated approximately three months after the data collection period closes and Data Feedback Reports will be available through the [Data Center](#) and sent to your institution's CEO in November 2022.

Please review your data for accuracy. If you have questions about the data displayed below after reviewing the data reported on the survey screens, please contact the IPEDS Help Desk at: 1-877-225-2568 or ipedshelp@rti.org.

12-Month Unduplicated Headcount and Full-Time Equivalent Students	
Total 12-month unduplicated headcount	52,051
Undergraduate student unduplicated headcount	18,889
Graduate student unduplicated headcount	33,162
Total 12-month full-time equivalent (FTE) student enrollment	35,758
Undergraduate student FTE	16,360
Graduate student FTE	19,398

Institution: Georgia Institute of Technology-Main Campus (139755)

User ID: P1397551

[Edit Report](#)

12-month Enrollment

There are no errors for the selected survey and institution.