


# Georgia Tech



1995

# Fact Book

*Georgia Institute of Technology*

*Georgia Tech*

---

**Fact Book**  
***1995***

**Prepared By:**  
**Peggy J. Justice, Editor**  
**Sandi Bramblett**  
**David H. Cauble**  
**Julie M. Clabby**

**Office of Institutional Research and Planning**  
**Georgia Institute of Technology**  
**Atlanta, Georgia 30332-0530**  
**(404) 894-3311**

*Georgia Tech is an equal employment/education opportunity institution.*

*Fact Book 1995*

©Copyright 1995  
*Office of Institutional Research and Planning  
Georgia Institute of Technology*

*Georgia Institute of Technology is committed to a comprehensive program of affirmative action to ensure access, equity, and fairness in educational programs, related activities, and employment for minorities, women, handicapped persons, disabled veterans, and veterans of the Vietnam era. The Institute provides equal opportunities and promotes the full realization of equal opportunity through positive, continuing programs in each unit.*




## PREFACE

The Georgia Tech *Fact Book*, an annual publication of the Office of Institutional Research and Planning (IRP), has long been a reference document for our internal constituents. This year, the IRP staff is particularly pleased to provide this valuable information to our constituents through an electronic medium in addition to the familiar hard copy version. All information found in the 1995 *Fact Book* is available on the World Wide Web. We encourage you to check out the IRP home page and the 1995 *Fact Book* at <http://www.irp.gatech.edu>.

The data in the 1995 *Fact Book* cover the fiscal year ending June 30, 1995, and the Fall 1995 academic quarter. Sources for the data and information are shown in the lower left corner of each page. Pages without a source entry were prepared in IRP. The reader may wish to contact the source office if additional information is required concerning specific data.

Finally, the purpose of the book is to assist in meeting campus information needs. Therefore, we invite your comments regarding the 1995 *Fact Book* and welcome suggestions for future editions.



Deborah S. Bell  
Interim Director  
Office of Institutional Research and Planning

For additional information contact:

Office of Institutional Research and Planning  
Georgia Institute of Technology  
631 Cherry Street  
Savant Building, Room 225  
Atlanta, GA 30332-0530

Phone: (404) 894-3311  
FAX: (404) 894-0032

*Georgia Tech is an equal employment/education opportunity institution.*



## TABLE OF CONTENTS

<b>Introduction</b>	
Quick Facts .....	2
Vision/Mission Statement .....	3
Campus Map .....	4
Profile of Atlanta .....	7
University System of Georgia .....	9
Board of Regents .....	10
Highlights of Tech History .....	12
Accreditation .....	15
Presidents of Georgia Tech .....	16
Organizational Chart .....	17
Administration .....	20
Degrees Offered .....	24
<b>Student Profiles</b>	
Quick Facts .....	28
Scholastic Assessment Test Scores .....	29
Admissions .....	30
Financial Aid .....	35
Enrollment .....	39
ROTC .....	52
Distribution of Grades .....	53
Credit Hours .....	55
Undergraduate Cooperative Program .....	57
Graduate Cooperative Program .....	58
Degrees Conferred .....	59
Career Services .....	67
<b>Faculty/Staff Profiles</b>	
Quick Facts .....	72
Chairs and Professorships .....	73
Faculty Degrees .....	74
Faculty Profile .....	75
Staff Profiles .....	78
<b>General Information</b>	
Quick Facts .....	82
Tuition and Fees .....	83
Facilities .....	84
Library .....	86
Student .....	87
Athletic Association .....	92
Georgia Tech Foundation .....	94
Sources of Support .....	95
Georgia Tech Officers .....	96
External Affairs .....	97
Alumni Association .....	98
Center for the Enhancement of Teaching and Learning .....	104
Continuing Education .....	105
Information Technology .....	107
<b>Finances</b>	
Quick Facts .....	112
Revenues .....	113
Expenditures .....	116
Financial Data by Percentage .....	121
<b>Research</b>	
Quick Facts .....	124
Research Scope .....	125
Contract Administration .....	129
Georgia Tech Research Corporation .....	130
Interdisciplinary Centers .....	132
Georgia Tech Research Institute .....	138
Economic Development Institute .....	144
Advanced Technology Development Center .....	145

# LIST OF TABLES

## Introduction

1.1	Staff of the Board of Regents .....	10
1.2	Members and Terms of Appointment of the Board of Regents .....	11
1.3	Selected Events from Georgia Tech's History .....	12
1.4	Accreditation Information .....	15
1.5	Senior Administrators .....	20
1.6	Degree Program Disciplines and Areas .....	24

## Student Profiles

2.1a	SAT Averages for Entering Freshmen, Academic Years 1985-86 to 1994-95 .....	29
2.1b	SAT Averages for Entering Freshmen, Fall Quarters 1991-1995 .....	29
2.2	Freshman Admissions .....	30
2.3	Transfer Admissions .....	31
2.4	Graduate Admissions .....	32
2.5	Sources of Ten or More Entering Fall Freshmen .....	34
2.6	Student Financial Aid Awards, Academic Year 1994-95 .....	35
2.7	President's Scholarship Program Summary .....	36
2.8	National Merit and Achievement Scholars .....	37
2.9	President's Fellowship Survey .....	38
2.10	Students Enrolled by Georgia Country, Fall Quarter 1995 .....	39
2.11	Students Enrolled by State of Residence, Fall Quarter 1995 .....	40
2.12	Students Enrolled by County of Residence, Fall Quarter 1995 .....	42
2.13	Class Enrollment by Gender and Ethnicity , Fall Quarter 1995 .....	44
2.14	Class Enrollment by Gender and Year, Fall Quarters 1993-95 .....	44
2.15	Undergraduate Enrollment by College, Ethnicity and Gender, Fall Quarter 1995 .....	45
2.16	Graduate Enrollment by College, Ethnicity and Gender, Fall Quarter 1995 .....	46
2.17	Undergraduate Enrollment by College, Fall Quarters 1986-95 .....	47
2.18	Graduate Enrollment by College, Fall Quarters 1986-95 .....	49
2.19	Graduate Enrollment by Degree Program, Fall Quarters 1986-95 .....	51
2.20	ROTC Scholarships, Academic Year 1995-96 .....	52
2.21	Student Grades by College, Spring Quarter 1995 .....	53
2.22	Student Credit Hours by Division, Fiscal Years 1985-86 to 1994-95 .....	55
2.23	Undergraduate Cooperative Program Enrollment by Major , Fiscal Years 1986-95 .....	57
2.24	Undergraduate Cooperative Program Summary, Fiscal Years 1986-95 .....	57
2.25	Graduate Cooperative Program Enrollment by Major, Fiscal Years 1986-95 .....	58
2.26	Graduate Cooperative Program Summary, Fiscal Years 1986-95 .....	58
2.27	Bachelor's Degrees Conferred by College, Fiscal Years 1986-95 .....	59
2.28	Master's Degrees Conferred by College, Fiscal Years 1986-95 .....	60
2.29	Doctoral Degrees Conferred by College, Fiscal Years 1986-95 .....	61
2.30	Total Degrees Granted through Spring Quarter 1995 .....	61
2.31	Summary of Degrees Conferred, by College and Degree, Fiscal Years 1986-95 .....	62
2.32	Degrees Conferred by College, Ethnicity and Gender, Summer Quarter 1994 - Spring Quarter 1995 .....	63
2.33	Degrees Conferred by Georgia County of Residence, Summer Quarter 1994 - Spring Quarter 1995 .....	64
2.34	Degrees Conferred by State of Residence, Summer Quarter 1994 - Spring Quarter 1995 .....	65
2.35	Degrees Conferred by Country of Residence, Summer Quarter 1994 - Spring Quarter 1995 .....	66
2.36	Top Interviewing Companies, Fiscal Years 1993-95 .....	67
2.37	Reported Starting Monthly Salaries, Fiscal Years 1993-95 .....	68
2.38	Average Reported Starting Monthly Salaries by College and Degree, Fiscal Year 1994-95 .....	68
2.39	Reported Starting Monthly Salaries by Major and Degree, Fiscal Year 1994-95 .....	68

## Faculty/Staff Profiles

3.1	Chair and Professorship Holders .....	73
3.2	Institutions Awarding Highest Degrees, as of June 1995 .....	74
3.3	Academic Faculty Distribution by College, as of June 1995 .....	75
3.4	Academic Faculty Distribution by Gender, Percent Tenured and Doctorates, as of June 1995 .....	76
3.5	Academic Faculty Distribution by Position Classification, as of June 1995 .....	77
3.6	Total Employee Profile by EEO Category, Fiscal Year 1995 .....	78

## LIST OF TABLES

### General Information

4.1	Matriculation and Nonresident Tuition Fees, Fall Quarters 1986-95 .....	83
4.2	Estimated Academic Year Cost, 1991-92 to 1995-96 .....	83
4.3	Institute Buildings by Use, Fall Quarter 1995 .....	84
4.4	Capacity and Occupancy, Fall Quarters 1991-95 .....	85
4.5	Library Expenditures, Fiscal Years 1986-95 .....	86
4.6	Library Collections, Fiscal Years 1994-95 .....	86
4.7	Fraternities and Sororities .....	88
4.8	Student Organizations .....	89
4.9	Athletic Association Sponsored Groups .....	92
4.10	Intercollegiate Athletic Teams .....	93
4.11	Georgia Tech Athletic Board .....	93
4.12	Major Institutional Support, Fiscal Years 1991-95 .....	95
4.13	Georgia Tech Officers, Fiscal Year 1994-95 .....	96
4.14	Alumni Clubs, as of June 1995 .....	99
4.15	Geographical Distribution of Alumni, as of June 1995 .....	101
4.16	Living Alumni by Class Years 1901-1995 .....	101
4.17	Employers of Twenty-five or More Georgia Tech Alumni, as of June 1995 .....	102
4.18	Georgia Tech Alumni Association Board of Trustees .....	103
4.19	Summary of Continuing Education Units, Fiscal Year 1995 .....	106

### Finances

5.1	Current Funds Revenues by Source, Fiscal Years 1991-95 .....	113
5.2	Consolidated Revenues by Percentage, Fiscal Years 1991-95 .....	114
5.3	Current Funds Expenditures, Fiscal Years 1991-95 .....	116
5.4	Current Funds by Percentage, Fiscal Years 1991-95 .....	121

### Research

6.1	Extramural Support, Fiscal Years 1986-95 .....	125
6.2	Research Grants and Contracts by Awarding Agency, Fiscal Year 1995 .....	126
6.3	Awards Summary by Unit, Fiscal Years 1990-95 .....	126
6.4	Awards Summary Detail, Fiscal Year 1995 .....	128
6.5	Revenues, Fiscal Years 1993-95 .....	130
6.6	Grants and Funded Support Programs, Fiscal Year 1995 .....	130
6.7	Georgia Tech Research Corporation Officers .....	131
6.8	Georgia Tech Research Corporation Trustees .....	131
6.9	Georgia Tech Research Corporation Trustees Emeritus .....	131
6.10	GTRI Staff, Fiscal Year 1995 .....	141
6.11	GTRI Research Facilities, Fiscal Year 1995 .....	141



# LIST OF FIGURES

## Introduction

1.1	Campus Map .....	4
1.2	University System of Georgia Institutions by Location and Type .....	9
1.3	Georgia Tech Organizational Chart .....	17

## Student Profiles

2.1	Percent of Freshman Admittees Enrolled, Fall Quarters 1992-95 .....	33
2.2	Percent of Transfer Admittees Enrolled, Fall Quarters 1992-95 .....	33
2.3	Percent of Graduate Admittees Enrolled, Fall Quarters 1992-95 .....	33
2.4	Enrollment by Georgia State of Residence, Fall Quarter 1995 .....	41
2.5	Enrollment by County of Residence, Fall Quarter 1995 .....	43
2.6	Undergraduate Enrollment by College, Fall Quarters 1986-95 .....	48
2.7	Graduate Enrollment by College, Fall Quarters 1986-95 .....	50
2.8	Graduate Enrollment by Degree Program, Fall Quarters 1986-95 .....	51
2.9	Distribution of Grades, Undergraduate Lower Division, Spring Quarter 1995 .....	54
2.10	Distribution of Grades, Undergraduate Upper Division, Spring Quarter 1995 .....	54
2.11	Distribution of Grades, Graduate Division, Spring Quarter 1995 .....	54
2.12	Total Student Credit Hours, Fiscal Years 1986-95 .....	55
2.13	Student Credit Hours, Lower Division, Fiscal Years 1986-95 .....	56
2.14	Student Credit Hours, Upper Division, Fiscal Years 1986-95 .....	56
2.15	Student Credit Hours, Graduate Division, Fiscal Years 1986-95 .....	56
2.16	Total Degrees Conferred, Fiscal Years 1986-95 .....	62

## Faculty/Staff Profiles

3.1	Percentage Faculty Distribuion by Rank, as of June 1995 .....	75
3.2	Employee Profile by EEO Category, Fiscal Year 1995 .....	78
3.3	Employee Profile by EEO Category and Ethnicity, Fiscal Year 1995 .....	79
3.4	Employee Profile by EEO Category and Gender, Fiscal Year 1995 .....	79

## General Information


4.1	Matriculation and Nonresident Tuition Fees, Fall Quarters 1986-95 .....	83
4.2	Square Footage by Building Use, Fall Quarter 1995 .....	84
4.3	Student Housing Occupancy, Fall Quarters 1991-95 .....	85
4.4	Market Value of Endowment, Fiscal Years 1986-1995 .....	94
4.5	Major Sources of Support, Fiscal Years 1991-95 .....	95
4.6	Alumni Population by State, as of June 1995 .....	100

## Finances

5.1	Current Funds Revenues, Fiscal Year 1995: \$427.7 Million .....	115
5.2	Consolidated Revenues, Fiscal Year 1995: \$464.7 Million .....	115
5.3	Resident Instruction Expenditures, Fiscal Year 1995: \$257.1 Million .....	120
5.4	Current Funds Expenditures, Fiscal Year 1995: \$465.7 Million .....	120
5.5	Consolidated Expenditures, Fiscal Year 1995: \$404.5 Million .....	121

## Research

6.1	Research Grants and Contracts by Awarding Agency, Fiscal Year 1995 .....	127
6.2	Locations of GTRI Federal Offices .....	142
6.3	GTRI Research Awards .....	143
6.4	Major GTRI Customers, Fiscal Year 1995 .....	143



Tech Tower  
Georgia Institute of Technology

Dec 4 1901  
Atlanta, Georgia



# Introduction

Georgia Institute of Technology





# QUICK FACTS

---

## The Georgia School of Technology

---

- The Georgia School of Technology opened for classes October 8, 1888
- 129 students were registered to work towards the first degree offered, the Bachelor of Science in Mechanical Engineering
- The first Academic building was the distinctive Tech Tower
- The Georgia School of Technology's first staff and faculty included five professors and five shop supervisors
- The first official motto was, "To Know, To Do, To Be"
- *The Technologist*, the first student publication, appeared March 1891
- In 1903, John Heisman became Tech's first full-time football coach

---

## The Georgia Institute of Technology

---

- In 1948, the Board of Regents authorized The Georgia School of Technology to be renamed The Georgia Institute of Technology
- The first women students enrolled fall quarter 1952
- Institutional Accreditation is by the Southern Association of Colleges and Schools
- Professional Accreditations:

Accreditation Board for Engineering and Technology  
American Chemical Society  
Computing Sciences Accreditation Board  
Human Factors Society  
National Architectural Accrediting Board  
Planning Accreditation Board  
American Assembly of Collegiate Schools of Business

- Georgia Tech operates on the quarter system
- Georgia Tech offers educational opportunities from 23 schools and colleges
- Degrees are offered in the following:

College of Architecture  
College of Computing  
College of Engineering  
Ivan Allen College of Management, Policy and International Affairs  
College of Sciences

---

## Georgia Tech National Rankings

---

- For the first time in history Georgia Tech's undergraduate programs are ranked among the top national universities. Georgia Tech is ranked 42nd in the nation among the 390 national colleges surveyed, and 10th among public schools, according to the most recent 1995 *U.S. News and World Report* "Survey of Best National Colleges"
- In a first ever ranking of undergraduate business and engineering programs by *U.S. News and World Report*, Georgia Tech ranks as the number three (3) engineering school in the nation and the only Southern school among the top ten engineering schools
- Georgia Tech's undergraduate business program ranks number 25 in the nation and has the sixth highest score among Southern universities
- Georgia Tech's Graduate School of Engineering ranked 11th in the nation. In the area of graduate engineering specialties, Georgia Tech was ranked among the best by engineering-school deans in the *U.S. News* reputational survey:

1st in Industrial/Manufacturing Engineering  
2nd in Aerospace Engineering  
5th in School of Civil Engineering  
6th in the School of Electrical Engineering  
7th in the School of Mechanical Engineering

8th in the School of Environmental Engineering  
9th in the School of Computer Engineering  
11th in the Biomedical Engineering program  
12th in the School of Materials and Metallurgical Engineering  
14th in the School of Chemical Engineering

- *Money* magazine's *Money Guide* ranked Georgia Tech as the number two "best buy" among scientific and technical schools in the nation and the 15th best buy out of 956 leading American colleges and universities
- *The Gourman Report* ranks Georgia Tech's Industrial Design program in the College of Architecture 1st in the nation
- The National Science Foundation ranks Georgia Tech 5th in industry-sponsored research
- *Black Issues in Higher Education* ranks Georgia Tech 1st in the number of master's degrees in engineering, computer science, and mathematics conferred to African Americans
- The American Association of Engineering Societies has ranked Georgia Tech 1st in Bachelor's degrees in Engineering to women, 1st in total degrees in Engineering to women, and 2nd in total degrees in Engineering to African Americans

## THE VISION

Georgia Tech will be a leader among those few technological universities whose alumni, faculty, students, and staff define, expand, and communicate the frontiers of knowledge and innovation. Georgia Tech seeks to create an enriched, more prosperous, and sustainable society for the citizens of Georgia, the nation, and the world.


## THE MISSION

The Georgia Institute of Technology has a unique statewide obligation for education in engineering and architecture and special responsibilities in computing, management, the sciences, and technological aspects of humanities and social sciences.

Georgia Tech seeks and nurtures students of extraordinary motivation and ability and prepares them for lifelong learning and leadership in a world that is increasingly dependent on technology. The Institute maintains a faculty of exceptional talent, a relevant and rigorous curriculum, facilities that support outstanding achievement, and a continuing commitment to excellence supported by a tradition of practicality, integrity, loyalty, and fair play.

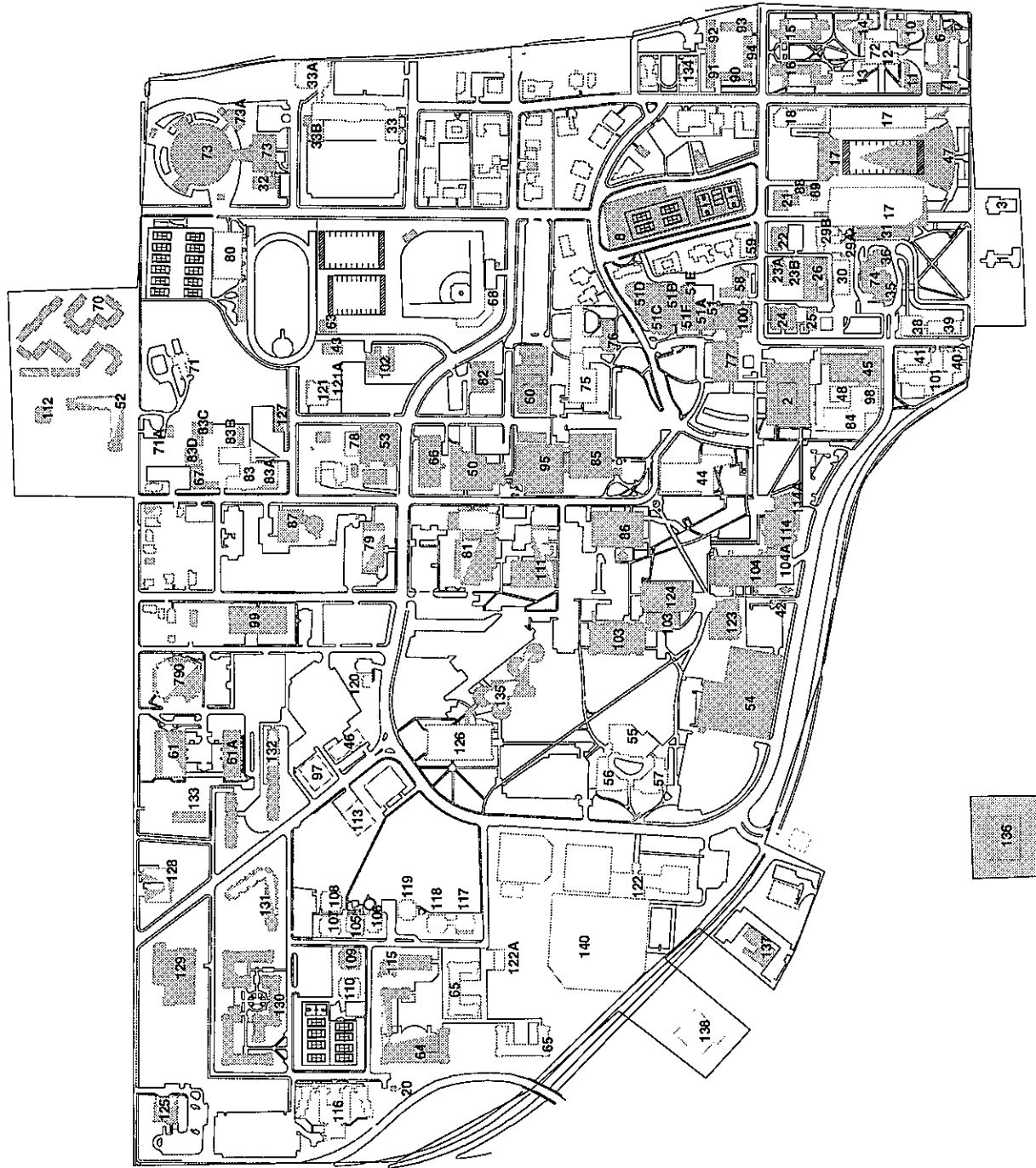
Georgia Tech is a leading center for research and technological development that continually seeks opportunities to advance society and the global economic competitiveness of Georgia and the nation. Georgia Tech's founding spirit of entrepreneurship sustains a focus on the application of engineering, science, and technology to the creation of meaningful new ideas, methods, and opportunities. The Institute maintains beneficial partnerships with public and private sectors in education, research, and technology to assure the benefits of discovery are widely disseminated and utilized.

Georgia Tech pursues its educational vision with the highest respect for the personal and intellectual rights of every member of its diverse community. In turn, the Institute expects excellence from each individual, an ethical and well-managed administration, and wise and effective use of its entrusted resources.



# CAMPUS MAP

Fig. 1.1. Campus Map





# CAMPUS MAP

Fig. 1.1. Campus Map-Continued

190 BOBBY DODD WAY	21	HARRIS DORMITORY	11
490 TENTH STREET	128	HARRISON DORMITORY	14
505 WESCO WAY	136	HEALEY APARTMENTS	112
811 MARIETTA STREET	138	HEFNER DORMITORY	107
ADMINISTRATION	35	HEMPHILL AVENUE APARTMENTS	131
AE LAB (SST 2A)	102	HIGHTOWER (TEXTILE ENGINEERING)	44
AJAX	97	HINMAN	51A
ALEXANDER MEMORIAL COLISEUM	73	HOLLAND, ARCHIBALD D. STEAM CHILLER PLT.	26
ALUMNI FACULTY HOUSE	3	HOPKINS DORMITORY	94
AQUATIC CENTER	140	HOUSTON (BOOKSTORE)	114
ARCHITECTURE	76	HOUSTON BOOKSTORE ADDITION	114A
ARCHITECTURE ADDITIONS	75	HOWELL DORMITORY	10
ARMSTRONG DORMITORY	108	HOWEY (PHYSICS)	81
ARMY ARMORY	23B	HUMAN RESOURCES	32
ARMY OFFICE	23A	INSTITUTE OF PAPER SCIENCE AND TECHNOLOGY	129
ATDC PHASE I	61	INSTRUCTION CENTER	55
ATDC PHASE II	61A	IVAN ALLEN COLLEGE	137
ATHLETIC ASSOCIATION ANNEX	89	KING PLANT OPERATIONS	83(A,B,C,D)
ATHLETIC ASSOCIATION LECTURE ROOM	88	KNIGHT, MONTGOMERY (SST 2) (AE)	101
BAKER (GTRI)	99	LUCK, JR., JAMES K.	73A
BERINGAUSE, GARY F.	46	LYMAN HALL	29A
BOGGS (CHEMISTRY)	103	MANAGEMENT	57
BRADLEY DINING	74	MANUFACTURING RESEARCH CENTER(MARC)	126
BRITTAIN DINING HALL	12	MANUFACTURING RLTD DISCIPLINES COMPLEX (MRDC)	135
BRITTAIN ROOM	72	MASON (CIVIL ENGINEERING)	111
BROWN DORMITORY	7	MATHESON DORMITORY	91
BUNGER-HENRY(CHEMICAL ENGINEERING)	86	MECHANICAL ENGRG RESEARCH BUILDING	48
BURGE APARTMENTS	1	MONTAG DORMITORY	118
CALCULATOR	51B	MOORE TENNIS CENTER	80
CALCULATOR ADDITION	51E	MOORE, BILL STUDENT SUCCESS CENTER	31
CALDWELL DORMITORY	109	NAVAL RESERVE CENTER	60
CALLAWAY APARTMENTS	70	NEELY NUCLEAR REACTOR	87
CALLAWAY STUDENT ATHLETIC COMPLEX	122	NROTC ARMORY	59
CARNEGIE	36	O'KEEFE GYM/ORGT	33A
CENTENNIAL RESEARCH (CRB)	790	O'KEEFE MAIN BUILDING	33
CENTER STREET APARTMENTS	132	O'KEEFE POD CUSTODIAL	33B
CHANDLER, RUSS STADIUM(BASEBALL)	68	PERRY DORMITORY	92
CHAPIN, LLOYD W.	25	PETERS PARK PARKING DECK	8
CIVIL ENGINEERING (OLD)	58	PETTTT (MICROELECTRONICS RESEARCH)	95
CIVIL ENGINEERING LAB	53	PLANT OPERATIONS GARAGE/WAREHOUSE	67
CLOUDMAN DORMITORY	13	POST OFFICE	104A
COLLEGE OF COMPUTING	50	PRESIDENTS HOME	71
COMMANDER (COMMONS)	105	PRESIDENTS HOME-GROUNDS	71A
COON (MECHANICAL ENGINEERING)	45	PROPERTY CONTROL/RECEIVING	113
COUCH (MUSIC)	115	RESEARCH AREA #2	78
CROSLAND TOWER	100	RICH (OLD)	51C
DANIEL LAB	22	RICH CHILLER PLANT	51F
DODD, BOBBY STADIUM/GRANT FIELD	17	RICH COMPUTER CENTER	51D
EDGE .INTERCOLLEGIATE ATH CENTER	18	ROSE BOWL STORAGE	63
EIGHTH STREET APARTMENTS	130	SAVANT	38
ELECTRONICS RESEARCH (GTRI)	79	SIXTH STREET APARTMENTS	65
EMERSON	29B	SKILES, WILLIAM VERNON	2
EMERSON, CHERRY L.	66	SMITH DORMITORY	6
ENGINEERING SCIENCE AND MECHANICS	41	SMITH, D. M.	24
ENVIRONMENTAL SAFETY (OUD)	120	SOUTHERN REGIONAL EDUCATION BOARD (SREB)	125
FIBER OPTIC NETWORK (PLANT OPERATIONS)	127	STUDENT CENTER PARKING DECK	54
FIELD HOUSE (SAC)	122A	STUDENT SERVICES	123
FIELD RESIDENCE HALL	90	SWANN	39
FITTEN DORMITORY	119	TENTH STREET CHILLER PLANT	133
FOLK DORMITORY	110	THEATRE FOR THE ARTS	124
FOURTH STREET HOUSES	134	TOWERS DORMITORY	15
FREEMAN DORMITORY	117	UNDERGRADUATE RESIDENCE HALL	64
FRENCH, A. ICAD/CAE)	30	VAN LEER (ELECTRICAL ENGINEERING)	85
FULMER DORMITORY	106	VISITOR INFORMATION CENTER	42
GILBERT LIBRARY	77	WARDLAW CENTER	47
GLENN DORMITORY	16	WASTE STORAGE	43
GRADUATE LIVING CENTER	52	WEBER (SST 1) (OFFICES)	84
GROSECLOSE (ISYE)	56	WEBER (SST 3) (LECTURE HAULS)	98
GROUNDS GREENHOUSE	121A	WENN STUDENT CENTER	104
GROUNDS MAINTENANCE (PLANT OPERATIONS)	121	WHITEHEAD INFIRMARY	82
GTRI RESEARCH (HINMAN COMPLEX)	51	WOODRUFF RESID. HALL NO.	116
GUGGENHEIM (AEROSPACE ENGINEERING)	40	WREK TRANSMITTER AND TOWER	20
HANSON DORMITORY	93		

# CAMPUS MAP

Fig. 1.1. Campus Map—Continued

1	BURGE APARTMENTS	73A	LUCK, JR., JAMES K.
2	SKILES, WILLIAM VERNON	74	BRADLEY DINING
3	ALUMNI FACULTY HOUSE	75	ARCHITECTURE ADDITIONS
6	SMITH DORMITORY	76	ARCHITECTURE
7	BROWN DORMITORY	77	GILBERT LIBRARY
8	PETERS PARK PARKING DECK	78	RESEARCH AREA #2
10	HOWELL DORMITORY	79	ELECTRONICS RESEARCH (GTRI)
11	HARRIS DORMITORY	80	MOORE TENNIS CENTER
12	BRITTAIN DINING HALL	81	HOWEY (PHYSICS)
13	CLOUDMAN DORMITORY	82	WHITEHEAD INFIRMARY
14	HARRISON DORMITORY	83	(A,B,C,D) KING PLANT OPERATIONS
15	TOWERS DORMITORY	84	WEBER (SST 1) (OFFICES)
16	GLENN DORMITORY	85	VAN LEER (ELECTRICAL ENGINEERING)
17	DODD, BOBBY STADIUM/GRANT FIELD	86	BUNGER-HENRY(CHEMICAL ENGINEERING)
18	EDGE INTERCOLLEGIATE ATH CENTER	87	NEELY NUCLEAR REACTOR
20	WREK TRANSMITTER AND TOWER	88	ATHLETIC ASSOCIATION LECTURE ROOM
21	190 BOBBY DODD WAY	89	ATHLETIC ASSOCIATION ANNEX
22	DANIEL LAB	90	FIELD RESIDENCE HALL
23A	ARMY OFFICE	91	MATHESON DORMITORY
23B	ARMY ARMORY	92	PERRY DORMITORY
24	SMITH, D. M.	93	HANSON DORMITORY
25	CHAPIN, LLOYD W.	94	HOPKINS DORMITORY
26	HOLLAND, ARCHIBALD D.STEAM CHILLER PLT.	95	PETTIT (MICROELECTRONICS RESEARCH)
29A	LYMAN HALL	97	AJAX
29B	EMERSON	98	WEBER (SST 3) (LECTURE HAULS)
30	FRENCH, A. (CAD/CAE)	99	BAKER (GTRI)
31	MOORE, BILL STUDENT SUCCESS CENTER	100	CROSLAND TOWER
32	HUMAN RESOURCES	101	KNIGHT, MONTGOMERY (SST 2) (AE)
33	O'KEEFE MAIN BUILDING	102	AE LAB (SST 2A)
33A	O'KEEFE GYM/ORGT	103	BOGGS (CHEMISTRY)
33B	O'KEEFE POD CUSTODIAL	104	WENN STUDENT CENTER
35	ADMINISTRATION	104A	POST OFFICE
36	CARNEGIE	105	COMMANDER (COMMONS)
38	SAVANT	106	FULMER DORMITORY
39	SWANN	107	HEFNER DORMITORY
40	GUGGENHEIM (AEROSPACE ENGINEERING)	108	ARMSTRONG DORMITORY
41	ENGINEERING SCIENCE AND MECHANICS	109	CALDWELL DORMITORY
42	VISITOR INFORMATION CENTER	110	FOLKDOFIMITORY
43	WASTE STORAGE	111	MASON (CIVIL ENGINEERING)
44	HIGHTOWER (TEXTILE ENGINEERING)	112	HEALEY APARTMENTS
45	COON (MECHANICAL ENGINEERING)	113	PROPERTY CONTROL/RECEIVING
46	BERINGAUSE, GARY F.	114	HOUSTON (BOOKSTORE)
47	WARDLAW CENTER	114A	HOUSTON BOOKSTORE ADDITION
48	MECHANICALENGRG RESEARCH BUIDING	115	COUCH (MUSIC)
50	COLLEGE OF COMPUTING	116	WOODRUFF RESID. HALL NO.
51	GTRI RESEARCH (HINMAN COMPLEX)	117	FREEMAN DORMITORY
51A	HINMAN	118	MONTAG DORMITORY
51B	CALCULATOR	119	FITTEN DORMITORY
51C	RICH (OLD)	120	ENVIRONMENTAL SAFETY (OUD)
51D	RICH COMPUTER CENTER	121	GROUPS MAINTENANCE (PLANTOPERATIONS)
51E	CALCULATOR ADDITION	121A	GROUPS GREENHOUSE
51F	RICH CHILLER PLANT	122	CALLAWAY STUDENT ATHLETIC COMPLEX
52	GRADUATE LIVING CENTER	122A	FIELD HOUSE (SAC)
53	CIVIL ENGINEERING LAB	123	STUDENT SERVICES
54	STUDENT CENTER PARKING DECK	124	THEATRE FOR THE ARTS
55	INSTRUCTION CENTER	125	SOUTHERN REGIONAL EDUCATION BOARD (SREB)
56	GROSECLOSE (ISYE)	126	MANUFACTURING RESEARCH CENTER(MARC)
57	MANAGEMENT	127	FIBER OPTIC NETWORK (PLANTOPERATIONS)
58	CIVIL ENGINEERING (OLD)	128	490 TENTH STREET
59	NROTC ARMORY	129	INSTITUTE OF PAPER SCIENCE AND TECHNOLOGY
60	NAVAL RESERVE CENTER	130	EIGHTH STREET APARTMENTS
61	ATDC PHASE I	131	HEMPHILL AVENUE APARTMENTS
61A	ATDC PHASE II	132	CENTER STREET APARTMENTS
63	ROSE BOWL STORAGE	133	TENTH STREET CHILLER PLANT
64	UNDERGRADUATE RESIDENCE HALL	134	FOURTH STREET HOUSES
65	SIXTH STREET APARTMENTS	135	MANUFACTURING RLTD DISCIPLINES COMPLEX
66	EMERSON, CHERRY L.	(MRDC)	
67	PLANT OPERATIONS GARAGE/WAREHOUSE	136	505 WESCO WAY
68	CHANDLER, RUSS STADIUM(BASEBALL)	137	IVAN ALLEN COLLEGE
70	CALLAWAY APARTMENTS	138	811 MARIETTA STREET
71	PRESIDENTS HOME	140	AQUATIC CENTER
71A	PRESIDENTS HOME-GROUNDS	790	CENTENNIAL RESEARCH (CRB)
72	BRITTAIN ROOM		
73	ALEXANDER MEMORIAL COLISEUM		

# PROFILE OF ATLANTA

## Metropolitan Area

6,150 Square Miles  
20 Counties  
109 Municipalities

## Population

1990: 2,959,950  
1995 Estimated: 3,425,000  
Median Age: 31.5  
Average Household Effective Buying Income: \$47,557  
Metro Atlanta's population increased by over 36% during the past decade. Metro Atlanta's projected population for the Year 2000 is 3,759,698, and expected growth of nearly 10% since 1995

## Climate

Elevation at 1,010 feet above sea-level  
Average Annual Temperature 61.2°  
Average Monthly Temperature  
January 41.9°  
April 61.8°  
July 78.6°  
October 62.2°  
Average Monthly Precipitation 4.23 inches

## Education

Over a half million students are served through Atlanta's 27 public school systems that include over 700 elementary, middle and high schools. Metro Atlanta is also home to more than 200 private elementary and secondary schools  
Over forty accredited degree-granting colleges and universities offer more than 400 fields of study to over 100,000 students  
Atlanta ranks fourth in the nation for the percent of its population (27% of the population 25 years and older) that has completed college

## Business and Industry

Home to over 85,000 business establishments, 4,000 of which are manufacturing facilities  
Home to the headquarters of 23 Fortune 1,000 companies  
Metro Atlanta companies employ over 1.7 million people  
Atlanta has led the nation in net new job growth for three consecutive years with 43,100 new jobs in 1992, 89,600 new jobs in 1993 and 96,800 new jobs in 1994  
Ranked number 4 in *Fortune* Magazine's "World's Best Cities for Business" and number 1 in *World Trade* Magazine's "Top 10 U.S. Cities for Global Companies"  
Over 1,200 foreign-based facilities operate out of the metro area, employing over 80,000 people. Atlanta is home to 73 Foreign-American Chambers of Commerce and Foreign Consulates  
Hartsfield Atlanta International Airport is the second busiest airport in the world and Atlanta is the fourth largest convention center in the U.S.

## Telecommunications

Home to BellSouth, the nation's largest communications holding company which provides Atlantans with the world's largest toll-free calling area—7,164 miles  
More than 10 newspapers and nearly 50 weekly newspapers  
Ten television stations  
Nearly 50 FCC licensed radio stations  
Over 30 regional bureaus of national and international broadcast and printing news operations

## Transportation

### Aviation

Hartsfield Atlanta International Airport services more than 50 million passengers a year  
Over 2,000 flights per day carry over 100,000 passengers daily to more than 180 domestic destinations and over 33 international destinations  
Fourteen all-cargo and express airlines  
Hartsfield's concourse E is the largest international aviation terminal in the world and houses customs and immigration offices  
Atlanta is only one of five cities to offer rapid rail from inside its airport terminal



# PROFILE OF ATLANTA

## *Highways*

Three major interstate highways (I-75, I-85 and I-20) converge near the central business district and are connected by the perimeter highway I-285, a 62.7 mile loop. The Georgia 400 is a six-lane highway providing yet another route to the city

## *Rail*

CSX Transportation and Norfolk Southern each operate more than 100 freight trains daily

## *Mass Transportation*

MARTA (Metropolitan Atlanta Rapid Transit Authority) includes a 39 mile rail system with 29 stations and 150 bus routes covering more than 1,600 miles

AMTRAK has overnight and daytime service

Greyhound has more than 200 buses arriving and departing daily

## **Research**

National Headquarters for the Centers for Disease Control

National Headquarters for the American Cancer Society

Yerkes Regional Primate Research Center

Emory University (medical research)

Georgia Tech Research Institute

Advanced Technology Development Center at Georgia Tech

Georgia Research Alliance

Georgia Biomedical Partnership

Institute of Paper Science and Technology

## **Attractions**

### *Major Sites*

Martin Luther King Jr. Historic Site

Carter Presidential Center

Stone Mountain Memorial Park

Six Flags Over Georgia

Zoo Atlanta

Underground Atlanta

The Coca-Cola Pavilion

CNN Center

White Water

### *The Arts and Culture*

High Museum of Art

Fernbank Museum of Natural History

Atlanta History Museum

Atlanta Symphony Orchestra

Alliance Theatre

Annual Arts Festival

Atlanta Ballet

Atlanta Children's Theatre

Center for Puppetry Arts

Cultural festivals from every corner of the globe

National Black Arts Festival (biennial)

### *Sports and Recreation*

Atlanta Braves—National League Baseball

Atlanta Falcons—National Football League

Atlanta Hawks—National Basketball Association

Atlanta Knights—International Hockey League

Atlanta Thunder—World Team Tennis

Atlanta Ruckus—American Professional Soccer League

Peach Bowl—New Years Day NCAA football bowl

Georgia Tech—NCAA Atlantic Coast Conference

Auto racing at Road Atlanta and Atlanta International Speedway

Major professional tennis (AT&T Challenge) and golf (BellSouth Classic) tournaments

Lake Lanier, Lake Allatoona and the Chattahoochee River

Nearby beaches, mountains, ski resorts, Appalachian Trail, Okefenokee Wildlife Refuge, and Cohutta Wilderness Area

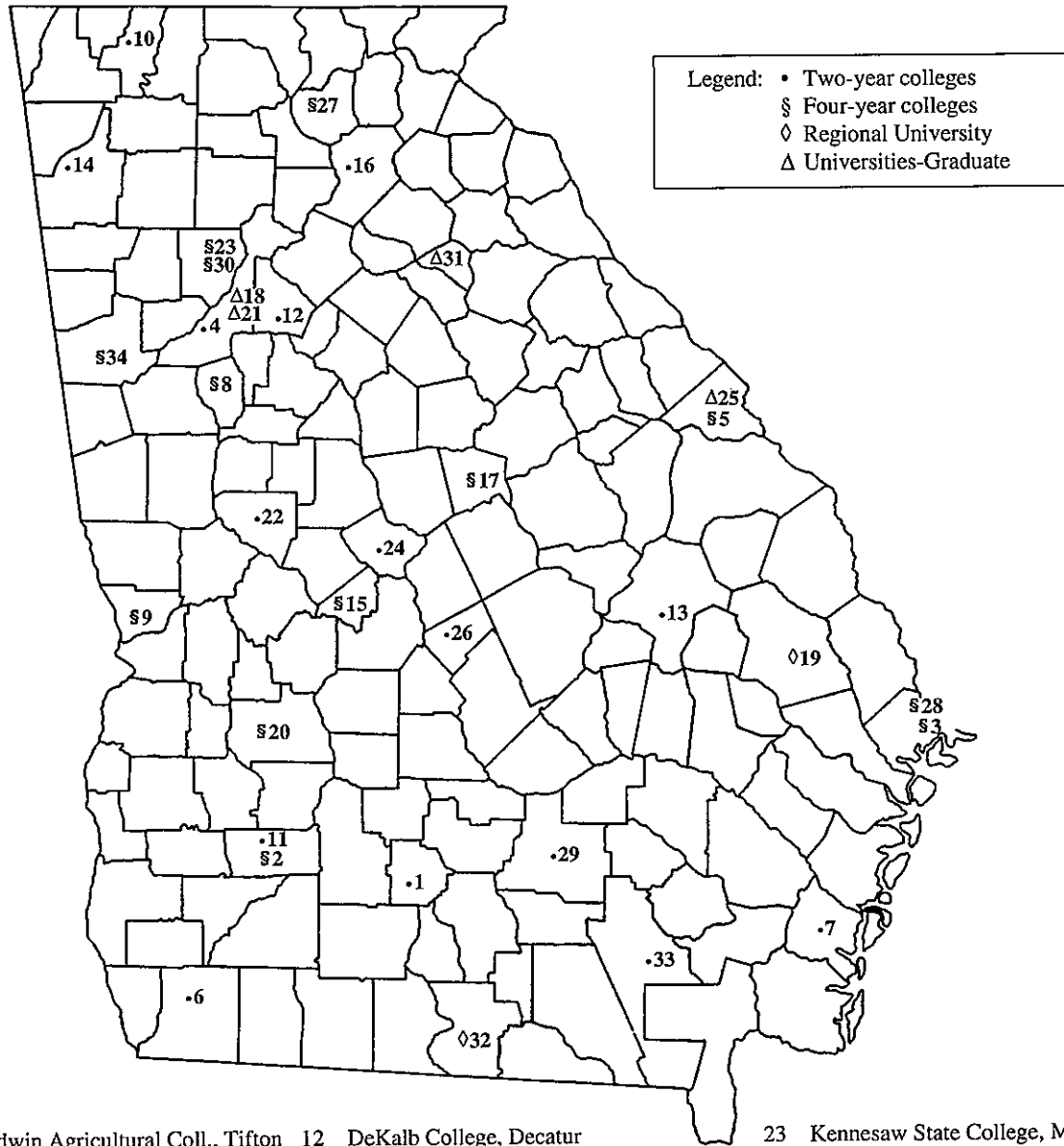
Facilities include: Georgia Dome, The OMNI, Atlanta-Fulton County Stadium, Olympic Stadium, Georgia International Horse Park,

World Congress Center, Stone Mountain Tennis Complex

# UNIVERSITY SYSTEM OF GEORGIA

The University System of Georgia, which began operation in 1932, is among the oldest unified statewide systems of public higher education in the United States and includes all state-operated universities, four-year colleges, and two-year colleges in Georgia. The system, now in its seventh decade of operation, offers programs of instruction, research, and public service designed to benefit the entire population of the state. These programs are conducted through the various institutions and institution-related agencies.

**Fig. 1.2 University System of Georgia Institutions by Location and Type**



- |  |   |   |
|--|---|---|
| 1 Abraham Baldwin Agricultural Coll., Tifton | 12 DeKalb College, Decatur                  | 23 Kennesaw State College, Marietta       |
| 2 Albany State College, Albany               | 13 East Georgia College, Swainsboro         | 24 Macon College, Macon                   |
| 3 Armstrong State College, Savannah          | 14 Floyd College, Rome                      | 25 Medical College of Georgia, Augusta    |
| 4 Atlanta Metropolitan College, Atlanta      | 15 Fort Valley State College, Fort Valley   | 26 Middle Georgia College, Cochran        |
| 5 Augusta College, Augusta                   | 16 Gainesville College, Gainesville         | 27 North Georgia College, Dahlonega       |
| 6 Bainbridge College, Bainbridge             | 17 Georgia College, Milledgeville           | 28 Savannah State College, Savannah       |
| 7 Brunswick College, Brunswick               | 18 Georgia Institute of Technology, Atlanta | 29 South Georgia College, Douglas         |
| 8 Clayton State College, Morrow              | 19 Georgia Southern University, Statesboro  | 30 Southern Coll. of Technology, Marietta |
| 9 Columbus College, Columbus                 | 20 Georgia Southwestern College, Americus   | 31 University of Georgia, Athens          |
| 10 Dalton College, Dalton                    | 21 Georgia State University, Atlanta        | 32 Valdosta State University, Valdosta    |
| 11 Darton College, Albany                    | 22 Gordon College, Barnesville              | 33 Waycross College, Waycross             |
|  |   | 34 West Georgia College, Carrollton       |

Source: Office of the Board of Regents

## BOARD OF REGENTS

The Board of Regents of the University System of Georgia is composed of 16 members appointed by the Governor and confirmed by the Senate for seven-year terms. One member is appointed from each of the 11 congressional districts, and five are appointed from the state at large. The Board of Regents exercises broad jurisdiction over all institutions of the University System of Georgia and establishes policies and procedures under which they operate. The Board receives all state appropriations for the University System and allocates these appropriations to the institutions and institution-related agencies. While the Board engages in both policy-making and administrative functions, each unit of the System has a high degree of academic and administrative autonomy.

The Chancellor of the University System, the chief administrative officer of the System, is appointed by the Board as its chief executive officer and serves at the Board's request. The chancellor has broad discretionary power for executing the resolutions, policies and rules, and regulations adopted by the Board for the operation of the University System.

The System currently includes 34 institutions: four universities, two regional universities, 13 four-year colleges, and 15 two-year colleges. These institutions are both individually distinctive and interrelated. They are geographically dispersed so that approximately 96 percent of the people in Georgia reside within 35 miles of at least one university or college.

**Table 1.1 Staff of the Board of Regents**

Staff Member	Title
<b>Dr. Stephen R. Portch</b>	<b>Chancellor</b>
Dr. Joan M. Elifson	Senior Policy Associate
Dr. Sharon James	Special Assistant
Ms. Gail S. Weber	Secretary to the Board/Executive Administrative Assistant
<b>Dr. Arthur N. Dunning</b>	<b>Senior Vice Chancellor for Human and External Resources/Acting Deputy</b>
Mr. Thomas E. Daniel	Vice Chancellor—External Affairs
Vacant	Vice Chancellor of Human Resources and Legal Affairs
Mr. T. Don Davis	Associate Vice Chancellor - Human Resources
Ms. Elizabeth E. Neely	Associate Vice Chancellor - Legal Affairs
Ms. Arlethia Perry-Johnson	Assistant Vice Chancellor - Media & Publications
Ms. Annie Hunt Burriss	Assistant Vice Chancellor - Development and Economic Services
Mr. J. Burns Newsome	Assistant Vice Chancellor - Legal Affairs (Prevention)
Ms. Corlis Patrice Cummings	Assistant Vice Chancellor - Legal Affairs (Contracts)
Ms. Elaine S. Newell	Assistant Vice Chancellor - Legal Affairs (Compliance)
Mr. John Millsaps	Director of Communications/Marketing
Dr. John Fleischmann	Director of Personnel Management
<b>Dr. Lindsay Desrochers</b>	<b>Senior Vice Chancellor for Capital Resources/Treasurer</b>
Mr. Douglas H. Rewerts	Vice Chancellor - Facilities
Mr. William R. Bowes	Associate Vice Chancellor - Fiscal Affairs
Mr. Peter J. Hickey	Assistant Vice Chancellor - Facilities
Vacant	Assistant Vice Chancellor - Facilities
Mr. C. Roger Mosshart	Assistant Vice Chancellor - Budgets
Mr. Levy G. Youmans	Assistant Vice Chancellor - Accounting
Ms. Linda M. Daniels	Director of Facilities and Planning
Mr. Mark Demyanek	Director of Environmental Safety
Ms. Carole B. Riddle	Director of Business Services
<b>Dr. James L. Muyskens</b>	<b>Senior Vice Chancellor for Academic Affairs</b>
Dr. Barry A. Fullerton	Vice Chancellor - Student Services
Dr. James B. Mathews	Vice Chancellor - Information/Instructional Technology/CIO
Dr. Cathie M. Hudson	Associate Vice Chancellor - Planning and Policy Analysis
Mr. Randall A. Thursby	Assistant Vice Chancellor - Information Technology
Dr. Kris A. Biesinger	Assistant Vice Chancellor - Instructional Technology
Vacant	Associate Vice Chancellor - Academic Affairs
Vacant	Assistant Vice Chancellor - Planning
Dr. Joseph J. Szutz	Assistant Vice Chancellor - Planning
Dr. Jan Kettlewell	Assistant Vice Chancellor - Academic Affairs
Dr. David M. Morgan	Assistant Vice Chancellor - Academic Affairs
Dr. Joseph P. Silver	Assistant Vice Chancellor - Academic Affairs

Source: Office of the Board of Regents

## BOARD OF REGENTS

**Table 1.2 Members and Terms of Appointment of the Board of Regents**

Regent	Term	District
John H. Anderson, Jr.	(1990-1997)	State at Large
J. Tom Coleman, Jr.	(1995-2002)	State at Large
Suzanne G. Elson	(1993-1999)	State at Large
Donald M. Leebern, Jr.,	(1991-1998)	State at Large
Charles H. Jones	(1995-2002)	State at Large
S. William Clark, Jr., M.D.	(1992-1999)	First
Elsie P. Hand	(1993-1997)	Second
William B. Turner	(1993-2000)	Third
A. W. (Bill) Dahlberg	(1995-2000)	Fourth
Elridge W. McMillan	(1989-1996)	Fifth
Kenneth W. Cannestra	(1994-2001)	Sixth
Edgar L. Rhodes	(1992-1999)	Seventh
John Howard Clark	(1989-1996)	Eighth
Edgar L. Jenkins	(1994-2001)	Ninth
Thomas F. Allgood, Sr., <i>Vice Chairman</i>	(1993-2000)	Tenth
Juanita Powell Baranco, <i>Chairman</i>	(1991-1998)	Eleventh

## HIGHLIGHTS OF TECH HISTORY

**Table 1.3 Selected Events from Georgia Tech's History**

Year	Event
1885	On October 13, the Georgia Legislature passes a bill appropriating \$65,000 to found a technical school.
1886	Atlanta is chosen as the location for the Georgia School of Technology.
1887	Developer Richard Peters donates four acres of land known as Peters Park to the new school.
1888	The Academic Building (in use today as the Administration Building) is completed. Georgia Tech opens for classes on October 8, with the School of Mechanical Engineering and departments of Chemistry, Mathematics, and English. By January 1889, 129 students register to work toward the only degree offered, the Bachelor of Science in Mechanical Engineering.
1890	Tech graduates its first two students.
1892	Tech fields its first football team.
1896	The Schools of Civil Engineering and Electrical Engineering are established.
1899	The A. French Textile School is established.
1901	The School of Chemical Engineering is established. The Athletic Association is organized.
1903	John Heisman becomes the school's first full-time football coach.
1904	The Department of Modern Languages is established.
1906	The School of Chemistry is established. Andrew Carnegie donates \$20,000 to build a library.
1907	The Carnegie Library opens.
1908	Tech's Night School opens. Fulton County grants an organizational charter to the Georgia Tech Alumni Association. The first edition of the annual, <i>The Blue Print</i> , appears. The Department of Architecture is established.
1910	The first official band is formed.
1911	<i>The Technique</i> , the weekly student newspaper, begins publication.
1912	The Cooperative Education Department is established to coordinate work-study programs.
1913	The School of Commerce, forerunner of the College of Management, is established.
1916	The Georgia Tech Student Association is established.
1917	The Department of Military Science is established. The Evening School of Commerce admits its first woman student.
1918	Tech joins the National Collegiate Athletic Association (NCAA). Senior units of the Coast Artillery and Signal Corps of the Reserve Officer Training Corps (ROTC) are established. The school and alumni launch the Greater Georgia Tech fund-raising campaign.
1919	The Legislature authorizes the Engineering Experiment Station.
1920	The national Alumni Association convenes its first meeting. George P. Burdell, Tech's long-lived mythical student, begins "attending" class.
1921	Tech becomes a charter member of the Southern Intercollegiate Conference.
1923	The <i>Georgia Tech Alumnus</i> magazine begins publication. The Alumni Association begins an alumni placement service. Tech is elected to the Southern Association of Colleges and Universities.
1924	The School of Ceramics is established. Tech receives an FCC license to operate radio station WGST.
1925	Tech awards its first Master of Science degrees.
1926	Tech establishes a Naval ROTC unit. The Department of Naval Science is established.
1930	The Daniel Guggenheim School of Aeronautics is established.
1931	The Georgia Legislature creates the University System of Georgia.
1932	The Board of Regents of the University System assumes control of all state public schools, including Tech. The Georgia Tech Alumni Foundation holds its first meeting.
1934	The Department of Management is established. The Engineering Experiment Station begins engineering research projects.
1937	The Industrial Development Council (forerunner of the Georgia Tech Research Corporation) is created to be the contractual agency for the Engineering Experiment Station.
1939	The School of Physics is established.
1942	The Department of Physical Education and Recreation is established.
1945	Tech becomes the first institution to provide low-cost married housing to GI Bill students. The School of Industrial and Systems Engineering is established.
1946	Tech adopts the quarter system.
1948	The Board of Regents authorizes Tech to change its name to the Georgia Institute of Technology. Southern Technical Institute opens as a branch of Tech. The Department of Architecture becomes the School of Architecture; the Department of Management becomes the School of Industrial Management; the School of Social Sciences is established.

Source: Office of the Vice President for External Affairs

## HIGHLIGHTS OF TECH HISTORY

**Table 1.3 Selected Events from Georgia Tech's History - Continued**

Year	Event
1949	The YMCA-sponsored, student-maintained World Student Fund is created to support a foreign student program.
1950	The Department of Air Science (now Air Force Aerospace Studies) is established. Tech awards its first Doctor of Philosophy degree.
1952	The School of Mathematics is established. The Board of Regents votes to make Tech coeducational. The first two women students enroll in the fall quarter.
1954	The Georgia Tech Alumni Foundation becomes the Georgia Tech Foundation.
1955	The Rich Electronic Computer Center begins operation.
1956	Tech's first two women graduates receive their degrees.
1957	The Georgia Legislature grants Tech \$2.5 million for a nuclear reactor.
1959	The School of Engineering Science and Mechanics and the School of Psychology are established.
1960	The School of Applied Biology is established.
1961	Tech is the first major state university in the Deep South to desegregate without a court order. The new Southern Tech campus in Marietta is opened.
1962	The School of Nuclear Engineering is established.
1963	The School of Information and Computer Science is established. Tech is the first institution in the United States to offer the master's degree in information science. The Water Resources Center is created. Renamed the Environmental Resources Center in 1970, it now functions as the Water Resources Research Institute of Georgia.
1964	Tech leaves the Southeastern Conference (SEC).
1965	Compulsory ROTC ends.
1969	The School of Industrial Management becomes the College of Management. The Bioengineering Center is established in conjunction with Emory University.
1970	Southern Tech is authorized to grant four-year degrees. The School of Geophysical Sciences is established.
1975	The name of the General College is changed to the College of Sciences and Liberal Studies (COSALS), and the School of Architecture becomes the College of Architecture. The Georgia Legislature designates the Engineering Experiment Station as the Georgia Productivity Center. Tech joins the Metro-6 athletic conference.
1977	The Center of Radiological Research is formed to coordinate research in health physics.
1978	Georgia Tech joins the Atlantic Coast Conference (ACC). The Georgia Mining Resources Institute, linked to the U.S. Bureau of Mines, is formed. The Fracture and Fatigue Research Laboratory is established.
1979	The Computational Mechanics Center is established.
1980	Southern Tech becomes an independent four-year college of engineering technology. The Center for Rehabilitation Technology is formed. The Higher Education Management Institute study is established.
1981	The Advanced Technology Development Center, the Technology Policy and Assessment Center, and the Microelectronics Research Center are established.
1982	The Materials Handling Research Center, Center for Architecture Conservation, Center for Excellence in Rotary Wing Aircraft, and Communication Research Center are established.
1983	The Research Center for Biotechnology is established. The Long Range Plan is begun.
1984	The Engineering Experiment Station changes its name to the Georgia Tech Research Institute. Georgia Tech's contract corporation changes its name from the Georgia Tech Research Institute to the Georgia Tech Research Corporation. The Graduate Cooperative Program is formed to include graduate students in Tech's work-study program.
1985	The School of Ceramic Engineering incorporates the metallurgy program to form the School of Materials Engineering. The Georgia Legislature authorizes \$15 million to fund the Center for Excellence in Microelectronics. The Centennial Campaign begins.
1986	The Center for the Enhancement of Teaching and Learning and the College of Architecture Construction Research Center are established.
1987	The Georgia Tech/Emory University Biomedical Technology Research Center is established. The School of Engineering Science and Mechanics is incorporated into the School of Civil Engineering.
1988	Dr. John P. Crecine, Tech's ninth president, proposes a restructuring of Tech to meet the technological needs of the 21st century.
1989	The proposal for academic restructuring wins approval in a poll of both the academic faculty and the general faculty and receives the unanimous support of the Board of Regents of the University System of Georgia. Establishment of the College of Computing and the Ivan Allen College of Management, Policy, and International Affairs.
1990	The Georgia Tech men's basketball team wins the ACC Championship and goes to the NCAA Final Four. Atlanta's "High-Tech Southern Hospitality" wide-screen presentation, developed by the Georgia Tech Multimedia Laboratory, helps the city attract the 1996 Olympic Games. Georgia Tech is selected as the Olympic Village site. The Georgia Tech football team is named 1990 National Champions by the UPI Coaches Poll after winning the ACC Championship and the Citrus Bowl.

Source: Office of the Vice President for External Affairs





## HIGHLIGHTS OF TECH HISTORY

**Table 1.3 Selected Events from Georgia Tech's History - Continued**

Year	Event
1991	Despite economic hard times, Tech achieves an all-time high in fund-raising. Ground is broken for the Student Success Center, which along with the T.E.C.H. Expo mobile recruitment facility, inaugurates a new concept in student services and recruitment. Tech's first foreign campus, GT Lorraine, in Metz, France, is opened. The Fuller E. Callaway Jr. Manufacturing Research Center is opened, setting the hallmark for corporate research cooperation with Tech.
1992	Tech hosts the only vice presidential candidates debate held in election year '92, then later hosts the 6th Annual Report of the former Secretaries of Defense. Bill Lewis is named head football coach as the Yellow Jackets celebrate their 100th anniversary. Tech establishes the first University Center of Excellence for Photovoltaic Research and Education.
1993	The Georgia Institute of Technology lands U.S. Swim, Inc. National Development Center. Tech is listed as the nation's ninth best graduate engineering program by <i>U.S. News and World Report</i> and ranked number two by practicing engineers. Tech's bioengineering program (in collaboration with the Emory University School of Medicine) wins \$3 million grant from the Whitaker Foundation. Three Ivan Allen faculty earn National Endowment for the Humanities fellowships (only ones awarded in Georgia).
1994	Dr. G. Wayne Clough takes office as Tech's tenth president. Dr. Clough is Tech's first president who is also an alumnus, B.S. in CE '64, M.S. in CE '65. The Packaging Research Center is established with a National Science Foundation grant. Ground is broken for construction of five residence halls in anticipation of the 1996 Olympic Games. Construction of the Olympic Natatorium Complex begins. The Complex will be used as the swimming venue for the 1996 Olympic and Paralympic Games. A 1994 <i>U.S. News and World Report</i> survey ranks Tech's Graduate School of Engineering 10th in the nation. In the <i>U.S. News and World Report</i> reputational survey, Georgia Tech ranks 1st in Industrial/Manufacturing Engineering and 5th in Aerospace Engineering by engineering-school deans. The <i>Gourman Report</i> ranks Tech's Industrial Design program in the College of Architecture 1st in the nation. George O'Leary is named as the new head football coach. Construction begins on the Manufacturing Related Disciplines Complex. Alumnus Tom DuPree donates \$5 million to create the DuPree Center for Entrepreneurship and New Venture Development within the Ivan Allen College of Management, Policy and International Affairs.
1995	Dr. G. Wayne Clough is inaugurated as Tech's tenth president. The GE Foundation grants \$1 million to Georgia Tech to develop a sustainable technology and engineering curriculum and the Howard Hughes Medical Institute awards Tech \$1 million to be used for science education. The Office of Naval Research awards Tech nearly \$4.5 million in grants to create a Molecular Design Institute. Construction of the Georgia Tech Aquatic Center is completed and recreation construction begins on the Coliseum. In the <i>U. S. News and World Report</i> reputational survey, Georgia Tech is ranked as the 42nd best university in the nation and 27th best in academic reputation. Among public schools, Tech is ranked 10th by <i>U. S. News and World Report</i> in its first-ever ranking of undergraduate programs. <i>U. S. News and World Report</i> also ranks Georgia Tech's College of Engineering 3rd in the nation, Industrial and System's Engineering 1st, Aerospace Engineering 2nd, and the School of Management 25th. In the graduate reputational survey, Georgia Tech ranks 1st in Industrial and Systems Engineering and 5th in Aerospace Engineering. Two Georgia Tech students are named Truman Scholars. Sponsored research awards hit an all-time high with \$185 million. Private giving also reaches all-time high of \$41 million. Strategic Planning process continues; Strategic Plan is formulated. Administration is reorganized; and the president reduces his staff by 40 percent.

# ACCREDITATION

**Table 1.4 Accreditation Information**

Professional Accreditation	Institutional Accreditation
<p><u>College of Architecture</u></p> <p>In the College of Architecture, the program leading to the Bachelor of Science in Industrial Design has been reviewed and recognized by the Industrial Designers Society of America. The National Architectural Accrediting Board has accredited the curriculum leading to the Master of Architecture. The Master of City Planning degree program has been accredited by the Planning Accreditation Board.</p>	<p>Georgia Tech is accredited by the Southern Association of Colleges and Schools (SACS). A self-study was conducted, and reaffirmation was awarded in 1994.</p>
<p><u>College of Computing</u></p> <p>The program leading to the Bachelor of Science in Computer Science is accredited by the Computing Sciences Accreditation Board.</p>	
<p><u>College of Engineering</u></p> <p>The Accreditation Board for Engineering and Technology has accredited the four-year engineering curricula leading to bachelor's degrees in the following fields: aerospace engineering; ceramic engineering; chemical engineering; civil engineering; computer engineering; electrical engineering; industrial engineering; materials engineering; mechanical engineering; nuclear engineering; and textile engineering; and to a graduate program leading to a master's degree in the field of environmental engineering.</p>	
<p><u>College of Sciences</u></p> <p>The American Chemical Society has certified the curriculum leading to the Bachelor of Science in chemistry. The Human Factors Society has accredited the Engineering Psychology Graduate Program.</p>	
<p><u>Ivan Allen College of Management, Policy, and International Affairs</u></p> <p>In the School of Management, all of the degree programs subject to the review of the American Assembly of Collegiate Schools of Business have been accredited by that organization. These programs include Bachelor of Science in Management, Bachelor of Science in Management Science, and Master of Science in Management.</p>	

## PRESIDENTS OF GEORGIA TECH

Issac S. Hopkins  
1888-1896

Lyman Hall  
1896-1905

Kenneth G. Matheson  
1906-1922

Marion L. Brittain  
1922-1944

Colonel Blake R. Van Leer  
1944-1956

Paul Weber  
Acting President  
1956-1957

Edwin D. Harrison  
1957-1969

Vernon Crawford  
Acting President  
1969

Arthur G. Hansen  
1969-1971

James E. Boyd  
Acting President  
1971-1972

Joseph M. Pettit  
1972-1986

Henry C. Bourne, Jr.  
Acting President  
1986-1987

John Patrick Crecine  
1987-1994

Michael E. Thomas  
Acting President  
1994

G. Wayne Clough  
1994-Present



In September, 1994, Dr. G. Wayne Clough became the tenth President of the Georgia Institute of Technology and the first alumnus to serve as president. Dr. Clough received his B.S. and M.S. in Civil Engineering from Georgia Tech in 1964 and 1965, respectively. He received his Ph.D. in 1969 from the University of California, Berkeley.

Dr. Clough has been a member of the faculty at Duke University, Stanford University, Virginia Tech, and the University of Washington. He was head of the Department of Civil Engineering at Virginia Tech from 1983-1990. Beginning in 1990, he served as Dean of Virginia Tech's College of Engineering, a position he held for three years. In 1993, Dr. Clough became the Provost and Vice President for Academic Affairs at the University of Washington, a position he held until he returned to his alma mater.

Dr. Clough's research interests lie in geotechnical engineering, including studies of earthquakes, numerical analysis, soil-structure interaction, in-situ testing, and underground openings. He has consulted with more than 70 firms and government agencies. Dr. Clough has published over 120 papers and reports and six book chapters and is the author of several widely used computer codes for geotechnical engineering.

Dr. Clough has received many awards and honors for his teaching and research. They include the 1994 Karl Terzaghi Lecture from the American Society of Civil Engineers and the 1986 George Westinghouse Award from the American Society of Engineering Education. He has seven additional national awards from the American Society of Civil Engineers including their oldest and most prestigious award, the Norman Medal. He was elected to the National Academy of Engineering in 1990.

Chart A

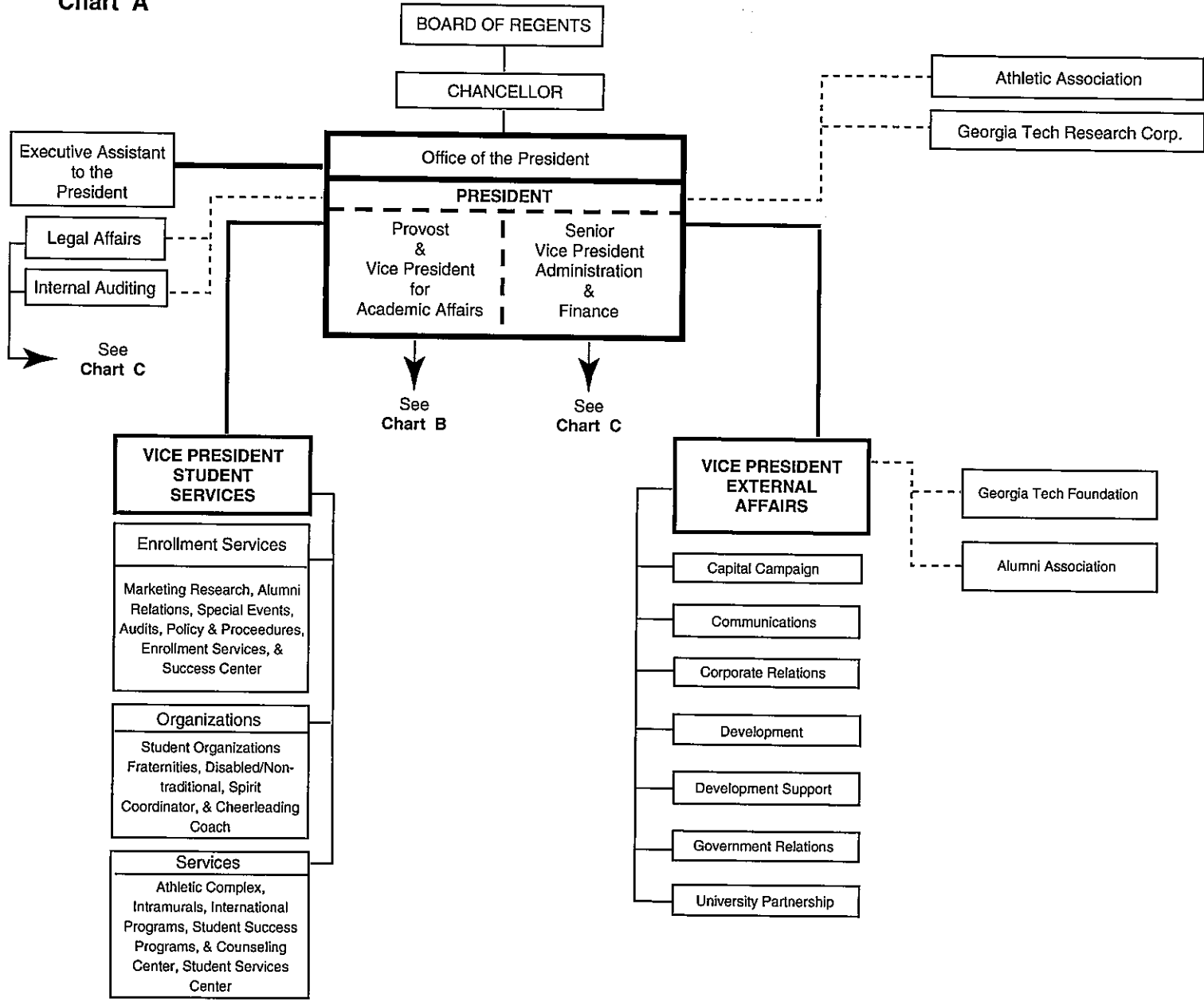


Fig. 1.3. Georgia Tech Organizational Chart

ORGANIZATIONAL CHART

Chart B

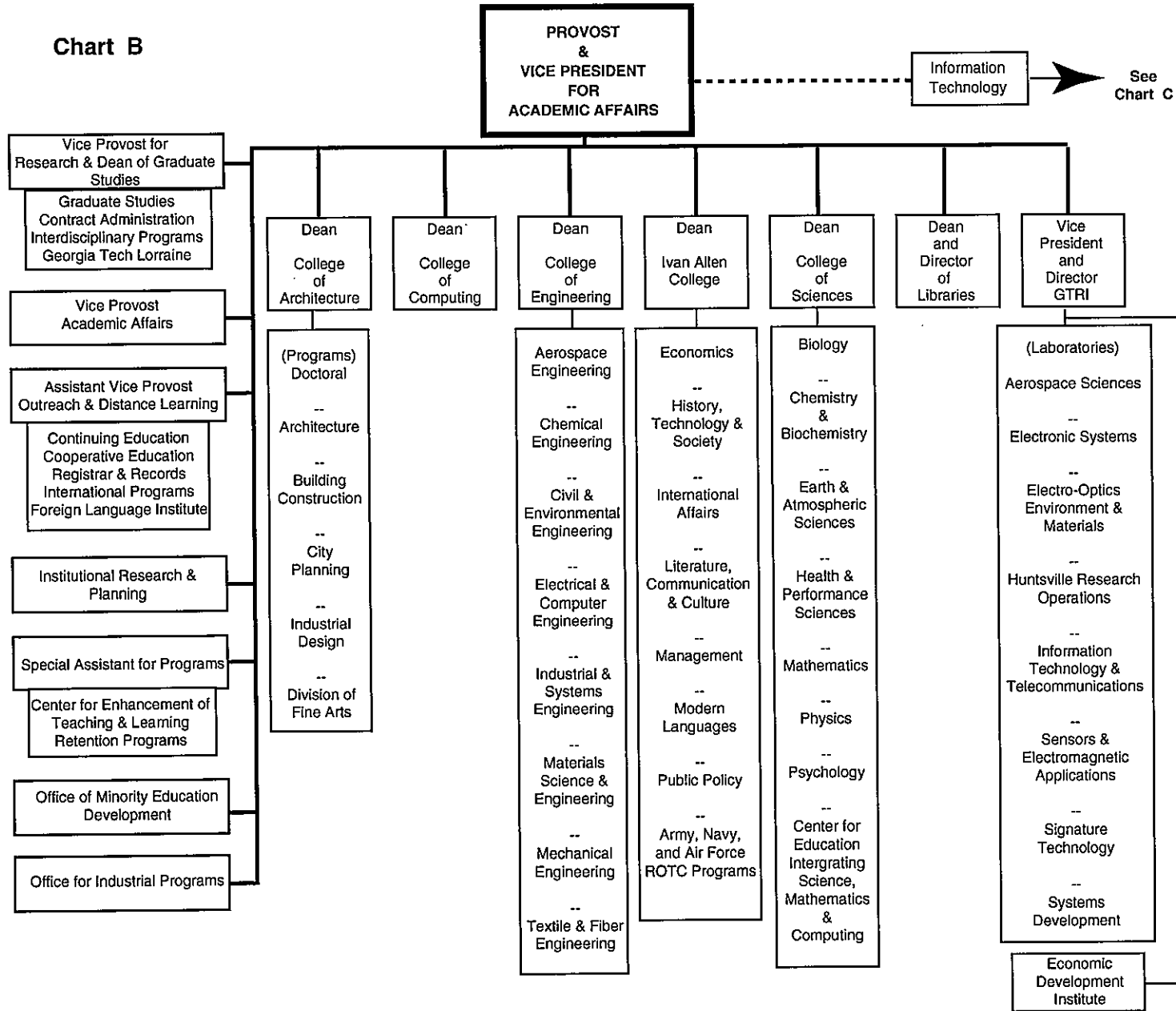
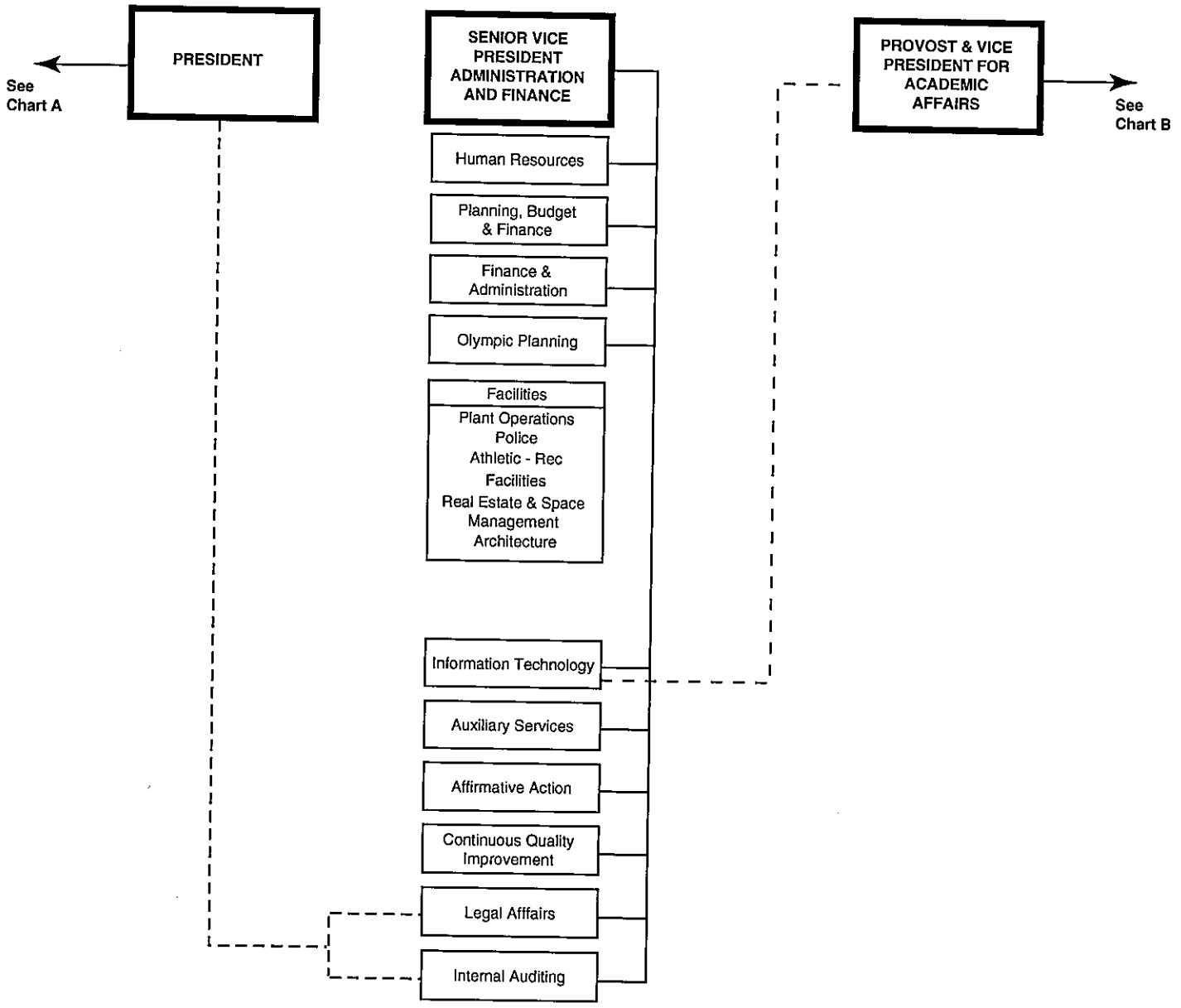


Fig. 1.3 Georgia Tech Organizational Chart - Continued

ORGANIZATIONAL CHART

### Chart C



ORGANIZATIONAL CHART  
Fig. 1.3. Georgia Tech Organizational Chart - *Continued*

## ADMINISTRATION

**Table 1.5 Senior Administrators**

Name	Area
<b>Office of the President</b>	
G. Wayne Clough	President
Daniel S. Papp	Executive Assistant to the President
Homer C. Rice	Director of Athletics
Ronald M. Bell	Vice President and General Manager, Georgia Tech Research Corporation
<b>Provost &amp; Vice President for Academic Affairs</b>	
Michael E. Thomas	Provost & Vice President for Academic Affairs
Jean-Lou Chameau	Vice Provost for Research and Dean of Graduate Studies
J. W. Dees	Associate Vice Provost for Research and Director, Office of Contract Administration
G. Duane Hutchison	Associate Director, Office of Contract Administration
Hans Puttgen	Director, Georgia Tech Lorraine
Maureen Kilroy	Director, Graduate Academic and Enrollment Services
Keith Oden	Director, Graduate Co-op and Fellowship Programs
Catherine Ross	Vice Provost for Academic Affairs
W. Denney Freeston, Jr.	Interim Assistant Vice Provost, Outreach & Distance Learning
Joseph S. Boland	Associate Director, Video Based Instruction
Billie Ann Rice	Associate Director
William M. Templeton	Director, International Student Services and Programs
Charles Windish	Director, The Language Institute
Thomas M. Akins	Director, Cooperative Education
Frank E. Roper, Jr.	Registrar
William F. Leslie	Associate Registrar
Annette Satterfield	Associate Registrar
M. Jo McIver	Director, Registration and Records
Deborah S. Bell	Interim Director, Institutional Research and Planning
Orlando Feorene	Director, Industrial Programs
David J. McGill	Special Assistant for Programs and Director, Center for the Enhancement of Teaching and Learning
Gavin Samms	Director, Office of Minority Educational Development
<b>Senior Vice President/Administration &amp; Finance</b>	
Robert K. Thompson	Senior Vice President, Administration and Finance
Charles Brown	Interim Associate Vice President, Human Resources
Russ Cappello	Director, Employee Relations
Cecil Duvall	Director, Human Resource Information Services
Jean Fuller	Director, Employee Services
Deborah Wilson	Director, Human Resource Development
C. Evan Crosby	Associate Vice President, Planning, Budget and Finance
F. Leigh Winn	Assistant Director, Budgets
David Welch	Director, Grants and Contracts Accounting
Michael Brandon	Director, Financial Data Management
Kelly Kenion	Manager, Financial Data Technology
Margaret Kee	Manager, Financial Planning
Ernest G. Murphrey	Associate Vice President, Finance and Administration
Henry Spinks	Controller
Bruce Spratt	Manager, General Accounting
Susan Nichols	Bursar
Patricia Brook	Manager, Payroll
Rebecca Harrell	Manager, Accounts Payable
Faye Rainwater	Manager, Capital Assets Accounting
Delores Gaddis	Director, Purchasing
Winston Barron	Manager, Central Supply
Rosalind Meyers	Associate Vice President, Auxiliary Services
Terry Sichta	Director, Housing
Rich Steele	Director, Student Center
Jerry Ritchie	Director, Bookstore
Blaise Morrissey	Director, Student Health Services
Doug Pendleton	Director, Food Service/ARAMARK
Jack Vickery	Director, Parking and Transportation

## ADMINISTRATION

**Table 1.5 Senior Administrators – Continued**

<i>Senior Vice President/Administration &amp; Finance - Continued</i>	
Gordon D. Wishon	Interim Associate Vice President/Associate Vice Provost, Information Technology
Gary G. Watson	Assistant to the Associate Vice President/Associate Vice Provost
Linda Cabot	Director, Customer Support Central
Vacant	Director, Educational Technologies
James O'Connor	Director, Enterprise Information Systems
John Mullin	Director, Operations and Engineering
Art Vandenberg	Director, Planning and Programs
M. Dianne Newman	Director, Resource Management
Annette Cummings	Director, Affirmative Action
H.T. Marshall	Director, Internal Auditing
Randy Nordin	Chief Legal Advisor
Hal Irvin	Director, Continuous Quality Improvement
James W. Ray	Vice President, Olympic Planning/Associate Vice President, Facilities
Bill Miller	Director, Olympic Planning
Chuck Rhode	Director, Plant Operations
Jack Vickery	Chief of Police
Michael Edwards	Director, Athletic and Recreational Facilities
Tom Kirby	Director, Real Estate and Space Planning
Bradley Satterfield	Director, Campus Architecture
Vice President/Student Services	
Roger E. Wehrle	Interim Vice President
Carole E. Moore	Assistant Vice President
Gail DiSabatino	Dean of Students
Barbara Hall	Associate Vice President, Enrollment Services
John Hannabach	Director, Career Services
Jerry McTier	Director, Financial Aid
Paul Hurst	Director, Special Programs
William Pouncey	Director, Audits, Policy & Procedures
Deborah Smith	Director, Admissions
William S. Barnes	Assistant to the Vice President, Student Organizations
Irma Rodriguez	Special Assistant to the Vice President, Human Resources
John Hupp	Director, Information Technology
Katy Landers	Director, Disabled/Non-traditional Student Services
Matthew Cremers	Spirit Coordinator and Cheerleading Coach
Barbara Rose	Director, Student Advancement
Butch Stanphill	Director, Student Athletic Complex and Intramurals
W. Miller Templeton	Director, International Student Programs
Russ Terwilliger	Director, Counseling Center
Vice President/External Affairs	
James M. Langley	Vice President
John B. Carter, Jr.	Vice President and Executive Director of the Georgia Tech Alumni Association
Patrick J. McKenna	Assistant Vice President, External Affairs/Secretary, Georgia Tech Foundation
Robert S. Hawkins	Executive Director, Development & Corporate Relations
Thomas K. Hamall	Director, University Partnerships
Andrew J. Harris	Director, Government Relations
Robert T. Harty	Director, Communications
College of Architecture	
Thomas D. Galloway	Dean
Thomas N. Debo	Associate Dean, Academic and Student Affairs
Jean D. Wineman	Director, Doctoral Program
John A. Kelly	Interim Director, Architecture Programs
Garvin T. Dreger	Director, Building Construction Program
Steven P. French	Director, City Planning Program
William C. Bullock	Director, Industrial Design Program
Vacant	Director, Division of Fine Arts
James G. Johnson	Head, Department of Music
Joseph A. Koncelik	Director, Center for Rehabilitation Technology
Louis J. Circeo	Director, Construction Research Center



## ADMINISTRATION

**Table 1.5 Senior Administrators – Continued**

College of Computing	
Peter A. Freeman	Dean
Richard J. LeBlanc	Associate Dean
Kurt Eiselt	Assistant Dean
Vicky Jackson	Director, Administration
David Leonard	Director, Computing Network Services
Walt Gonzales	Director, Continuing Education
Janet Kolodner	Director, EduTech Institute
Jim Foley	Director, Graphics, Visualization and Usability Center
Molly Croft	Director, External Affairs
College of Engineering	
John A. White	Dean
J. Nari Davidson	Associate Dean
Jack R. Lohmann	Associate Dean
Carolyn W. Meyers	Associate Dean
Lytia R. Howard	Assistant Dean
Jane G. Weyant	Assistant Dean
Robert G. Loewy	Chair, School of Aerospace Engineering
Ronald W. Rousseau	Chair, School of Chemical Engineering
Michael D. Meyer	Chair, School of Civil and Environmental Engineering
Roger P. Webb	Chair, School of Electrical and Computer Engineering
John J. Jarvis	Chair, School of Industrial and Systems Engineering
Ashok Saxena	Chair, School of Materials Science and Engineering
Ward O. Winer	Chair, School of Mechanical Engineering
Fred L. Cook	Chair, School of Textile and Fiber Engineering
Ivan Allen College	
Robert G. Hawkins	Dean
Gregory H. Nobles	Associate Dean
William A. Schaffer	Acting Chair, School of Economics
Robert C. McMath, Jr.	Chair, School of History, Technology, and Society
Linda P. Brady	Chair, School of International Affairs
Kenneth J. Knoespel	Chair, School of Literature, Communication, and Culture
Arthur Kraft	Dean, School of Management
Andrew J. Cooper III	Assistant Dean
Heidi M. Rockwood	Head, Department of Modern Languages
Barry Bozeman	Chair, School of Public Policy
Lt. Col. Jeffrey A. Kern	Head, Department of Military Science
Capt. William A. Rogers	Head, Department of Naval Science
Col. William P. Cobb	Head, Department of Aerospace Studies
College of Sciences	
Gary B. Schuster	Dean
Anderson D. Smith	Associate Dean
E. Kent Barefield	Associate Dean
Roger M. Wartell	Acting Chair, School of Biology
Laren M. Tolbert	Chair, School of Chemistry and Biochemistry
Philip N. Froelich	Chair, School of Earth and Atmospheric Sciences
James A. Reedy	Department Head, Department of Health and Performance Sciences
Shui-Nee Chow	Chair, School of Mathematics
Henry S. Valk	Acting Chair, School of Physics
Randall W. Engle	Chair, School of Psychology
J. Aaron Bertrand	Acting Director, Center for Education Integrating Science, Mathematics, and Computing (CEISMC)
Uzi Landman	Director, Center for Computational Materials Science
Jack K. Hale	Director, Center for Dynamical Systems and Nonlinear Studies (CDSNS)
William S. Rees	Director, Molecular Design Institute

## ADMINISTRATION

**Table 1.5 Senior Administrators – Continued**

Georgia Tech Research Institute	
Richard H. Truly	Vice President and Director
Edward K. Reedy	Director, Research Operations
Charles E. Brown	Director, Research Support and Finance
Gerald W. Smith	Director, Strategy and Planning
Janice M. Porter	Director, Administration
Robert A. Cassanova	Director, Aerospace Sciences Laboratory
Trent G. Farill	Director, Electro-Optics, Environment and Materials Laboratory
William E. Sears	Director, Electronic Systems Laboratory
Richard P. Stanley	Director, Huntsville Research Operations
Randolph M. Case	Director, Information Technology and Telecommunications Laboratory
Robert N. Trebits	Director, Sensors and Electromagnetics Applications Laboratory
John G. Meadors	Director, Signature Technology Laboratory
Joe K. Parks	Director, Systems Development Laboratory
Economic Development Institute	
Wayne Hodges	Director, Economic Development Institute
Charles Estes	Group Director, Industrial Outreach
Ned Ellington	Group Director, Management Services
Dwight Holter	Group Director, New Enterprise Development
Rick Duke	Group Director, Economic Development
Libraries	
Miriam A. Drake	Dean and Director
Julia Zimmerman	Associate Director
Interdisciplinary Programs	
Jean-Lou Chameau	Vice Provost for Research and Dean of Graduate Studies
John Lamb	Director, Broadband Telecommunications Center
William T. Rhodes	Director, Center for Optical Science and Engineering
Bernd Kahn	Director, Environmental Resources Center
John Copeland	Director, Georgia Center for Advanced Telecommunications Technology
Bob Nerem	Director, Institute for Bioengineering and Biosciences
Ajit Yoganathan	Bioengineering Research Center
Ajit Yoganathan	Emory/Georgia Tech Biomedical Technology
Jim Toler	Biomedical Interactive Technology Center
Jim Toler	GIT/MCG Biomedical Research and Education
Sheldon May	Bioscience Center
Steven Danyluk	Director, Manufacturing Research Center
Roger Webb	Director, Microelectronics Research Center
Michael J. Sinclair	Director, Interactive Media Technology Laboratory
F. M. Saunders	Director, Environmental Science, Technology, and Policy
A. S. Abhiraman	Director, Polymer Education and Research Center
Charles A. Eckert	Director, Specialty Separations Center
Michael D. Meyer	Director, Transportation Research Center

# DEGREES OFFERED

**Table 1.6 Degree Program Disciplines and Areas**

Bachelor's	Master's	Doctoral
<i>Curricula are offered leading to bachelor's degrees in the following disciplines:</i>	<i>Programs of study and research leading to master's degrees are offered in the following areas:</i>	<i>Programs of study and research leading to the doctoral degree are offered in the following areas:</i>
<b>College of Architecture</b>		
Architecture Building Construction Industrial Design	Architecture City Planning	Architecture
<b>College of Computing</b>		
Computer Science	Computer Science	Computer Science
<b>College of Engineering</b>		
Aerospace Engineering Ceramic Engineering Chemical Engineering Civil Engineering Computer Engineering Electrical Engineering Engineering Science and Mechanics Industrial Engineering Materials Engineering Mechanical Engineering Nuclear Engineering Textile Chemistry Textile Engineering Textiles	Aerospace Engineering Bioengineering Ceramic Engineering Chemical Engineering Civil Engineering Electrical Engineering Engineering Science and Mechanics Environmental Engineering Health Physics Health Systems Industrial Engineering Materials Engineering Mechanical Engineering Metallurgical Engineering Nuclear Engineering Operations Research Polymers Statistics Textile Chemistry Textile Engineering Textiles	Aerospace Engineering Algorithms, Combinatorics, and Optimization Bioengineering Ceramic Engineering Chemical Engineering Civil Engineering Electrical Engineering Engineering Science and Mechanics Environmental Engineering Industrial and Systems Engineering Mechanical Engineering Metallurgical Engineering Nuclear Engineering and Health Physics Operations Research Textile Engineering
<b>Ivan Allen College</b>		
Economics History, Technology, and Society International Affairs Management Management Science Science, Technology, and Culture	Economics History of Technology Information, Design, and Technology Management Public Policy Statistics	Economics History of Technology Management
<b>College of Sciences</b>		
Applied Mathematics Applied Physics Applied Psychology Biology Chemistry Discrete Mathematics Earth and Atmospheric Sciences Physics	Applied Physics Biology Chemistry Earth and Atmospheric Sciences Mathematics Physics Psychology Statistics	Algorithms, Combinatorics, and Optimization Biochemistry Biology Chemistry Earth and Atmospheric Sciences Mathematics Physics Psychology

Source: Office of the Registrar



*Tech Tower  
Georgia Institute of Technology  
Atlanta, Georgia*



# Student Profiles

Georgia Institute of Technology



## QUICK FACTS

---

### Students

---

- The Georgia Tech Cumulative Average SAT for Entering Freshman, Fall Quarter 1995:

<u>Verbal</u>		<u>Math</u>		<u>Composite</u>
M	F	M	F	
560	563	679	646	1,232

- Admissions, Fall Quarter 1995:

	<u>Number Applied</u>	<u>Number Accepted</u>	<u>% of Applied Accepted</u>	<u>Number Enrolled</u>	<u>% of Applied Enrolled</u>	<u>% of Accepted Enrolled</u>
Freshman	7,405	4,625	62%	1,850	25%	40%
Transfer	1,067	468	44%	381	36%	81%
Graduate	4,409	1,895	43%	899	20%	47%

- The President's Scholarship Program has 286 students enrolled as of Spring Quarter 1995
- Students at Georgia Tech represent 108 different countries; 247 undergraduate and 947 graduate
- Fall Quarter 1995 Enrollment by College:

<u>Undergraduate</u>	
Architecture	555
Computing	659
Engineering	6,130
Ivan Allen	1,097
Sciences	1,032
<u>Graduate</u>	
Architecture	260
Computing	204
Engineering	2,249
Ivan Allen	349
Sciences	501

- Fall Quarter 1995 Graduate Enrollment by Degree Program (Includes both full- and part-time Ph.D. and M.S. students; does not include special students)

<u>Architecture</u>		<u>Computing</u>		<u>Engineering</u>		<u>Ivan Allen</u>		<u>Sciences</u>		<u>Total</u>	
M.S.	Ph.D.	M.S.	Ph.D.	M.S.	Ph.D.	M.S.	Ph.D.	M.S.	Ph.D.	M.S.	Ph.D.
226	29	76	120	1,066	1,127	302	38	66	417	1,736	1,731

- Degrees Conferred (Summer through Spring Quarters), Academic Year 1995

<u>College</u>	<u>Bachelor's</u>	<u>Master's</u>	<u>Ph.D.</u>
Architecture	127	95	4
Computing	74	64	10
Engineering	1,257	654	120
Ivan Allen	254	122	5
Sciences	155	58	50

## SCHOLASTIC ASSESSMENT TEST SCORES

**Table 2.1a Averages for Entering Freshmen, Academic Years 1985-86 to 1994-95**

Year	Verbal		Math		Composite
	Male	Female	Male	Female	
Georgia Tech Cumulative Enrollment Average SAT*					
1994-95	553	555	671	637	1,215
1993-94	554	548	675	633	1,218
1992-93	558	548	673	634	1,218
1991-92	541	529	660	617	1,187
1990-91	538	529	655	625	1,183
1989-90	536	520	649	607	1,172
1988-89	537	530	649	612	1,175
1987-88	542	534	656	616	1,188
1986-87	535	528	649	610	1,174
1985-86	526	521	634	600	1,151

Year	Verbal		Math		Composite
	Male	Female	Male	Female	
National Average SAT*					
1994-95	429	426	503	463	910
1993-94	425	421	501	460	902
1992-93	428	420	502	457	904
1991-92	428	419	499	456	899
1990-91	426	418	497	453	896
1989-90	429	419	499	455	900
1988-89	434	421	500	454	903
1987-88	435	422	498	455	904
1986-87	435	425	500	453	906
1985-86	437	426	501	451	906

**Table 2.1b Averages for Entering Freshmen, Fall Quarters 1991-1995**

Year	Verbal		Math		Composite
	Male	Female	Male	Female	
Georgia Tech Cumulative Enrollment Average SAT*					
1995	560	563	679	646	1,232
1994	562	563	681	646	1,233
1993	559	552	679	638	1,232
1992	558	549	674	633	1,226
1991	542	529	661	618	1,203

\* SAT = Scholastic Assessment Test

Source: Office of Undergraduate Admissions



## ADMISSIONS

**Table 2.2 Freshman Admissions**

	Number Applied	Number Accepted	% of Applied Accepted	Number Enrolled	% of Applied Enrolled	% of Accepted Enrolled
Year and College, Fall Quarters 1992-1995						
1992						
Architecture	527	193	37%	86	16%	45%
Computing	361	161	45%	72	20%	45%
Engineering	5,456	2,950	54%	1,237	23%	42%
Ivan Allen	694	302	44%	130	19%	43%
Sciences	1,043	544	52%	160	15%	29%
Total	8,081	4,150	51%	1,685	21%	41%
1993						
Architecture	564	228	40%	93	16%	41%
Computing	378	208	55%	97	26%	47%
Engineering	5,216	3,140	60%	1,244	24%	40%
Ivan Allen	607	293	48%	127	21%	43%
Sciences	1,072	658	61%	192	18%	29%
Total	7,837	4,527	58%	1,753	22%	39%
1994						
Architecture	514	213	41%	74	14%	35%
Computing	473	252	53%	117	25%	46%
Engineering	5,131	3,161	62%	1,194	23%	38%
Ivan Allen	520	256	49%	103	20%	40%
Sciences	1,145	729	64%	271	24%	37%
Total	7,783	4,611	59%	1,759	23%	38%
1995						
Architecture	521	227	44%	89	17%	39%
Computing	505	306	61%	163	32%	53%
Engineering	4,646	2,972	64%	1,197	26%	40%
Ivan Allen	604	359	59%	158	26%	44%
Sciences	1,129	761	67%	243	22%	32%
Total	7,405	4,625	62%	1,850	25%	40%
Ethnic Origin, Fall Quarter 1995						
Asian	852	472	55%	180	21%	38%
Black	1,423	444	31%	153	11%	35%
Hispanic	370	210	57%	63	17%	30%
Indian	18	11	61%	3	17%	27%
White	4,651	3,429	74%	1,432	31%	42%
Gender, Fall Quarter 1995						
Male	5,214	3,254	62%	1,324	25%	41%
Female	2,191	1,371	63%	526	24%	38%

Source: Office of Undergraduate Admissions



## ADMISSIONS

**Table 2.3 Transfer Admissions**

	Number Applied	Number Accepted	% of Applied Accepted	Number Enrolled	% of Applied Enrolled	% of Accepted Enrolled
Year and College, Fall Quarters 1992-95						
1992						
Architecture	71	10	14%	8	11%	80%
Computing	44	17	39%	15	34%	88%
Engineering	618	292	47%	237	38%	81%
Ivan Allen	113	41	36%	34	30%	83%
Sciences	163	89	55%	72	44%	81%
Total	1,009	449	44%	366	36%	82%
1993						
Architecture	90	13	14%	9	10%	69%
Computing	61	13	21%	7	12%	54%
Engineering	656	279	43%	219	33%	78%
Ivan Allen	96	24	25%	22	23%	92%
Sciences	184	87	47%	77	42%	89%
Total	1,087	416	38%	334	31%	80%
1994						
Architecture	86	16	19%	12	14%	75%
Computing	72	28	39%	19	26%	68%
Engineering	645	311	48%	242	38%	78%
Ivan Allen	103	30	29%	27	26%	90%
Sciences	187	106	57%	86	46%	81%
Total	1,093	491	45%	386	35%	79%
1995						
Architecture	91	16	18%	16	18%	100%
Computing	106	39	37%	31	29%	79%
Engineering	589	285	48%	229	39%	80%
Ivan Allen	101	24	24%	23	23%	96%
Sciences	180	104	58%	82	46%	79%
Total	1,067	468	44%	381	36%	81%
Ethnic Origin, Fall Quarter 1995						
Asian	167	61	37%	47	28%	77%
Black	197	62	31%	55	28%	89%
Hispanic	45	21	47%	16	36%	76%
Indian	3	0	0%	0	0%	0%
White	641	322	50%	261	41%	81%
Gender, Fall Quarter 1995						
Male	763	329	43%	269	35%	82%
Female	304	139	46%	112	37%	81%

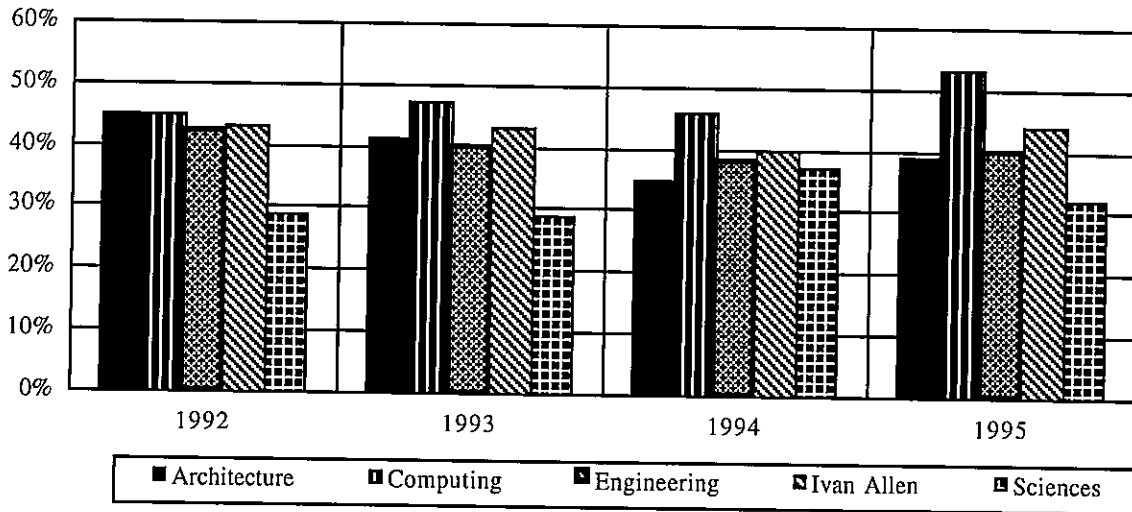
## ADMISSIONS

**Table 2.4 Graduate Admissions**

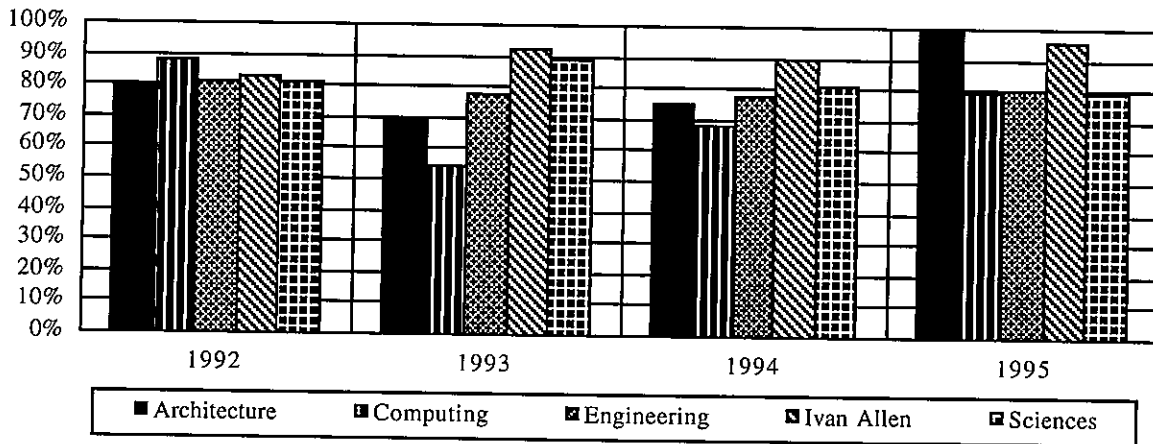
	Number Applied	Number Accepted	% of Applied Accepted	Number Enrolled	% of Applied Enrolled	% of Accepted Enrolled
Year and College, Fall Quarters 1992-95						
1992						
Architecture	336	151	45%	98	29%	65%
Computing	582	135	23%	50	9%	37%
Engineering	2,480	1,277	51%	671	27%	53%
Ivan Allen	486	211	43%	114	23%	54%
Sciences	763	245	32%	124	16%	51%
Total	4,647	2,019	43%	1,057	23%	52%
1993						
Architecture	506	205	41%	114	23%	56%
Computing	474	132	28%	69	15%	52%
Engineering	2,754	1,242	45%	611	22%	49%
Ivan Allen	561	251	45%	135	24%	54%
Sciences	718	196	27%	119	17%	61%
Total	5,013	2,026	40%	1,048	20%	52%
1994						
Architecture	457	161	35%	86	19%	53%
Computing	273	106	39%	47	17%	44%
Engineering	2,828	1,461	52%	686	24%	47%
Ivan Allen	685	276	40%	135	20%	49%
Sciences	618	165	27%	100	16%	61%
Total	4,861	2,169	45%	1,054	22%	49%
1995						
Architecture	386	141	37%	90	23%	64%
Computing	232	81	35%	40	17%	49%
Engineering	2,652	1,205	45%	520	20%	43%
Ivan Allen	607	286	47%	153	25%	53%
Sciences	532	182	34%	96	18%	53%
Total	4,409	1,895	43%	899	20%	47%
Ethnic Origin, Fall Quarter 1995						
Asian	1,510	429	28%	175	12%	41%
Black	404	141	35%	73	18%	52%
Hispanic	242	106	44%	51	21%	48%
Indian	9	4	44%	3	33%	75%
White	2,244	1,215	54%	597	27%	49%
Gender, Fall Quarter 1995						
Male	3,293	1,411	43%	654	20%	46%
Female	1,116	484	43%	245	22%	51%

# ADMISSIONS

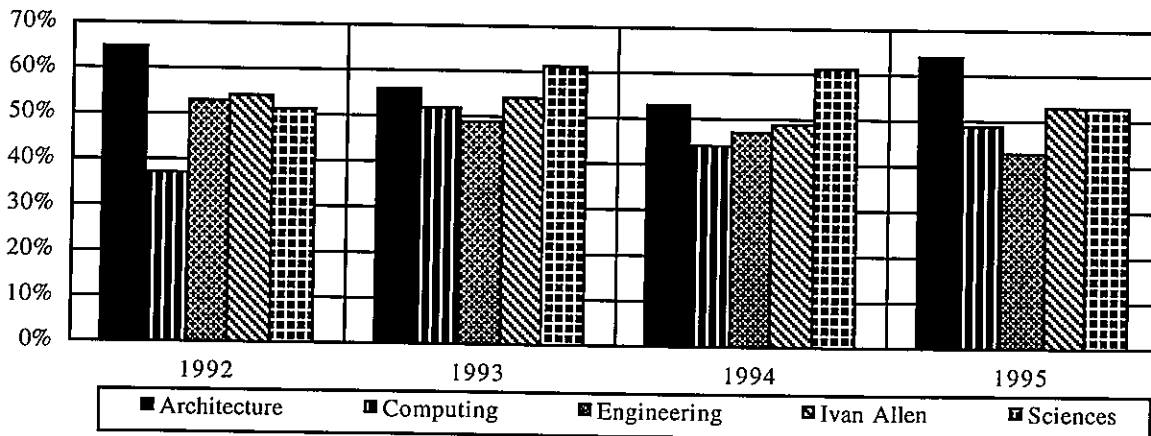
**Fig. 2.1 Percent of Freshmen Admittees Enrolled, Fall Quarters 1992-95**



**Fig. 2.2 Percent of Transfer Admittees Enrolled, Fall Quarters 1992-95**



**Fig. 2.3 Percent of Graduate Admittees Enrolled, Fall Quarters 1992-95**



## ADMISSIONS

**Table 2.5 Sources of Ten or More Entering Fall Freshmen**

High School	Location	Number of Students
Brookwood	Snellville, GA	32
Lassiter	Marietta, GA	25
McIntosh	Peachtree City, GA	24
Dunwoody	Dunwoody, GA	22
Harrison	Kennesaw, GA	21
Alan C. Pope	Marietta, GA	20
Herschel Jenkins	Savannah, GA	19
George Walton Comprehensive	Marietta, GA	18
Lakeside	Atlanta, GA	18
Roswell	Roswell, GA	18
Shiloh	Lithonia, GA	18
Lovejoy	Lovejoy, GA	17
Sprayberry Senior	Marietta, GA	17
Central Gwinnett	Lawrenceville, GA	16
Fayette County	Fayetteville, GA	16
McEachern	Powder Springs, GA	16
Duluth	Duluth, GA	14
Heritage	Conyers, GA	14
The Marist School	Atlanta, GA	14
Milton	Alpharetta, GA	12
North Springs	Atlanta, GA	12
Henderson	Chamblee, GA	11
Meadowcreek	Norcross, GA	11
North Cobb	Kennesaw, GA	11

## FINANCIAL AID

**Table 2.6 Student Financial Aid Awards, Academic Year 1994-95**

Award	Number of Awards	Amount of Awards
<u>Georgia Tech Awarded Aid</u>		
Pell Grants	1,436	\$1,977,916
Supplemental Educational Opportunity Grants	367	368,296
Federal Work-Study Program	168	146,105
Perkins Loans	593	923,289
Stafford Loans	4,555	15,931,788
PLUS/SLS	347	1,797,353
Subtotal Federal Funds	7,466	\$21,144,747
Hope Grants	2,328	\$4,175,479
Georgia Student Incentive Grants	340	188,369
Regents Scholarships	10	7,000
Subtotal State Funds	2,678	\$4,370,848
Georgia Tech National Merit	518	\$559,391
Georgia Tech National Achievement	10	11,114
Subtotal Merit/Achievement	528	\$570,505
Institutional Scholarships	3,316	\$4,891,684
Georgia Tech Long Term Loans	88	125,320
Short Term Loans	650	654,593
Subtotal Institutional Aid	4,054	\$5,671,597
Total Georgia Tech Awarded Aid	14,726	\$31,757,697
<u>Outside Awards</u>		
Miscellaneous Scholarships/Grants	1,185	\$1,556,407
Georgia Governor's Scholarships	531	723,800
ROTC Scholarships	116	614,247
Robert C. Byrd Scholarships	103	140,000
National Science Scholars Program	50	56,910
Miscellaneous Loans	34	157,800
Total Outside Aid	2,019	\$3,249,164
Total Aid	16,745	\$35,006,861

## FINANCIAL AID

### President's Scholarship Program

The President's Scholarship Program is Georgia Tech's premier merit-based scholarship. Since its inception in 1981, the program has maintained as its objective the selection and enrollment of students who have demonstrated excellence in academic and leadership performance and indicate a strong potential to become leaders on campus and in the community. The scholarship offers two levels of awards. In 1995-1996, the top level award was \$6,500; the second level, \$2,500. Qualified candidates who are not selected for the President's Scholarship may be offered a Deans' Scholarship (\$1,500 in '95-'96). All awards are renewable for four academic years, contingent upon maintaining satisfactory academic performance and a strong leadership record.

To apply, students must submit a special President's Scholarship application form (obtained from high school guidance counselors or Special Programs Office, Enrollment Services, Georgia Tech, Atlanta, GA 30332-0288) to be received no later than December 1. To qualify for the competition, students must have a 1410 recentered SAT\*\* (1470 for non-Georgia residents) or a composite ACT score of 32 (33 for non-Georgia residents). SAT\*\* and ACT\*\*\* scores through the December test dates are considered. Applicants are evaluated through a regional committee interview, teachers' recommendations, essay, academic performance, and record of leadership activities. Those selected as finalists will be invited to campus in late March or early April for a final interview and an information/celebration weekend.

Information on the President's Scholarship Program is available on the World Wide Web at <http://www.gatech.edu/psp/>.

Entering Year	Georgia		Out-of-State		Total
	Mean HSA*	Mean SAT**	Male	Female	
1986-87	3.9	1428	36	8	69
1987-88	3.9	1434	35	11	68
1988-89	3.9	1429	32	13	80
1989-90	3.9	1437	40	3	71
1990-91	3.9	1427	34	14	71
1991-92	3.9	1418	31	14	60
1992-93	3.9	1435	19	9	48
1993-94	3.9	1440	27	4	48
1994-95	3.9	1437	21	12	60
1995-96	3.9	1431	33	10	68

\* HSA: High School Average

\*\*SAT: Scholastic Assessment Test

\*\*\*ACT: American College Testing

## FINANCIAL AID

**Table 2.8 National Merit and Achievement Scholars**

<u>All Institutions</u>			<u>Public Institutions</u>				
Rank	Institution	# of Scholars	Rank	Institution	Freshman Enrollment	# of Scholars	% of Class
<b>National Merit Scholars - 1994-95 Academic Year</b>							
1.	Harvard/Radcliffe Colleges	393	1.	University of Oklahoma	2,464	159	6.45%
2.	University of Texas, Austin	251	2.	Georgia Institute of Technology	1,771	108	6.10%
3.	Rice University	242	3.	University of Florida	3,258	134	4.11%
4.	Texas A&M University	189	4.	University of Texas	5,547	251	4.52%
5.	Stanford University	183	5.	Texas A&M	6,047	189	3.13%
6.	University of Oklahoma	159					
7.	Yale University	157					
8.	University of Florida	134					
9.	Princeton University	129					
10.	Brigham Young University	128					
11.	Massachusetts Institute of Technology	122					
12.	Georgia Institute of Technology	108					
<b>National Achievement Scholars - 1994-95 Academic Year</b>							
1.	Harvard/Radcliffe Colleges	75	1.	Florida A&M	1,653	54	3.27%
2.	Florida A & M	54	2.	Georgia Institute of Technology	1,771	20	1.13%
3.	Howard University	43	3.	University of Virginia	2,764	22	0.80%
4.	Yale University	33	4.	University of Florida	3,258	22	0.68%
5.	Massachusetts Institute of Technology	22					
6.	University of Florida	22					
7.	University of Virginia	22					
8.	Duke University	20					
8.	Georgia Institute of Technology	20					
8.	Princeton	20					

## FINANCIAL AID

### Graduate Financial Assistance

#### President's Minority Fellowships

President's Minority Fellowships were established in 1986 through the support of the Georgia Tech Foundation and are awarded to minority students intending to pursue a doctorate. In 1994-95, there were 46 President's Minority Fellows.

#### President's Minority Research Fellowships

These fellowships were established in 1991 through the support of the Georgia Tech Research Corporation and are awarded to minority doctoral research assistants. The award provides a \$4,000 annual supplement to the research assistantship in the academic unit, center, or laboratory. In 1994-95, there were seven President's Minority Research Fellows.

#### Regents' Opportunity Scholarships

Georgia Tech has participated in the Regents' Opportunity Scholarship Program since 1978. Since then, 97 Blacks, 6 Hispanics, 1 Native American, and 64 non-minority persons have been supported on Regents' Opportunity Scholarships. Seventeen of these students have completed the Ph.D. degree, and 95 have received Master's degrees. Fourteen Regents' Scholars are enrolled currently.

#### Patricia Roberts Harris Fellowship Program

Georgia Tech has participated in this program (formerly G\*POP) since 1978 with the exception of one year (1984-85), and served as the Regional Resource Center from 1978 through 1982. Funded by the Department of Education, this program provides fellowships for minorities and women for graduate study in fields in which they are underrepresented. As of Spring Quarter 1995, 58 Blacks, 10 Hispanics, 3 Asian, and 54 non-minority women have been supported with G\*POP or P. R. Harris Fellowships. Of these, eight have completed a Ph.D. and 82 have received Master's degrees. Nine Patricia Roberts Harris Fellows were enrolled during 1994-95.

#### National Consortium for Educational Access Fellowships

Georgia Tech is an active member of the National Consortium for Educational Access (NCEA), which was established in 1985 and is a partnership agreement between historically black colleges and majority institutions of higher education. During 1994-95, thirteen Georgia Tech graduate students had NCEA Fellowships. Of these, three received full year Intel fellowships and ten received partial fellowships.

#### President's Fellowship Program

President's Fellowships were established in 1973 to enhance the scope and quality of Georgia Tech's Ph.D. programs. Through support of the Georgia Tech Foundation, President's Fellowships are offered annually to a select number of highly qualified U.S. nationals who intend to pursue doctoral degrees. President's Fellowships provide \$4,000 stipends, which supplement other support offered by the academic units. Since the inception of the President's Fellowship Program in fall quarter 1973, 723 awards have been made. As of Spring Quarter 1995, 286 were enrolled.

#### General Electric Foundation Ph.D. Forgivable Loan Program

Doctoral candidates in engineering and computer science who are U.S. citizens and plan to pursue an academic career may receive up to \$5,000 per year from this program. Recipients earn loan forgiveness by teaching in a U.S. college or university.

#### Domenica Rea D'Onofrio Graduate Fellowships

Approximately \$8,000 per year may be awarded in this fellowship program to native-born citizens of Italy. Three Italian students were supported on this fellowship in 1994-95.

#### Tuition Waivers

Outstanding students who are not residents of Georgia may receive out-of-state tuition waivers. Approximately 150 of these are awarded annually.

**Table 2.9 President's Fellowship Survey**

Academic Year	New Fellows	Awarded Terminal M.S.	Awarded Ph.D.	Ph.D.'s Completed in Award Year
1985-86	12	4	6	6
1986-87	9	3	5	4
1987-88	71	30	25	5
1988-89	75	24	23	5
1989-90	67	31	13	7
1990-91	90	22	6	8
1991-92	81	24	0	15
1992-93	76	7	0	19
1993-94	73	0	0	24
1994-95	72	4	0	32

Source: Director, Graduate Co-op and Fellowship Programs



## ENROLLMENT

**Table 2.10 Students Enrolled by Country of Residence, Fall Quarter 1995**

Country	Undergraduate	Graduate	Total	Country	Undergraduate	Graduate	Total
Afghanistan	0	1	1	Italy	3	8	11
Anguilla	0	1	1	Jamaica	5	5	10
Antigua & Barbuda	0	1	1	Japan	13	10	23
Argentina	5	5	10	Jordan	0	5	5
Australia	0	0	0	Kazakhstan	1	0	1
Bahamas	4	0	4	Kenya	2	2	4
Bangladesh	9	5	14	Kuwait	0	1	1
Barbados	0	0	0	Latvia	0	0	0
Belgium	2	3	5	Lebanon	8	8	16
Belize	1	0	1	Liberia	0	0	0
Bermuda	2	0	2	Macau	1	0	1
Bolivia	0	1	1	Macedonia	1	0	1
Brazil	4	12	16	Malaysia	2	3	5
British Guiana So. America	1	0	1	Mexico	1	6	7
British Virgin Islands	3	0	3	Morocco	1	5	6
British West Indies	0	1	1	Netherlands	0	4	4
Bulgaria	0	3	3	Neutral Zone	1	0	1
Burma	0	1	1	Nicaragua	1	1	2
Cameroon	0	2	2	Nigeria	1	1	2
Canada	5	10	15	Norway	0	5	5
Chile	0	1	1	Pakistan	14	29	43
China	5	189	194	Panama	15	3	18
Colombia	4	18	22	Peru	3	0	3
Costa Rica	8	2	10	Philippines	1	5	6
Croatia	0	2	2	Poland	0	1	1
Cyprus	0	1	1	Portugal	0	2	2
Czech Republic	0	1	1	Qatar	0	0	0
Czechoslovakia	0	4	4	Republic of Korea	8	91	99
Dem Peoples Rep of Kam.	1	0	1	Romania	1	16	17
Denmark	0	2	2	Russia	1	4	5
Dominican Republic	1	3	4	Saudi Arabia	0	11	11
Ecuador	2	1	3	Scotland	0	0	0
Egypt	1	6	7	Sierra Leone	2	0	2
El Salvador	1	1	2	Singapore	0	2	2
England	1	8	9	Slovenia	0	1	1
Ethiopia	1	1	2	South Africa	1	3	4
Fed Republic of Germany	2	34	36	Spain	3	6	9
Finland	0	1	1	Sri Lanka	0	4	4
France	3	55	58	Suriname	1	0	1
Gabon	1	0	1	Sweden	1	2	3
German Dem Republic	3	0	3	Switzerland	1	4	5
Germany (Berlin)	1	7	8	Syrian Arab Republic	1	0	1
Ghana	2	4	6	Taiwan Rep of China	7	50	57
Great Britain	5	2	7	Thailand	1	13	14
Greece	1	13	14	Togo	1	0	1
Grenada	0	1	1	Trinidad & Tobago	3	0	3
Guatemala	1	0	1	Tunisia	0	2	2
Guyana	0	0	0	Turkey	3	35	38
Haiti	0	1	1	Ukraine	0	2	2
Honduras	3	0	3	United Arab Emirates	0	0	0
Hong Kong	4	5	9	United States	2	0	2
Iceland	0	3	3	USSR	0	4	4
India	36	137	173	Vatican City	1	0	1
Indonesia	6	9	15	Venezuela	1	14	15
Iraq	0	1	1	Vietnam	0	1	1
Ireland	1	1	2	Yemen	0	0	0
Islamic Rep of Iran	1	7	8	Yugoslavia	1	4	5
Israel	0	5	5	Zimbabwe	0	2	2
				Total	245	947	1,192

Source: Office of the Registrar



## ENROLLMENT

**Table 2.11 Students Enrolled by State of Residence, Fall Quarter 1995**

State	Institute	Undergraduate			Total	Graduate			Total
	Total	Male	Female	Minority		Male	Female	Minority	
Alabama	237	118	36	47	154	63	20	10	83
Alaska	5	3	1	1	4	1	0	0	1
Arizona	26	6	3	1	9	15	2	4	17
Arkansas	25	12	6	4	18	6	1	1	7
California	160	40	20	29	60	76	24	35	100
Colorado	29	12	2	3	14	13	2	0	15
Connecticut	90	60	11	10	71	15	4	1	19
Delaware	15	10	0	4	10	4	1	1	5
District of Columbia	15	4	6	7	10	3	2	4	5
Florida	844	509	150	173	659	142	43	46	185
Georgia	7,189	4,344	1,765	1,335	6,109	766	314	203	1,080
Hawaii	18	5	2	4	7	9	2	7	11
Idaho	4	1	0	0	1	2	1	1	3
Illinois	102	29	17	17	46	37	19	13	56
Indiana	41	14	7	3	21	16	4	5	20
Iowa	8	3	1	0	4	3	1	1	4
Kansas	8	4	2	0	6	2	0	0	2
Kentucky	70	39	10	7	49	14	7	2	21
Louisiana	94	43	21	13	64	25	5	14	30
Maine	11	4	3	1	7	2	2	0	4
Maryland	206	100	52	40	152	39	15	14	54
Massachusetts	119	72	9	8	81	31	7	6	38
Michigan	64	15	14	11	29	29	6	8	35
Minnesota	35	8	6	3	14	18	3	7	21
Mississippi	47	23	5	10	28	12	7	7	19
Missouri	48	17	5	5	22	20	6	5	26
Montana	4	0	1	0	1	2	1	1	3
Nebraska	9	3	0	1	3	4	2	0	6
Nevada	5	2	0	1	2	3	0	0	3
New Hampshire	16	9	5	0	14	1	1	0	2
New Jersey	175	102	30	40	132	36	7	16	43
New Mexico	23	4	0	2	4	12	7	5	19
New York	298	169	41	77	210	64	24	22	88
North Carolina	254	135	36	31	171	64	19	20	83
North Dakota	2	0	0	0	0	2	0	1	2
Ohio	127	59	17	20	76	41	10	7	51
Oklahoma	21	7	0	3	7	10	4	1	14
Oregon	18	7	4	1	11	6	1	0	7
Pennsylvania	168	73	37	20	110	43	15	3	58
Rhode Island	10	8	0	0	8	2	0	1	2
South Carolina	324	189	57	70	246	64	14	9	78
South Dakota	1	0	0	0	0	1	0	0	1
Tennessee	245	128	41	32	169	64	12	15	76
Texas	163	66	38	27	104	39	20	13	59
Utah	14	2	0	0	2	7	5	1	12
Vermont	4	2	2	0	4	0	0	0	0
Virginia	284	149	48	27	197	65	22	19	87
Washington	27	8	1	1	9	13	5	4	18
West Virginia	16	12	2	3	14	0	2	0	2
Wisconsin	26	10	5	3	15	10	1	0	11
Wyoming	1	1	0	0	1	0	0	0	0
Other U.S. Territories and Possessions									
Guam	1	1	0	0	1	0	0	0	0
Puerto Rico	89	51	10	58	61	20	8	28	28
Virgin Islands	7	5	0	4	5	1	1	2	2
Other	2	2	0	2	2	0	0	0	0
<b>Total</b>	<b>11,844</b>	<b>6,699</b>	<b>2,529</b>	<b>2,159</b>	<b>9,228</b>	<b>1,937</b>	<b>679</b>	<b>563</b>	<b>2,616</b>

Source: Office of the Registrar



## ENROLLMENT

**Table 2.12 Students Enrolled by Georgia County, Fall Quarter 1995**

County	Undergrad.	Graduate	Total	County	Undergrad.	Graduate	Total	County	Undergrad.	Graduate	Total
Appling	11	0	11	Evans	3	0	3	Newton	23	1	24
Atkinson	0	0	0	Fannin	8	0	8	Oconee	14	1	15
Bacon	1	0	1	Fayette	197	8	205	Oglethorpe	1	0	1
Baker	1	0	1	Floyd	60	4	64	Paulding	20	2	22
Baldwin	11	1	12	Forsyth	42	3	45	Peach	10	2	12
Banks	8	0	8	Franklin	5	0	5	Pickens	9	2	11
Barrow	10	2	12	Fulton	837	300	1,137	Pierce	2	0	2
Bartow	33	5	38	Gilmer	4	0	4	Pike	10	0	10
Ben Hill	5	0	5	Glascock	1	0	1	Polk	12	0	12
Berrien	5	0	5	Glynn	39	3	42	Pulaski	5	0	5
Bibb	76	6	82	Gordon	21	3	24	Putnam	4	1	5
Bleckley	5	1	6	Grady	9	0	9	Quitman	2	0	2
Brantley	2	0	2	Greene	6	0	6	Rabun	8	2	10
Brooks	2	0	2	Gwinnett	812	111	923	Randolph	0	0	0
Bryan	16	1	17	Habersham	30	0	30	Richmond	109	8	117
Bulloch	30	2	32	Hall	83	8	91	Rockdale	80	9	89
Burke	8	0	8	Hancock	0	0	0	Schley	0	0	0
Butts	5	1	6	Haralson	6	1	7	Screven	1	1	2
Calhoun	4	0	4	Harris	11	0	11	Seminole	1	0	1
Camden	19	1	20	Hart	11	2	13	Spalding	24	5	29
Candler	3	0	3	Heard	9	0	9	Stephens	15	1	16
Carroll	49	5	54	Henry	56	13	69	Stewart	1	0	1
Catoosa	27	1	28	Houston	76	4	80	Sumter	12	2	14
Charlton	0	0	0	Irwin	4	0	4	Talbot	3	0	3
Chatham	138	15	153	Jackson	6	1	7	Taliaferro	0	0	0
Chattahoochee	1	0	1	Jasper	2	1	3	Tattnall	2	1	3
Chattooga	8	0	8	Jeff Davis	3	0	3	Taylor	0	0	0
Cherokee	84	10	94	Jefferson	3	1	4	Telfair	4	0	4
Clarke	42	11	53	Jenkins	2	0	2	Terrell	2	0	2
Clay	1	0	1	Johnson	3	0	3	Thomas	15	2	17
Clayton	191	15	206	Jones	3	1	4	Tift	21	1	22
Clinch	2	0	2	Lamar	6	1	7	Toombs	15	0	15
Cobb	919	211	1,130	Lanier	0	0	0	Towns	3	0	3
Coffee	6	0	6	Laurens	17	2	19	Treutlen	0	0	0
Colquitt	8	0	8	Lee	10	1	11	Troup	21	3	24
Columbia	129	9	138	Liberty	11	0	11	Turner	0	0	0
Cook	2	0	2	Lincoln	7	0	7	Twiggs	1	0	1
Coweta	62	4	66	Long	0	0	0	Union	2	0	2
Crawford	1	0	1	Lowndes	41	5	46	Upson	11	0	11
Crisp	4	0	4	Lumpkin	3	1	4	Walker	14	4	18
Dade	2	0	2	Macon	2	0	2	Walton	22	2	24
Dawson	4	1	5	Madison	7	1	8	Ware	11	2	13
Decatur	4	2	6	Marion	1	1	2	Warren	1	0	1
DeKalb	752	212	964	McDuffie	12	0	12	Washington	12	0	12
Dodge	8	0	8	McIntosh	1	1	2	Wayne	9	0	9
Dooly	2	0	2	Meriwether	3	3	6	Webster	1	0	1
Dougherty	66	3	69	Miller	1	0	1	Wheeler	1	0	1
Douglas	79	10	89	Mitchell	5	0	5	White	7	0	7
Early	5	1	6	Monroe	7	0	7	Whitfield	60	7	67
Echols	0	0	0	Montgomery	3	0	3	Wilcox	2	0	2
Effingham	20	1	21	Morgan	15	0	15	Wilkes	5	0	5
Elbert	6	0	6	Murray	4	0	4	Wilkinson	3	1	4
Emanuel	6	0	6	Muscogee	101	4	105	Worth	3	1	4
								Total	6,106	1,076	7,182

# ENROLLMENT

**Fig. 2.5. Enrollment by Georgia County of Residence, Fall Quarter 1995**



## ENROLLMENT

**Table 2.13 Class Enrollment by Gender and Ethnicity, Fall Quarter 1995**

Class	Asian		Black		Hispanic		American Indian		White		Multiracial	
	M	F	M	F	M	F	M	F	M	F	M	F
<u>Undergraduate</u>												
JEPHS**	0	2	0	0	0	0	1	0	9	1	0	0
Freshman	183	70	173	72	63	17	5	1	1,331	527	18	5
Sophomore	149	69	105	57	70	8	3	2	1,118	429	2	1
Junior	163	54	100	89	64	21	1	2	1,087	371	3	0
Senior	244	88	185	127	76	23	4	0	1,701	490	0	0
Special Undergraduate	4	6	11	11	2	1	0	0	30	24	0	0
Total Undergraduate	743	289	574	356	275	70	14	5	5,276	1,842	23	6
<u>Graduate</u>												
Master's	198	65	87	46	73	26	5	1	923	312	0	0
Ph.D.	435	73	74	35	58	9	3	1	798	245	0	0
Special Graduate	8	4	3	2	0	0	0	0	66	13	0	0
Total Graduate	641	142	164	83	131	35	8	2	1,787	570	0	0
<u>Institute</u>												
Total	1,384	431	738	439	406	105	22	7	7,063	2,412	23	6

\*\* JEPHS=Joint Enrollment Program for High School Students

**Table 2.14 Class Enrollment by Gender and Year, Fall Quarters 1993-95**

Class	1993			1994			1995		
	M	F	Total	M	F	Total	M	F	Total
<u>Undergraduate</u>									
JEPHS**	16	5	21	22	14	36	10	3	13
Freshman	1,716	581	2,297	1,763	620	2,383	1,773	692	2,465
Sophomore	1,500	536	2,036	1,418	524	1,942	1,447	566	2,013
Junior	1,476	546	2,022	1,443	532	1,975	1,418	537	1,955
Senior	2,070	658	2,728	2,118	654	2,772	2,210	728	2,938
Special Undergraduate	44	34	78	57	48	105	47	42	89
Total Undergraduate	6,822	2,360	9,182	6,821	2,392	9,213	6,905	2,568	9,473
<u>Graduate</u>									
Master's	1,417	439	1,856	1,382	473	1,855	1,286	450	1,736
Ph.D.	1,389	337	1,726	1,392	340	1,732	1,368	363	1,731
Special Graduate	64	18	82	81	20	101	77	19	96
Total Graduate	2,870	794	3,664	2,855	833	3,688	2,731	832	3,563
<u>Institute</u>									
Total	9,692	3,154	12,846	9,676	3,225	12,901	9,636	3,400	13,036

\*\* JEPHS=Joint Enrollment Program for High School Students

Source: Office of the Registrar

# ENROLLMENT

**Table 2.15 Undergraduate Enrollment by College, Ethnicity and Gender, Fall Quarter 1995**

School	Asian		Black		Hispanic		American Indian		White		Multi-Racial		Total
	M	F	M	F	M	F	M	F	M	F	M	F	
<u>Architecture</u>													
Architecture	22	27	13	11	11	2	0	0	166	80	0	0	332
Building Construction	2	1	3	1	0	0	0	0	67	15	0	0	89
Industrial Design	10	10	3	3	1	2	0	0	68	36	1	0	134
<b>Total Architecture</b>	<b>34</b>	<b>38</b>	<b>19</b>	<b>15</b>	<b>12</b>	<b>4</b>	<b>0</b>	<b>0</b>	<b>301</b>	<b>131</b>	<b>1</b>	<b>0</b>	<b>555</b>
<u>Computing</u>													
Computer Science	73	14	33	10	15	3	1	0	455	55	0	0	659
<b>Total Computing</b>	<b>73</b>	<b>14</b>	<b>33</b>	<b>10</b>	<b>15</b>	<b>3</b>	<b>1</b>	<b>0</b>	<b>455</b>	<b>55</b>	<b>0</b>	<b>0</b>	<b>659</b>
<u>Engineering</u>													
Aerospace	20	2	16	5	10	1	0	0	159	31	1	0	245
Ceramic	0	0	1	0	1	0	0	0	3	1	0	0	6
Chemical	67	32	40	66	15	9	0	2	416	177	1	0	825
Civil	27	11	34	25	31	7	2	1	425	135	2	0	700
Computer Engineering	61	9	40	9	17	2	2	0	284	17	1	0	442
Electrical	170	20	122	49	43	6	3	0	660	72	2	0	1,147
Eng. Sci. and Mechanics	0	0	0	0	0	0	0	0	3	0	0	0	3
Industrial and Systems	54	37	44	49	50	11	2	0	448	215	1	0	911
Materials	6	0	2	2	0	0	0	0	44	10	0	0	64
Mechanical	87	11	80	28	37	5	0	1	724	110	5	3	1,091
Nuclear	1	1	1	1	1	0	0	0	34	6	0	0	45
Textiles	1	1	3	3	0	1	0	0	16	9	0	0	34
Textile Chemistry	3	1	0	4	0	0	0	0	34	15	0	0	57
Textile Engineering	8	2	2	4	2	0	0	0	71	34	0	0	123
Undeclared Engineering	25	8	20	7	5	2	0	1	268	96	4	1	437
<b>Total Engineering</b>	<b>530</b>	<b>135</b>	<b>405</b>	<b>252</b>	<b>212</b>	<b>44</b>	<b>9</b>	<b>5</b>	<b>3,589</b>	<b>928</b>	<b>17</b>	<b>4</b>	<b>6,130</b>
<u>Ivan Allen</u>													
Economics	0	1	4	6	0	1	0	0	24	8	0	0	44
History, Technology, and Soc.	0	1	2	1	1	1	0	0	19	13	0	0	38
International Affairs	4	5	4	1	4	3	0	0	68	71	1	0	161
Management	11	17	62	18	11	5	2	0	340	240	0	0	706
Management Science	1	2	0	1	1	0	0	0	25	16	0	0	46
Science, Technology & Culture	1	0	2	2	0	0	0	0	9	10	0	0	24
Undeclared Ivan Allen	5	2	5	1	2	0	0	0	37	25	1	0	78
<b>Total Ivan Allen</b>	<b>22</b>	<b>28</b>	<b>79</b>	<b>30</b>	<b>19</b>	<b>10</b>	<b>2</b>	<b>0</b>	<b>522</b>	<b>383</b>	<b>2</b>	<b>0</b>	<b>1,097</b>
<u>Sciences</u>													
Biology	34	32	11	21	7	3	0	0	118	141	2	0	369
Chemistry	15	14	5	3	3	2	0	0	63	61	0	2	168
Earth and Atmosphere	1	1	0	2	0	2	0	0	16	14	0	0	36
Mathematics	3	4	5	5	1	0	0	0	33	28	0	0	79
Physics	9	2	3	2	1	1	1	0	92	17	1	0	129
Psychology	2	3	1	1	0	0	0	0	19	26	0	0	52
Undeclared Sciences	20	18	13	15	5	1	1	0	68	58	0	0	199
<b>Total Sciences</b>	<b>84</b>	<b>74</b>	<b>38</b>	<b>49</b>	<b>17</b>	<b>9</b>	<b>2</b>	<b>0</b>	<b>409</b>	<b>345</b>	<b>3</b>	<b>2</b>	<b>1,032</b>
<u>Institute</u>													
<b>Total</b>	<b>743</b>	<b>289</b>	<b>574</b>	<b>356</b>	<b>275</b>	<b>70</b>	<b>14</b>	<b>5</b>	<b>5,276</b>	<b>1,842</b>	<b>23</b>	<b>6</b>	<b>9,473</b>

## ENROLLMENT

**Table 2.16 Graduate Enrollment by College, Ethnicity, and Gender, Fall Quarter 1995**

School	Asian		Black		Hispanic		American Indian		White		Multi-Racial		Total
	M	F	M	F	M	F	M	F	M	F	M	F	
<u>Architecture</u>													
Architecture	21	9	9	5	3	4	0	0	77	44	0	0	172
City Planning	4	3	9	6	1	3	0	0	35	25	0	0	86
Industrial Design	1	0	0	0	0	0	0	0	1	0	0	0	2
<b>Total Architecture</b>	<b>26</b>	<b>12</b>	<b>18</b>	<b>11</b>	<b>4</b>	<b>7</b>	<b>0</b>	<b>0</b>	<b>113</b>	<b>69</b>	<b>0</b>	<b>0</b>	<b>260</b>
<u>Computing</u>													
Computer Science	45	6	10	4	8	1	1	0	106	23	0	0	204
<b>Total Computing</b>	<b>45</b>	<b>6</b>	<b>10</b>	<b>4</b>	<b>8</b>	<b>1</b>	<b>1</b>	<b>0</b>	<b>106</b>	<b>23</b>	<b>0</b>	<b>0</b>	<b>204</b>
<u>Engineering</u>													
Aerospace	68	7	6	1	5	1	1	0	88	13	0	0	190
Ceramic	5	1	1	1	2	0	0	0	7	4	0	0	21
Chemical	16	3	8	4	1	2	1	0	60	22	0	0	117
Civil	54	3	14	4	20	3	0	0	117	31	0	0	246
Electrical	199	16	34	15	30	6	2	0	382	51	0	0	735
Eng. Sci. & Mechanics	5	1	1	0	0	0	0	0	5	0	0	0	12
Environmental	22	9	5	1	1	0	0	0	69	30	0	0	137
Health Physics	1	1	1	0	0	0	0	0	34	9	0	0	46
Health Systems	3	1	0	2	0	0	0	0	5	3	0	0	14
Industrial and Systems	27	12	7	1	12	8	0	0	108	34	0	0	209
Materials	3	1	0	0	1	0	0	0	8	2	0	0	15
Mechanical	42	8	24	8	15	0	1	0	222	36	0	0	356
Metallurgical Engineering	12	1	3	2	2	0	0	0	13	7	0	0	40
Nuclear	4	2	0	2	4	0	0	0	21	4	0	0	37
Operations Research	1	2	0	0	0	0	0	0	6	1	0	0	10
Textiles	0	0	0	0	0	0	0	0	3	1	0	0	4
Textile Chemistry	2	1	0	0	0	0	0	0	1	3	0	0	7
Textile Engineering	24	13	0	1	0	1	0	0	8	5	0	0	52
Undeclared Engineering	0	0	0	0	0	0	0	0	1	0	0	0	1
<b>Total Engineering</b>	<b>488</b>	<b>82</b>	<b>104</b>	<b>42</b>	<b>93</b>	<b>21</b>	<b>5</b>	<b>0</b>	<b>1,158</b>	<b>256</b>	<b>0</b>	<b>0</b>	<b>2,249</b>
<u>Ivan Allen</u>													
Economics	2	2	1	0	1	0	0	0	5	9	0	0	20
History of Technology	0	0	0	0	0	0	0	0	10	5	0	0	15
History, Technology, and Soc.	0	0	0	0	0	0	0	0	1	0	0	0	1
Information Design & Tech.	2	0	0	2	0	1	0	0	15	17	0	0	37
Management	19	8	6	5	11	1	0	0	111	45	0	0	206
Management of Technology	1	0	2	0	2	0	0	0	14	4	0	0	23
Public Policy	1	1	1	1	1	1	0	0	17	21	0	0	44
Technology and Sci. Policy	0	1	0	0	0	0	0	0	1	1	0	0	3
<b>Total Ivan Allen</b>	<b>25</b>	<b>12</b>	<b>10</b>	<b>8</b>	<b>15</b>	<b>3</b>	<b>0</b>	<b>0</b>	<b>174</b>	<b>102</b>	<b>0</b>	<b>0</b>	<b>349</b>
<u>Sciences</u>													
Biology	8	4	2	1	1	0	0	1	14	9	0	0	40
Chemistry	10	12	9	9	1	3	0	1	45	33	0	0	123
Earth and Atmos. Science	15	5	1	1	1	0	0	0	34	13	0	0	70
Mathematics	9	3	2	2	7	0	1	0	36	19	0	0	79
Physics	12	3	6	1	1	0	1	0	65	7	0	0	96
Psychology	3	3	1	4	0	0	0	0	40	38	0	0	89
Undeclared Sciences	0	0	1	0	0	0	0	0	2	1	0	0	4
<b>Total Sciences</b>	<b>57</b>	<b>30</b>	<b>22</b>	<b>18</b>	<b>11</b>	<b>3</b>	<b>2</b>	<b>2</b>	<b>236</b>	<b>120</b>	<b>0</b>	<b>0</b>	<b>501</b>
<u>Institute</u>													
<b>Total</b>	<b>641</b>	<b>142</b>	<b>164</b>	<b>83</b>	<b>131</b>	<b>35</b>	<b>8</b>	<b>2</b>	<b>1,787</b>	<b>570</b>	<b>0</b>	<b>0</b>	<b>3,563</b>

Source: Office of the Registrar



# ENROLLMENT

**Table 2.17 Undergraduate Enrollment by College, Fall Quarters 1986-95**

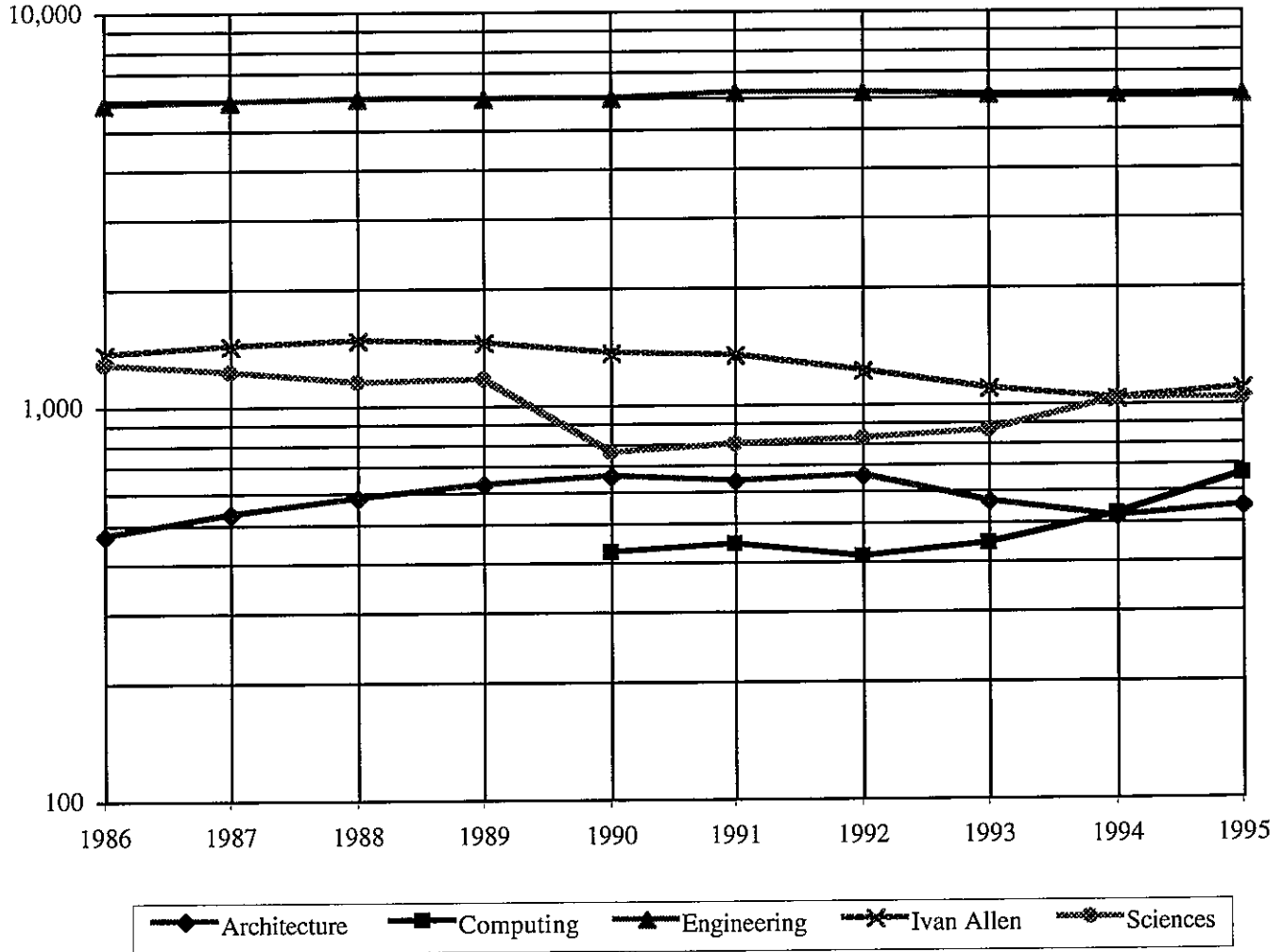
School	1986	1987	1988	1989	1990	1991	1992	1993	1994	1995
<u>Architecture</u>										
Architecture	333	373	410	454	476	446	443	367	312	332
Building Construction	69	87	83	92	96	98	102	88	86	89
Industrial Design	75	78	85	91	94	99	112	116	123	134
Undeclared Architecture	—	—	6	—	1	2	1	0	0	0
Total Architecture	477	538	584	637	667	645	658	571	521	555
<u>Computing</u>										
Computer Science	—	—	—	—	427	445	411	449	528	659
Total Computing	—	—	—	—	427	445	411	449	528	659
<u>Engineering</u>										
Aerospace	602	617	530	512	443	389	386	334	265	245
Ceramic and Materials	51	59	68	71	86	100	99	110	92	70
Chemical	504	464	413	416	457	560	693	740	790	825
Civil	450	448	480	467	504	594	607	631	691	700
Computer Engineering	—	—	—	89	189	227	255	311	360	442
Electrical	1,636	1,629	1,593	1,519	1,395	1,424	1,314	1,269	1,174	1,147
Engineering Science and Mechanics	93	82	79	64	60	54	53	30	14	3
Industrial and Systems	873	876	909	897	852	861	797	815	858	911
Mechanical	990	1,096	1,178	1,227	1,229	1,282	1,247	1,115	1,113	1,091
Nuclear and Health Physics	149	135	111	101	83	72	73	63	59	45
Textiles	26	23	29	41	43	52	53	44	39	34
Textile Chemistry	15	12	17	16	19	23	24	37	49	57
Textile Engineering	57	54	66	93	118	128	132	145	142	123
Undeclared Engineering	392	434	530	558	578	505	473	530	461	437
Total Engineering	5,838	5,929	6,003	6,071	6,056	6,271	6,206	6,174	6,107	6,130
<u>Ivan Allen</u>										
Economics	24	37	51	61	64	52	42	38	43	44
History, Technology, and Society	—	—	—	—	—	8	24	32	30	38
International Affairs	—	—	—	—	—	85	153	173	168	161
Literature, Communication, and Culture	—	—	—	—	—	6	11	19	0	0
Management	1,146	1,235	1,265	1,233	1,162	1,065	889	746	667	706
Management Science	108	69	50	56	49	36	41	46	46	46
Science, Technology and Culture	—	—	—	—	—	—	—	—	24	24
Undeclared Management	75	80	107	99	88	77	67	50	50	78
Total Ivan Allen	1,353	1,421	1,473	1,449	1,363	1,329	1,227	1,104	1,028	1,097
<u>Sciences</u>										
Applied Biology	171	165	157	182	198	239	249	274	324	369
Applied Chemistry	78	77	91	99	97	122	137	139	152	168
Earth and Atmosphere Sciences	—	—	—	—	—	—	—	—	42	36
Information and Computer Science	563	512	458	435	—	—	—	—	—	—
Mathematics	106	100	80	91	86	79	77	83	83	79
Physics	188	182	187	175	161	153	140	159	147	129
Psychology	45	33	44	44	39	30	36	39	48	52
Undeclared Sciences	121	148	136	141	176	174	178	171	232	199
Total Sciences	1,272	1,217	1,153	1,167	757	797	817	865	1,028	1,032
<u>Institute</u>										
Total	8,940	9,105	9,213	9,324	9,270	9,487	9,319	9,163	9,212	9,473

Source: Office of the Registrar



# ENROLLMENT

**Fig. 2.6 Undergraduate Enrollment by College  
Fall Quarters 1986-95**



*Note:* Except for the College of Engineering, data are not directly comparable to previous years due to a major academic restructuring beginning in Fiscal Year 1990. Vertical scale is logarithmic to better display the mix of a large and several smaller numbers.

## ENROLLMENT

**Table 2.18 Graduate Enrollment by College, Fall Quarters 1986-95**

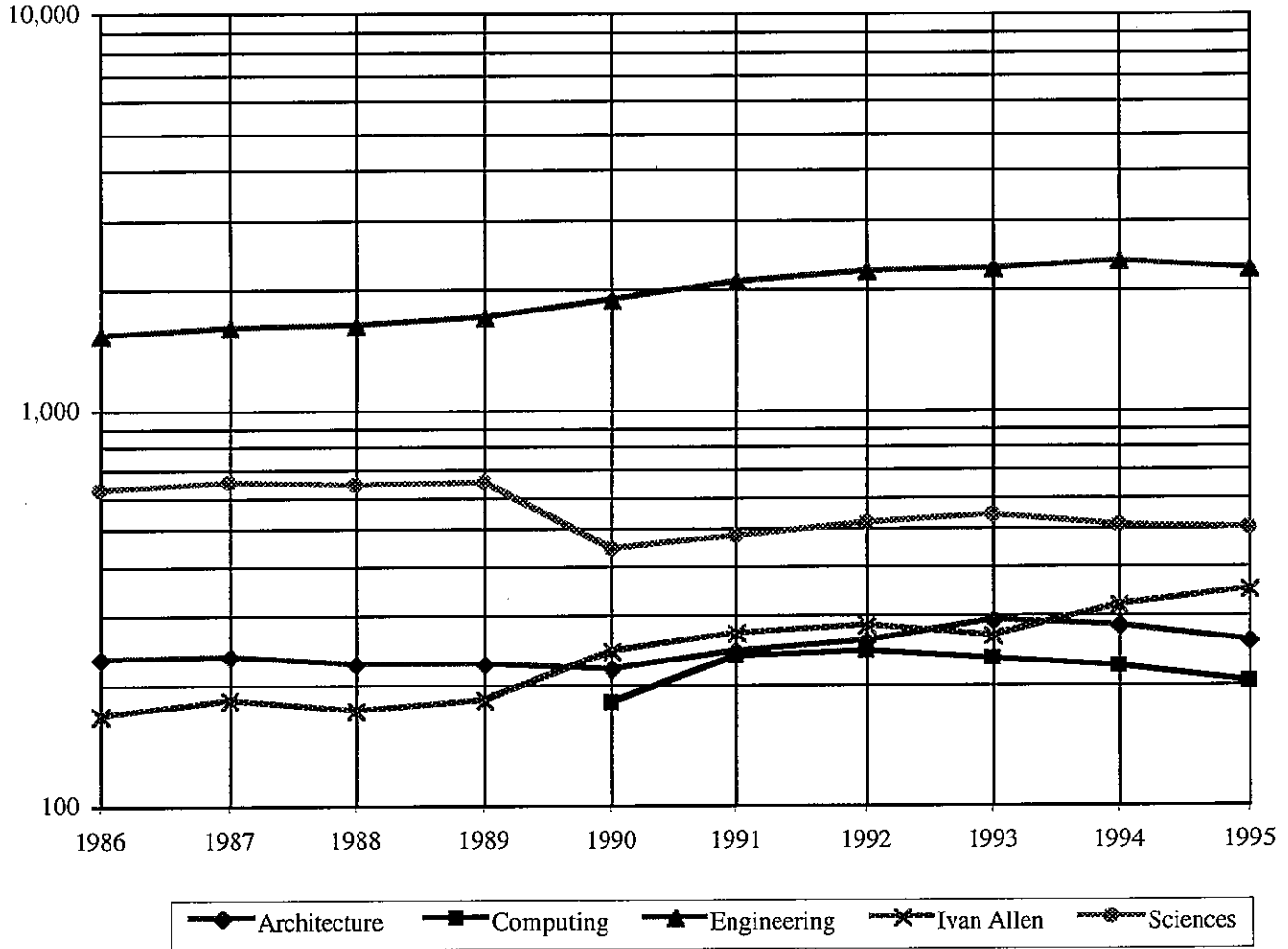
School	1986	1987	1988	1989	1990	1991	1992	1993	1994	1995
<u>Architecture</u>										
Architecture	180	171	174	173	165	171	180	193	192	172
Building Construction	—	—	—	—	1	—	—	—	—	—
City Planning	54	65	52	54	54	74	81	98	91	86
Industrial Design	—	—	—	—	—	—	—	—	—	2
<b>Total Architecture</b>	<b>234</b>	<b>236</b>	<b>226</b>	<b>227</b>	<b>220</b>	<b>245</b>	<b>261</b>	<b>291</b>	<b>283</b>	<b>260</b>
<u>Computing</u>										
Computer Science	—	—	—	—	182	239	246	233	225	204
<b>Total Computing</b>	<b>—</b>	<b>—</b>	<b>—</b>	<b>—</b>	<b>182</b>	<b>239</b>	<b>246</b>	<b>233</b>	<b>225</b>	<b>204</b>
<u>Engineering</u>										
Aerospace	122	140	162	177	164	174	191	206	240	190
Ceramic and Materials	17	17	20	21	30	25	21	39	43	36
Chemical	90	78	78	73	75	83	86	96	108	117
Civil	153	179	164	190	188	178	212	217	216	246
Electrical	541	572	591	624	667	700	740	807	817	735
Engineering Science and Mechanics	23	17	21	26	25	25	30	25	17	12
Environmental Engineering	24	26	31	34	57	80	90	88	125	137
Health Systems	—	—	—	—	—	—	—	—	10	14
Industrial and Systems	169	198	200	198	247	317	299	251	220	209
Mechanical	264	232	224	224	257	311	334	320	314	356
Metallurgical	29	34	31	25	29	36	33	38	38	40
Nuclear and Health Physics	69	74	79	78	89	97	122	117	105	83
Operations Research	—	—	—	—	—	—	—	—	18	10
Textiles	8	6	3	9	13	19	15	13	6	4
Textile Chemistry	5	9	5	3	6	8	5	4	4	7
Textile Engineering	10	14	20	21	35	41	45	45	58	52
Undeclared Engineering	—	—	—	—	—	—	—	—	12	1
<b>Total Engineering</b>	<b>1,524</b>	<b>1,596</b>	<b>1,629</b>	<b>1,703</b>	<b>1,882</b>	<b>2,094</b>	<b>2,223</b>	<b>2,266</b>	<b>2,351</b>	<b>2,249</b>
<u>Ivan Allen</u>										
Economics	—	—	—	—	—	2	3	8	24	20
History of Technology	—	—	—	—	—	—	—	—	7	15
History, Technology & Society	—	—	—	—	—	—	—	—	—	1
Information, Design & Technology	—	—	—	—	—	—	—	—	33	37
Management	168	182	173	185	186	219	232	220	213	206
Management Science	1	1	—	—	—	—	—	—	—	—
Management of Technology	—	—	—	—	—	—	—	—	—	23
Public Policy	—	—	—	—	—	20	32	32	38	44
Technology and Science Policy	—	—	—	—	59	30	17	8	5	3
<b>Total Ivan Allen</b>	<b>169</b>	<b>183</b>	<b>173</b>	<b>185</b>	<b>245</b>	<b>271</b>	<b>284</b>	<b>268</b>	<b>320</b>	<b>349</b>
<u>Sciences</u>										
Biology	33	38	39	42	45	42	46	46	40	40
Chemistry	90	98	96	98	107	127	115	118	121	123
Earth and Atmospheric Sciences	67	66	68	68	63	69	68	83	68	70
Information and Computer Science	255	218	180	180	—	—	—	—	—	—
Mathematics	48	60	68	64	64	66	90	85	83	79
Physics	68	85	86	84	99	100	113	114	108	96
Psychology	53	57	65	67	64	73	82	90	89	89
Technology and Science Policy	13	29	44	47	—	—	—	—	—	—
Undeclared	—	—	—	—	—	1	1	1	0	4
<b>Total Sciences</b>	<b>627</b>	<b>651</b>	<b>646</b>	<b>650</b>	<b>442</b>	<b>478</b>	<b>515</b>	<b>537</b>	<b>509</b>	<b>501</b>
<u>Institute</u>										
<b>Total</b>	<b>2,554</b>	<b>2,666</b>	<b>2,674</b>	<b>2,765</b>	<b>2,971</b>	<b>3,327</b>	<b>3,529</b>	<b>3,595</b>	<b>3,688</b>	<b>3,563</b>

Source: Office of the Registrar



# ENROLLMENT

**Fig. 2.7 Graduate Enrollment by College  
Fall Quarters 1986-95**



*Note:* Except for the College of Engineering, data are not directly comparable to previous years due to a major academic restructuring beginning in Fiscal Year 1990. Vertical scale is logarithmic to better display the mix of a large and several smaller numbers.

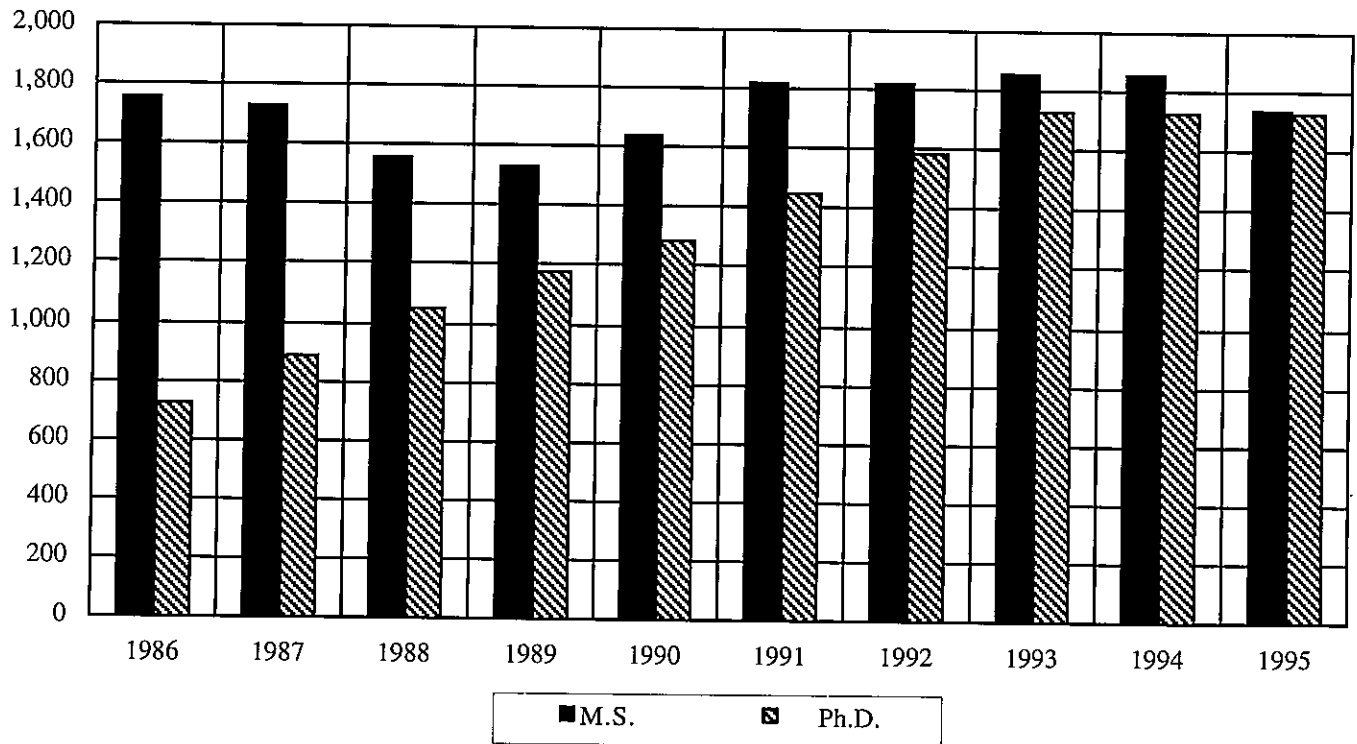
## ENROLLMENT

**Table 2.19 Graduate Enrollment by Degree Program, Fall Quarters 1986-95\***

Year	Architecture		Computing		Engineering		Ivan Allen		Sciences		Total	
	M.S.	Ph.D.	M.S.	Ph.D.	M.S.	Ph.D.	M.S.	Ph.D.	M.S.	Ph.D.	M.S.	Ph.D.
1986	217	12	-	-	1,071	416	158	9	313	284	1,759	721
1987	217	17	-	-	1,034	538	167	11	307	319	1,725	885
1988	205	18	-	-	925	671	156	14	271	349	1,557	1,052
1989	203	17	-	-	916	757	165	18	245	386	1,529	1,178
1990	191	24	73	109	1,062	797	213	25	103	326	1,642	1,281
1991	211	28	106	120	1,165	908	236	31	105	359	1,823	1,446
1992	143	33	108	126	1,217	995	248	34	105	395	1,821	1,583
1993	254	36	95	128	1,160	1,096	254	36	93	430	1,856	1,726
1994	245	37	85	134	1,165	1,115	274	33	86	413	1,855	1,732
1995	226	29	76	120	1,066	1,127	302	38	66	417	1,736	1,731

\*Includes both full- and part-time Ph.D. and M.S. students; does not include special students.

**Fig. 2.8 Graduate Enrollment by Degree Program  
Fall Quarters 1986-95**



# ROTC

## Army ROTC

Tech's Army ROTC program was one of the original ROTC units established by Congress in June 1916. Today approximately 75 students representing each of Tech's major schools and disciplines participate in a military science curriculum that integrates the classroom with field training experiences. Cadets can volunteer for airborne, air assault, northern warfare, and mountain warfare schools during the summer. Tech's Army ROTC program also supports another 50 students from the following Atlanta-area schools: Morris Brown College, Morehouse College, Spelman College, Clark Atlanta University, Kennesaw College, Southern College of Technology, and Emory University.

In addition to its regular four-year scholarship program, Army ROTC offers two- and three-year competitive scholarships. Students may apply for these scholarships without prior enrollment in the ROTC program. ROTC scholarships pay tuition and academic-related fees plus \$150 per month while the student is enrolled in Military Science. Approximately 35% of Tech's Army ROTC cadets today are under full tuition Army scholarships. Students enrolled in Army ROTC, both scholarship and nonscholarship, may participate in the cooperative degree program.

Army ROTC is available for both men and women. Entry can be made anytime prior to the junior year. The program of instruction consists of two phases: basic and advanced. The basic military course, which normally occurs during freshman and sophomore years, explores the contemporary Army in today's society and provides an introduction to principles of management and leadership. The advanced curriculum focuses on situational leadership, ethics, and American defense policies.

Upon successful completion of ROTC, Tech graduates enter a wide range of officer specialties that maximize individual talents and academic backgrounds. Commissions as a second lieutenant are awarded in most branches of the Army, and these officers go on to serve either the regular (active) Army, the U.S. Army Reserve, or the U.S. Army National Guard.

## Navy ROTC

The Navy ROTC Unit at Tech was established in 1926 as one of the six original Naval ROTC Units. The Tech Unit is one of the largest in the country; current enrollment is approximately 90. Non-scholarship Tech students may enroll in the NROTC College Program and compete for scholarships providing up to three years of scholarship benefits. In recent years, all freshmen with a grade point average of 3.0 or higher qualified.

The NROTC Unit places primary emphasis on academic performance. Midshipmen have a strong record of achievement in all aspects of campus life. That tradition carries over into commissioned service as Naval officers. Among many successful graduates who received commissions through the Georgia Tech NROTC Program are RADM Richard Truly, the former director of NASA; William L. Ball III, former secretary of the Navy; John Young, former astronaut; and more than 30 flag and general officers. In keeping with the mission of the NROTC program, Tech graduates are well prepared "...to assume the highest responsibilities of command, citizenship, and government." Traditionally, every graduate of the NROTC program receives a commission in the Navy or Marine Corps and immediately goes on active duty.

## Air Force ROTC

The Air Force ROTC program at Georgia Tech has one of the largest cadet corps in the country. It is organized as a wing with three groups, two squadrons and nine flights. The Georgia Tech unit supplies a leading input of Air Force engineers, with a large representation of both females and minorities. This unit provides the USAF newly commissioned officers for pilot, navigator, missile, and technical billets around the world. The 1995 fall enrollment of 138 students includes 125 Air Force scholarship recipients. This includes 30 females and 51 minority cadets. Four-Year Program: Students entering the four-year program enroll in AFROTC courses in the same manner as they register for other undergraduate courses. Students enrolled in the first two years, the General Military Course (GMC), incur no military obligation unless they are on an AFROTC scholarship. Those students desiring to become commissioned officers must compete for entry into the second two years, the Professional Officers Course (POC), which is normally taken during the last two years of college. Between the sophomore and junior years, cadets normally attend a four-week summer field training session conducted at an Air Force base. Students accepted for the POC become members of the Air Force Reserve and receive a tax-free subsistence allowance of \$150 per month. The GMC covers the development of air power and the contemporary Air Force in the context of U.S. military organization. The POC covers Air Force management and leadership, and American defense policy. Two-Year Program: The two-year program and the last two years of the four-year program are identical in academic content. The basic requirement for entry into this program is that the student must have two academic years remaining in school. This may be at the undergraduate or graduate level or a combination of the two. In addition, candidates must successfully complete a six-week field training course at an Air Force base during the summer preceding their enrollment and be recommended to enter the POC upon their return to campus. AFROTC College Scholarship Program: AFROTC college scholarships are available on a competitive basis to qualified cadets in both programs described above and vary in length from two to four years. Scholarships cover tuition, matriculation, health services, student activity fees, and books. All scholarship cadets also receive the tax-free subsistence allowance of \$150 per month. Eligibility: The Air Force ROTC program at Georgia Tech is open to all students attending a college in the Atlanta area that has a consortium agreement or cross-enrollment agreement with Georgia Tech. Eligible students from all schools are encouraged to apply for scholarships.

**Table 2.20 ROTC Scholarships, Academic Year 1995-96**

Service	# of Students	Total Value
Air Force ROTC	46	\$375,000
Army ROTC	45	300,000
Navy ROTC	70	431,040

Source: Office of the Commanding Officer; Army ROTC, Navy ROTC, Air Force ROTC

## DISTRIBUTION OF GRADES

**Table 2.21 Student Grades by College, Spring Quarter 1995\*\***

College	A	B	C	D	F	S*	U*	I*	W*	V*
Undergraduate Lower Division										
Architecture										
Number	623	381	117	25	23	8	1	5	63	2
Percentage	39.9	30.5	9.3	2.0	1.8	0.6	0.0	0.4	5.0	0.1
Computing										
Number	313	289	147	41	42	5	1	88	84	2
Percentage	30.9	28.5	14.5	4.0	4.1	0.4	0.0	8.6	8.3	0.1
Engineering										
Number	534	525	339	130	97	50	1	13	138	5
Percentage	29.1	28.6	18.5	7.0	5.2	2.7	0.0	0.7	7.5	0.2
Ivan Allen										
Number	1,415	1,898	1,039	291	116	156	3	162	278	19
Percentage	26.3	35.2	19.3	5.4	2.1	2.9	0.0	3.0	5.1	0.3
Sciences										
Number	1,626	1,905	1,659	614	333	660	21	48	297	1
Percentage	22.6	26.5	23.1	8.5	4.6	9.2	0.2	0.6	4.1	0.0
Undergraduate Upper Division										
Architecture										
Number	514	353	98	17	18	40	0	12	54	2
Percentage	46.3	31.8	8.8	1.5	1.6	3.6	0.0	1.0	4.6	0.1
Computing										
Number	208	179	87	13	9	12	1	8	53	22
Percentage	35.1	30.2	14.6	2.1	1.5	2.0	0.1	1.3	8.9	3.7
Engineering										
Number	3,527	3,446	2,136	487	236	93	9	100	518	37
Percentage	33.3	32.5	20.1	4.5	2.2	0.8	0.0	0.9	4.8	0.3
Ivan Allen										
Number	1,952	1,910	679	115	16	134	6	58	251	53
Percentage	37.2	36.4	12.9	2.1	1.4	2.5	0.1	1.1	4.7	1.0
Sciences										
Number	1,521	1,569	965	272	150	112	2	88	338	33
Percentage	30.1	31.0	19.1	5.3	2.9	2.2	0.0	1.7	6.6	0.6
Graduate										
Architecture										
Number	276	193	36	5	3	166	10	7	28	1
Percentage	38.0	26.6	4.9	0.6	0.4	22.8	1.3	0.9	3.8	0.1
Computing										
Number	277	84	19	0	3	122	2	11	32	62
Percentage	45.2	13.7	3.1	0.0	0.4	19.9	0.3	1.7	5.2	10.1
Engineering										
Number	1,581	846	97	5	17	1,480	10	230	124	707
Percentage	31.0	16.5	1.9	0.0	0.3	29.0	0.1	4.5	2.4	13.8
Ivan Allen										
Number	606	302	19	1	0	183	2	9	54	79
Percentage	48.2	24.0	1.5	0.0	0.0	14.5	0.1	0.7	4.3	6.2
Sciences										
Number	391	163	51	1	3	567	3	26	40	284
Percentage	25.5	10.6	3.3	0.0	0.1	37.0	0.1	1.7	2.6	18.5

\*S=Satisfactory Completion of Pass/Fail

\*U=Unsatisfactory Completion of Pass/Fail

\*I=Incomplete

\*W=Withdrawn

\*V=Audit

\*\* Spring 1995 was the most recent data available at time of publication. Look for Fall 1995 data on the World Wide Web in February 1996 at <http://www.irp.gatech.edu>.

Source: Office of the Registrar



## DISTRIBUTION OF GRADES

Fig. 2.9 Undergraduate Lower Division  
Spring Quarter 1995

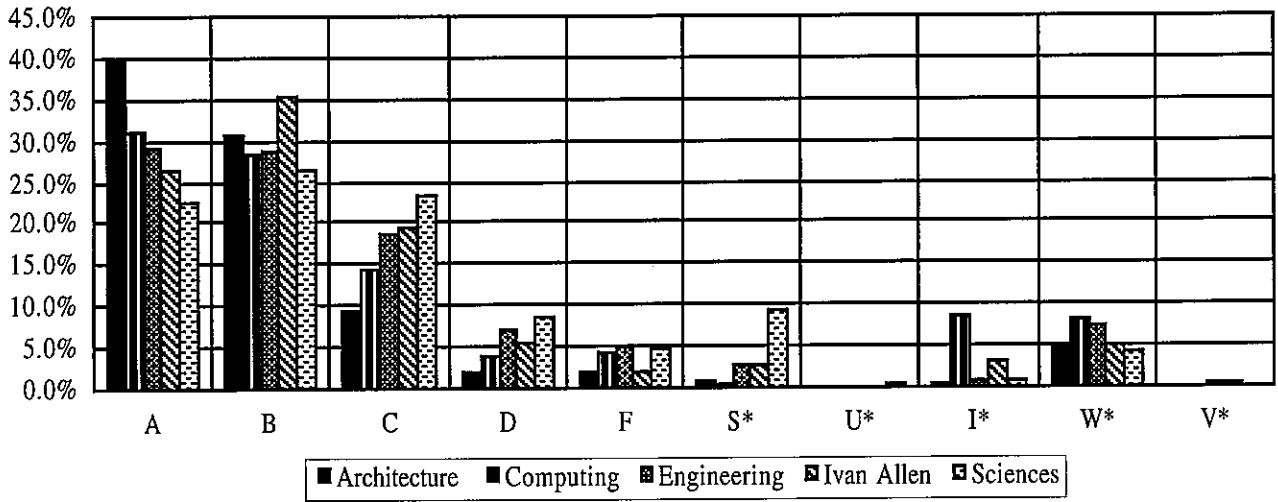


Fig. 2.10 Undergraduate Upper Division  
Spring Quarter 1995

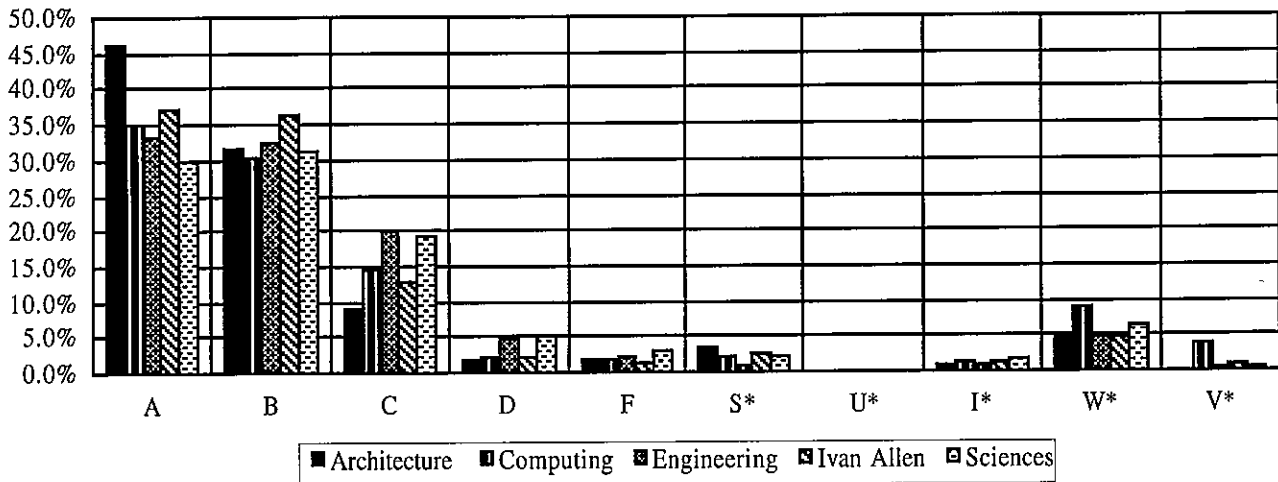
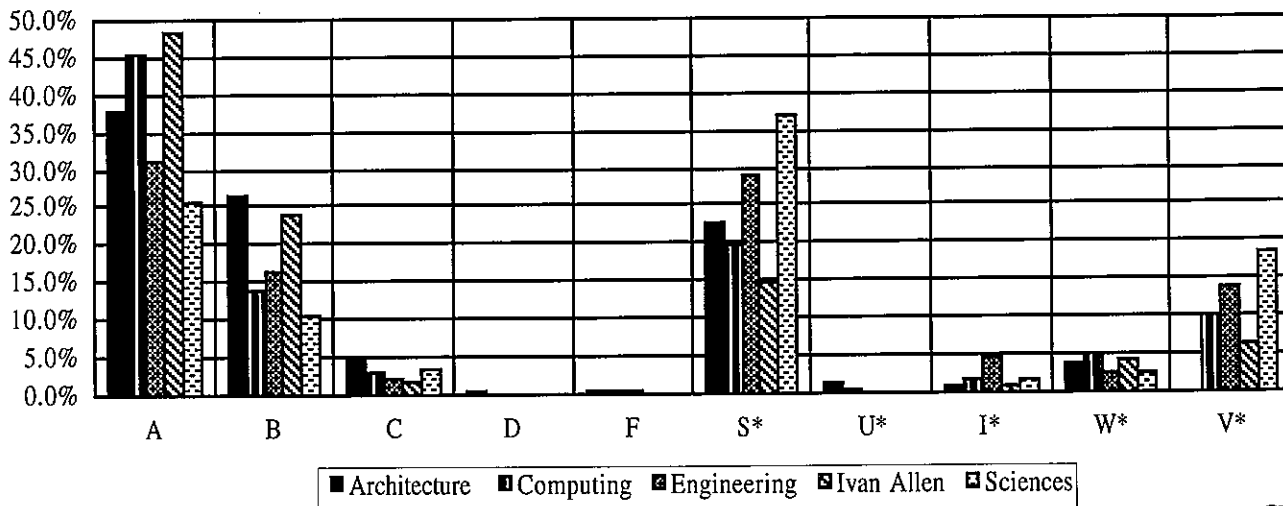


Fig. 2.11 Graduate Division  
Spring Quarter 1995





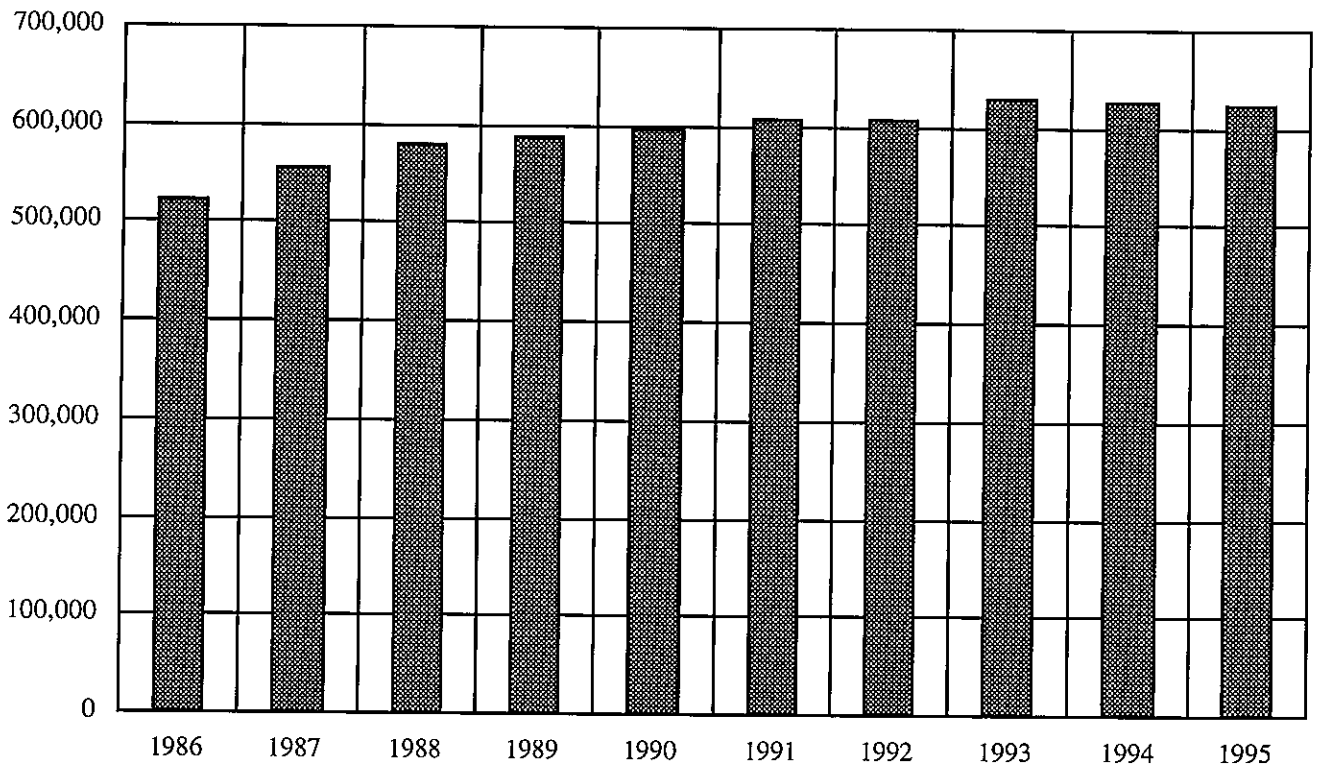
## CREDIT HOURS

**Table 2.22 Student Credit Hours by Division, Fiscal Years 1985-86 to 1994-95**

Fiscal Year	Lower Division	Upper Division	Graduate Division	Total	Grad I Division**	Grad II Division**
1994-95	223,310	238,010	162,580	623,901	60,999	101,581
1993-94	219,894	244,671	161,530	626,095	63,871	97,659
1992-93	228,650	244,288	156,515	629,454	59,958	96,557
1991-92	231,543	236,051	140,855	608,480	53,855	87,030
1990-91	236,652	240,453	129,481	606,586	98,347	31,134
1989-90	239,133	234,613	123,606	597,352	0	0
1988-89	238,317	226,977	123,011	588,305	0	0
1987-88	245,634	223,006	112,553	581,193	0	0
1986-87	235,884	218,091	100,740	554,715	0	0
1985-86	227,939	223,839	72,082	523,860	0	0

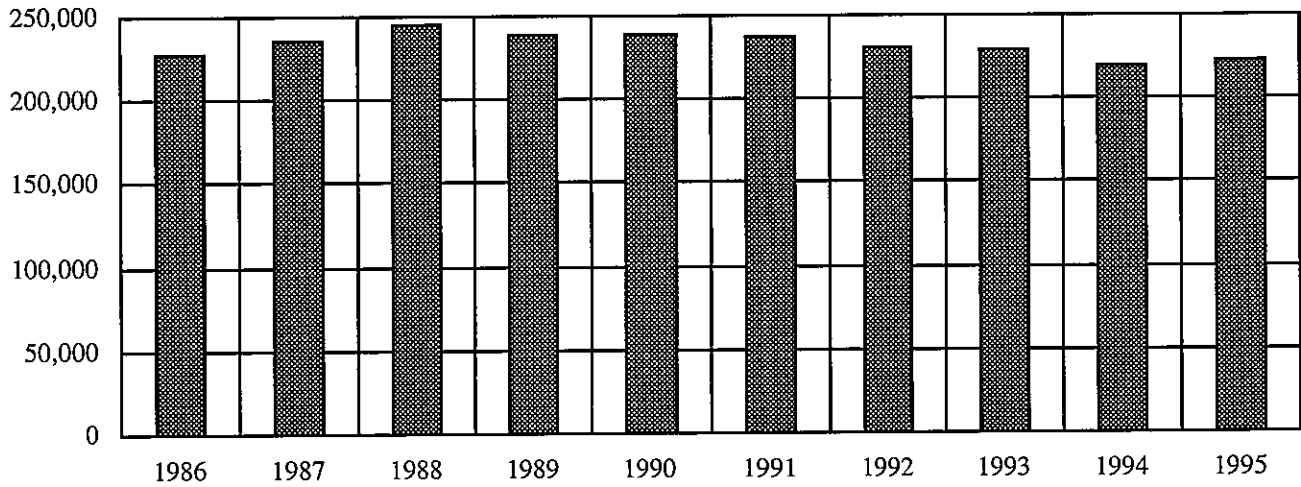
\*\* Reporting of graduate level student credit hours subdivided by IPEDS definitions (Grad I = Program designed for completion with at least 30 credit hours; Grad II = Program designed for completion with at least 60 credit hours) roughly equivalent to Master's and Doctoral levels.

**Fig. 2.12 Total Student Credit Hours  
Fiscal Years 1986-1995**

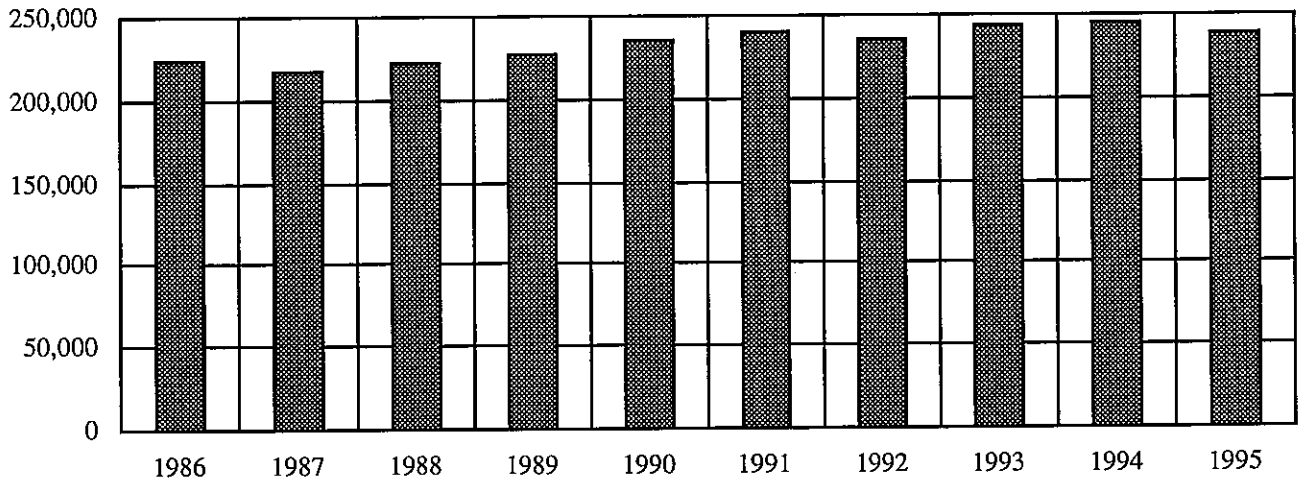


## CREDIT HOURS

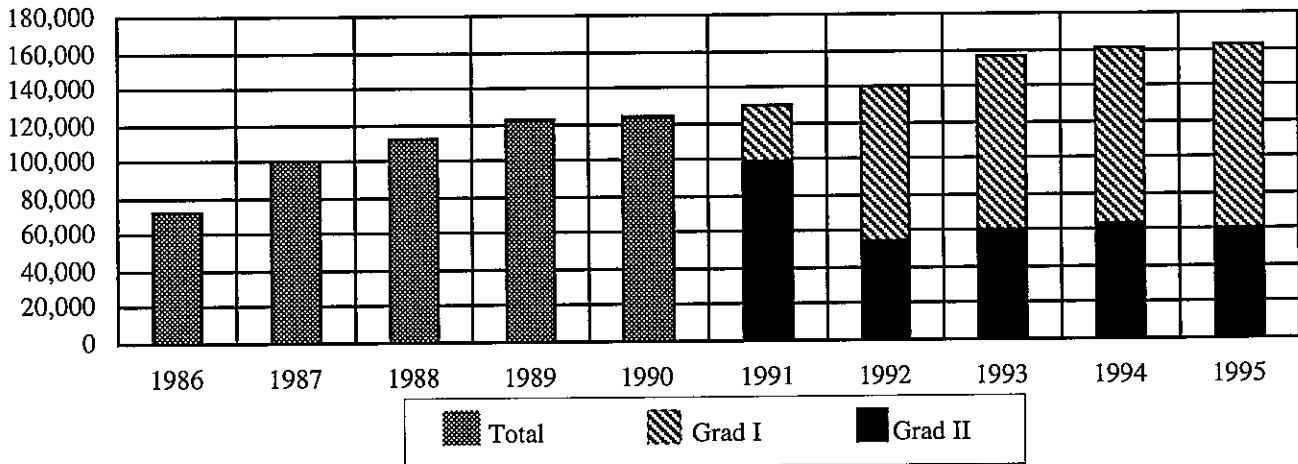
**Fig. 2.13 Student Credit Hours, Lower Division  
Fiscal Years 1986-1995**



**Fig. 2.14 Student Credit Hours, Upper Division  
Fiscal Years 1986-1995**



**Fig. 2.15 Student Credit Hours, Graduate Division  
Fiscal Years 1986-1995**



## UNDERGRADUATE COOPERATIVE PROGRAM

Since 1912, Georgia Tech has offered a five-year cooperative program to those students who wish to combine career-related experience with classroom studies. The program is the fourth oldest of its kind in the world and the largest optional co-op program in the country. Students who enroll in this program alternate between industrial assignments and classroom studies on a quarterly basis, completing the same course work on the campus that is completed by regular four-year students. Graduates of the program are awarded a degree in their field with the designation "Cooperative Plan."

Professional work experience gives cooperative students an opportunity to develop their career interests, become more confident in their career choices, and gives them an opportunity to develop human relations skills through their work experiences. They are paid for their work in industry and are able to save a portion of their salaries, which can be applied toward educational expenses. More than 500 companies, throughout the U.S. and internationally, participate in the program.

**Table 2.23 Undergraduate Cooperative Program Enrollment by Major, Fiscal Years 1986-1995**

Major	1986	1987	1988	1989	1990	1991	1992	1993	1994	1995
Aerospace Engineering	177	180	152	123	116	111	128	123	113	121
Biology	5	13	16	19	15	24	32	35	32	58
Ceramic Engineering	13	14	20	17	11	4	5	7	7	8
Chemical Engineering	178	197	203	202	205	232	295	354	343	445
Chemistry	13	11	15	18	18	24	21	28	31	28
Civil Engineering	99	115	146	146	172	208	203	238	280	318
Computer Engineering	0	0	1	35	75	97	101	133	164	247
Computer Science	205	193	187	170	148	149	151	180	204	289
Earth and Atmospheric Sciences	0	0	0	0	0	0	0	2	8	6
Economics	2	3	5	6	5	5	6	6	8	6
Electrical Engineering	807	805	776	739	699	672	625	609	609	617
Engineering Science and Mechanics	32	25	18	20	16	15	10	14	4	4
Health Physics	5	4	3	1	0	0	0	0	0	0
Industrial Design	0	0	0	0	2	17	29	30	36	39
Industrial Engineering	263	310	323	322	321	338	320	309	323	368
International Affairs	0	0	0	0	0	0	15	22	27	30
Management	138	155	157	165	169	183	166	143	118	131
Management Science	10	10	10	11	14	9	11	13	10	11
Materials Engineering	0	0	6	13	18	32	29	27	23	20
Mathematics	13	11	14	14	13	12	10	10	11	13
Mechanical Engineering	397	426	456	506	536	610	617	511	571	637
Nuclear Engineering	36	38	32	32	20	22	21	17	12	13
Physics	27	36	45	40	33	32	33	30	21	21
Science, Technology and Culture	0	0	0	0	0	0	0	0	0	4
Textiles	2	3	3	6	7	7	5	6	8	10
Textile Chemistry	5	2	3	5	7	9	8	16	16	20
Textile Engineering	16	12	24	31	35	41	56	61	62	71
Undecided Engineering College	28	12	78	85	94	75	96	189	124	176
Undecided Ivan Allen College	4	1	7	15	13	10	15	8	5	13
Undecided Sciences College	0	0	0	0	0	0	0	11	17	9
Undeclared	0	0	0	0	0	0	0	0	0	0
<b>Total</b>	<b>2,475</b>	<b>2,576</b>	<b>2,701</b>	<b>2,747</b>	<b>2,769</b>	<b>2,944</b>	<b>3,015</b>	<b>3,132</b>	<b>3,187</b>	<b>3,733</b>

Prior to 1990, Undecided Ivan Allen = Undecided Management

Prior to 1990, Undecided Sciences = Undecided COSALS (College of Sciences and Liberal Studies)

Prior to 1987, Management = Industrial Management

**Table 2.24 Undergraduate Cooperative Program Summary, Fiscal Years 1986-95**

	1986	1987	1988	1989	1990	1991	1992	1993	1994	1995
Cumulative Enrollment	2,786	2,974	3,093	3,150	3,246	3,568	3,571	3,648	3,683	3,905
Student Graduates	305	367	373	305	325	360	416	468	409	355

Source: Office of the Director, Cooperative Division



## GRADUATE COOPERATIVE PROGRAM

The Graduate Cooperative Program was established in December 1983 and is currently the largest such program in the U.S. for science and engineering. Five-hundred sixty (560) students (78 in 1994-95) have received their graduate degrees with Graduate Co-op Program certificates. Enrollment in the program was 434 during 1994-95, including 104 doctoral students. Summary statistics for the program are provided in the table.

**Table 2.25 Graduate Cooperative Program Enrollment by Major, Fiscal Years 1986-95**

Major	1986	1987	1988	1989	1990	1991	1992	1993	1994	1995
Aerospace Engineering	3	6	11	13	20	27	24	25	18	20
Architecture	0	0	3	2	2	4	12	13	24	21
Biology	0	1	3	1	0	1	2	3	4	4
Chemical Engineering	8	8	6	4	4	3	1	5	4	2
Chemistry	0	2	3	2	2	2	1	5	6	5
Civil Engineering	6	6	11	13	25	41	49	31	21	16
City Planning	—	—	—	—	3	4	7	19	4	17
Earth and Atmospheric Sciences	1	1	2	6	8	10	10	5	2	3
Electrical Engineering	25	37	99	102	126	126	147	155	148	145
Engineering Science and Mechanics	3	5	4	11	12	10	13	10	1	1
Environmental Engineering	0	0	0	0	0	0	0	0	11	6
Health Physics	0	0	0	0	0	0	0	0	2	2
Information and Computer Sciences	0	3	20	23	36	51	42	55	50	48
Industrial and Systems Engineering	11	13	27	31	44	75	84	68	43	36
Mechanical Engineering	30	36	59	51	46	47	66	79	65	55
Nuclear Engineering	2	1	1	2	3	2	4	4	2	2
Materials Engineering	0	0	4	2	3	3	3	8	4	5
Mathematics	5	5	6	8	5	5	3	5	8	8
Metallurgical Engineering	1	1	0	0	0	0	0	0	2	1
Management	6	13	26	33	39	38	33	28	27	20
Physics	5	8	11	9	13	12	15	16	9	6
Psychology	0	0	2	1	5	12	15	19	14	8
Textiles	2	2	4	1	5	8	6	8	3	4
Total	108	148	306	320	404	486	540	565	474	434

**Table 2.26 Graduate Cooperative Program Summary, Fiscal Years 1986-95**

	1986	1987	1988	1989	1990	1991	1992	1993	1994	1995
Applicants	121	142	180	126	245	265	375	391	344	302
Admissions	92	138	149	121	234	249	360	380	332	288
Placements	54	59	90	179	216	253	242	317	256	216
Companies for above placements	46	32	49	78	85	141	135	148	150	126

## DEGREES CONFERRED

**Table 2.27 Bachelor's Degrees Conferred by College, Fiscal Years 1986-95**

College	1986	1987	1988	1989	1990	1991	1992	1993	1994	1995
Architecture	82	69	78	98	104	103	84	164	123	127
Architecture	55	40	46	55	62	66	49	125	69	69
Building Construction	22	12	22	30	22	25	23	28	31	34
Industrial Design	5	17	10	13	20	12	12	11	23	24
Computing	**	**	**	**	**	92	97	87	70	74
Information and Computer Science	**	**	**	**	**	92	97	87	70	74
Engineering	1,193	1,083	1,062	1,031	1,144	1,145	1,207	1,234	1,226	1,257
Aerospace	106	83	97	87	94	72	64	63	52	37
Ceramic	13	8	9	8	6	7	1	1	4	3
Chemical	102	91	67	67	55	58	72	84	80	137
Civil	95	95	88	97	123	98	116	125	145	165
Computer	0	0	1	8	10	16	14	19	39	45
Electrical	357	353	336	293	343	297	302	333	304	270
Engineering Science and Mechanics	18	11	9	6	9	11	7	12	10	4
Health Systems	11	3	0	0	1	0	0	0	0	0
Industrial and Systems	192	189	203	227	218	280	254	256	215	222
Materials	0	1	0	0	3	10	12	16	25	21
Mechanical	250	210	215	208	244	259	331	282	309	309
Nuclear and Health Physics	41	19	24	15	21	14	7	7	12	8
Textiles	6	10	3	4	8	7	8	11	10	8
Textile Chemistry	2	3	1	5	2	3	5	6	5	5
Textile Engineering	8	10	9	5	8	13	14	19	16	23
Ivan Allen	322	349	338	382	406	355	369	362	347	254
Economics	5	4	7	12	15	13	16	7	6	7
History, Technology, and Society	0	0	0	0	0	1	1	2	11	11
Industrial Management	202	204	0	0	0	0	0	0	0	0
International Affairs	0	0	0	0	0	0	7	37	37	42
Management	62	100	306	355	376	330	336	300	285	174
Management Science	53	41	25	15	15	11	8	13	5	10
Science, Technology, and Culture	0	0	0	0	0	0	1	3	3	10
Sciences	190	208	227	200	193	134	127	127	119	155
Applied Physics	21	22	26	23	13	17	14	8	13	9
Biology	16	22	24	16	24	31	45	46	33	53
Chemistry	12	15	14	20	17	29	22	29	24	30
Earth and Atmospheric Sciences	0	0	0	0	0	0	0	0	1	2
Information and Computer Science	99	106	103	94	88	0	0	0	0	0
Mathematics	17	13	24	15	11	17	18	13	13	13
Physics	15	13	23	25	26	28	17	24	27	28
Psychology	10	17	13	7	14	12	11	7	8	20

\*\* Effective FY 1990 Information and Computer Science in the College of Sciences and Liberal Studies (COSALS) became Computer Science in the College of Computing.

Except for the College of Engineering, data are not directly comparable to previous years due to a major academic restructuring beginning in Fiscal Year 1990.

Source: Office of the Registrar



## DEGREES CONFERRED

**Table 2.28 Master's Degrees Conferred by College, Fiscal Years 1986-95**

College	1986	1987	1988	1989	1990	1991	1992	1993	1994	1995
Architecture	71	68	66	76	64	68	51	72	81	95
Architecture	53	50	40	53	42	46	30	47	42	51
City Planning	18	18	26	23	22	22	21	25	39	44
Computing	**	**	**	**	**	57	53	69	65	64
Information and Computer Science	**	**	**	**	**	57	53	69	65	64
Engineering	451	487	509	512	519	562	579	723	721	654
Aerospace	23	32	29	46	51	57	49	57	70	57
Bioengineering	—	—	—	—	—	—	—	—	—	1
Ceramic	4	2	2	4	1	4	3	7	6	5
Chemical	24	21	13	10	4	7	8	9	13	11
Civil	50	40	52	57	61	68	53	101	90	108
Electrical	147	202	228	179	209	231	203	224	252	219
Engineering Science and Mechanics	7	3	7	3	5	5	4	5	6	3
Environmental	3	4	1	6	10	6	14	25	34	16
Health Physics	21	11	15	29	13	14	14	25	27	23
Health Systems	5	8	6	8	4	7	10	19	11	16
Industrial	18	26	22	24	21	36	48	64	44	30
Industrial and Systems	5	9	16	23	20	15	30	24	22	28
Materials	3	—	—	—	—	—	—	—	1	0
Mechanical	92	92	81	69	68	66	86	105	85	75
Metallurgical	10	6	3	8	3	5	3	7	8	6
Nuclear	16	8	4	6	14	8	8	4	3	11
Nuclear and Health Physics	18	—	—	—	—	—	—	—	—	—
Operations Research	16	17	18	26	23	22	23	24	25	22
Polymers	1	2	1	7	3	2	2	1	4	5
Statistics	5	1	1	4	2	2	6	6	5	9
Textiles	—	1	2	—	1	1	5	7	3	0
Textile Engineering	1	2	8	3	6	6	3	9	8	9
Textile Chemistry	—	—	—	—	—	—	—	—	4	0
Ivan Allen	61	59	78	69	84	72	92	119	102	122
Economics	—	—	—	—	—	1	1	6	4	6
History of Technology	—	—	—	—	—	—	—	—	1	2
Information, Design, and Tech.	—	—	—	—	—	—	—	—	—	10
Management	61	59	78	69	84	69	81	100	91	90
Public Policy	—	—	—	—	—	2	10	13	6	14
Sciences	127	121	147	140	124	63	56	65	92	58
Applied Physics	4	2	13	7	6	4	4	4	6	3
Biology	1	1	2	5	4	3	6	0	9	6
Chemistry	4	2	6	10	9	7	9	13	12	6
Earth and Atmospheric Sciences	8	6	12	10	12	8	9	9	17	6
Information And Computer Science	66	78	75	79	72	40	**	**	**	**
Mathematics	13	10	9	11	15	13	5	12	12	14
Physics	11	15	12	8	15	10	15	18	15	13
Psychology	4	6	7	7	8	13	8	7	15	7
Social Sciences	4	3	6	7	11	***	***	***	***	***
Statistics	—	1	1	3	4	1	—	2	6	3
Technology and Science Policy	***	***	***	***	***	***	4	—	—	—

\*\* Effective FY 1990 Information and Computer Science in the College of Sciences and Liberal Studies (COSALS) became Computer Science in the College of Computing.

Except for the College of Engineering, data are not directly comparable to previous years due to a major academic restructuring beginning in Fiscal Year 1990.

Source: Office of the Registrar

## DEGREES CONFERRED

**Table 2.29 Doctoral Degrees Conferred by College, Fiscal Years 1986-95**

College	1986	1987	1988	1989	1990	1991	1992	1993	1994	1995
Architecture	—	—	1	3	2	2	1	7	6	4
Architecture	—	—	1	3	2	2	1	7	6	4
Computing	**	**	**	**	**	12	8	15	9	10
Information and Computer Science	**	**	**	**	**	12	8	15	9	10
Engineering	54	45	63	81	81	104	129	124	140	120
Aerospace	7	11	8	19	15	15	20	15	17	12
Ceramic	1	2	1	1	1	3	1	1	2	3
Chemical	12	5	17	8	8	9	8	12	8	4
Civil	6	2	4	6	2	8	3	11	12	15
Electrical	11	3	7	12	28	33	48	31	46	39
Engineering Science and Mechanics	2	2	1	3	0	1	2	3	1	0
Environmental	—	—	2	2	0	—	—	—	1	1
Industrial	8	7	9	7	9	7	16	20	12	14
Metallurgical	1	2	1	3	4	4	3	3	5	3
Mechanical	6	7	10	17	11	16	23	24	29	21
Nuclear	—	4	1	3	2	7	3	3	6	4
Textile Engineering	—	—	2	0	1	1	2	1	1	4
Ivan Allen	1	1	2	2	1	2	3	4	5	5
Industrial Management	1	—	—	—	—	—	—	—	—	—
Management	—	1	2	2	1	2	3	4	5	5
Sciences	28	42	31	39	30	36	47	46	42	50
Biology	—	2	2	3	0	6	3	4	7	2
Chemistry	14	11	16	13	6	8	14	17	13	13
Earth and Atmosphere	—	—	—	—	—	—	—	—	1	12
Geophysical Sciences	5	5	1	5	7	6	7	5	4	0
Mathematics	1	4	1	4	4	1	7	5	6	6
Information and Computer Science	2	7	6	9	6	**	**	**	**	**
Physics	2	8	2	2	4	9	12	9	5	9
Psychology	4	5	3	3	3	6	4	6	6	8

**Table 2.30 Total Degrees Granted through Spring Quarter 1995**

Degree	Number Granted
Bachelor's	74,282
Master's	20,991
Doctoral	2,888
Overall	98,161

\*\* Effective FY 1990 Information and Computer Science in the College of Sciences and Liberal Studies (COSALS) became Computer Science in the College of Computing.

Except for the College of Engineering, data are not directly comparable to previous years due to a major academic restructuring beginning in Fiscal Year 1990.

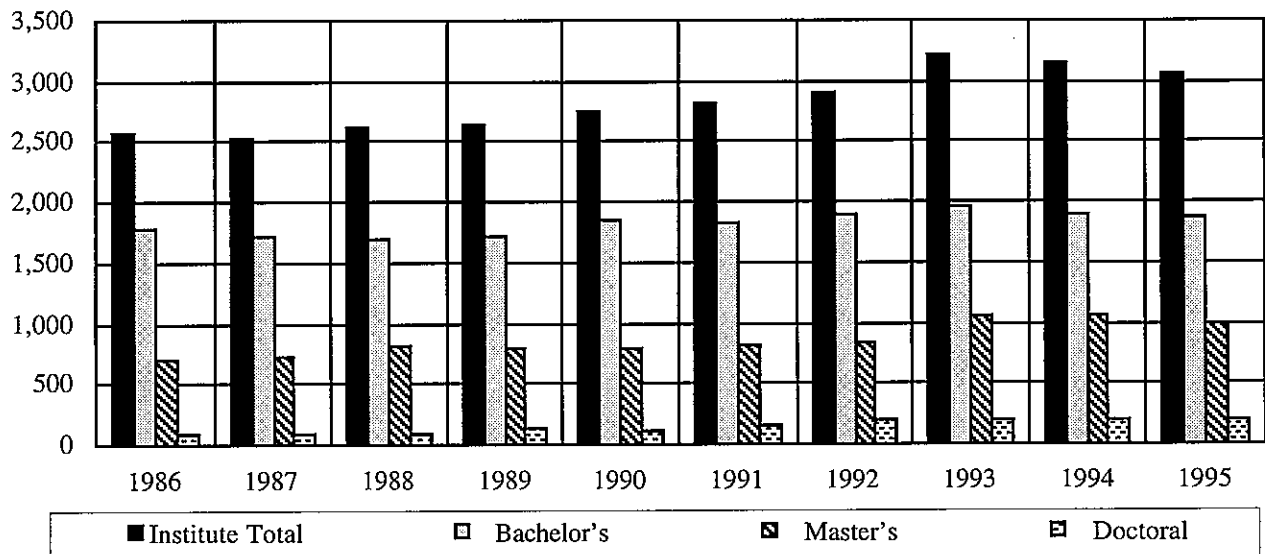
## DEGREES CONFERRED

**Table 2.31 Summary of Degrees Conferred, by College and Degree, Fiscal Years 1986-95**

College	1986	1987	1988	1989	1990	1991	1992	1993	1994	1995
Architecture	153	137	156	177	170	173	136	243	210	226
Bachelor's	82	69	78	98	104	103	84	164	123	127
Master's	71	68	77	76	64	68	51	72	81	95
Doctoral	0	0	1	3	2	2	1	7	6	4
Computing	0	0	0	0	0	161	158	171	144	148
Bachelor's	0	0	0	0	0	92	97	87	70	74
Master's	0	0	0	0	0	57	53	69	65	64
Doctoral	0	0	0	0	0	12	8	15	9	10
Engineering	1,698	1,615	1,634	1,624	1,744	1,811	1,915	2,082	2,087	2,031
Bachelor's	1,193	1,083	1,062	1,031	1,144	1,145	1,207	1,235	1,226	1,257
Master's	451	487	509	512	519	562	579	723	721	654
Doctoral	54	45	63	81	81	104	129	124	140	120
Ivan Allen	384	409	418	453	491	429	464	485	454	381
Bachelor's	322	349	338	382	406	355	369	362	347	254
Master's	61	59	78	69	84	72	92	119	102	122
Doctoral	1	1	2	2	1	2	3	4	5	5
Science	345	371	405	379	347	233	230	232	253	263
Bachelor's	190	208	227	200	193	134	127	121	119	155
Master's	127	121	147	140	124	63	56	65	92	58
Doctoral	28	42	31	39	30	36	47	46	42	50
Institute Total	2,580	2,532	2,613	2,633	2,752	2,807	2,903	3,213	3,148	3,049
Bachelor's	1,787	1,709	1,705	1,711	1,847	1,829	1,884	1,969	1,885	1,867
Master's	710	735	811	797	791	822	831	1,048	1,061	993
Doctoral	83	88	97	125	114	156	188	196	202	189

Except for the College of Engineering, data are not directly comparable to previous years due to a major academic restructuring beginning in Fiscal Year 1990.

**Fig. 2.16 Total Degrees Conferred  
Fiscal Years 1986-1995**



Source: Office of the Registrar



## DEGREES CONFERRED

**Table 2.32 Degrees Conferred by College, Ethnicity, and Gender, Summer Quarter 1994 - Spring Quarter 1995**

College	Nonresident Aliens		Black Non-Hispanic		Native American		Asian		Hispanic		White	
	M	F	M	F	M	F	M	F	M	F	M	F
<b>Bachelor's</b>												
Architecture	3	1	7	7	0	0	5	8	1	2	66	27
Computing	3	0	0	0	0	0	4	0	1	0	64	2
Engineering	58	7	50	75	1	0	82	37	48	8	728	163
Ivan Allen	1	0	12	5	0	0	7	4	4	0	142	79
Sciences	1	2	1	4	0	0	14	6	2	2	75	48
<b>Total</b>	<b>66</b>	<b>10</b>	<b>70</b>	<b>91</b>	<b>1</b>	<b>0</b>	<b>112</b>	<b>55</b>	<b>56</b>	<b>12</b>	<b>1,075</b>	<b>319</b>
<b>Master's</b>												
Architecture	3	3	6	6	0	0	3	2	2	1	44	25
Computing	24	3	6	1	0	0	5	0	0	1	19	5
Engineering	133	29	38	15	0	0	49	8	27	5	292	58
Ivan Allen	12	4	2	3	0	0	5	3	2	1	66	24
Sciences	11	2	3	4	1	0	1	0	0	1	21	14
<b>Total</b>	<b>183</b>	<b>41</b>	<b>55</b>	<b>29</b>	<b>1</b>	<b>0</b>	<b>63</b>	<b>13</b>	<b>31</b>	<b>9</b>	<b>442</b>	<b>126</b>
<b>Doctoral</b>												
Architecture	1	0	0	0	0	0	0	0	0	0	2	1
Computing	7	1	0	0	0	0	1	0	0	0	1	0
Engineering	49	6	2	2	0	0	8	0	2	0	46	5
Ivan Allen	1	0	1	0	0	0	0	0	1	0	2	0
Sciences	15	6	1	0	0	0	3	0	0	0	21	4
<b>Total</b>	<b>73</b>	<b>13</b>	<b>4</b>	<b>2</b>	<b>0</b>	<b>0</b>	<b>12</b>	<b>0</b>	<b>3</b>	<b>0</b>	<b>72</b>	<b>10</b>
<b>Institute</b>												
<b>Total Institute</b>	<b>322</b>	<b>64</b>	<b>129</b>	<b>122</b>	<b>2</b>	<b>0</b>	<b>187</b>	<b>68</b>	<b>90</b>	<b>21</b>	<b>1,589</b>	<b>455</b>

## DEGREES CONFERRED

**Table 2.33 Degrees Conferred by Georgia County of Residence, Summer Quarter 1994 - Spring Quarter 1995**

County	Bachelor's	Master's	PhD	County	Bachelor's	Master's	PhD	County	Bachelor's	Master's	PhD
Appling	0	0	0	Evans	0	0	0	Newton	5	0	0
Atkinson	0	0	0	Fannin	2	0	0	Oconee	4	0	0
Bacon	0	0	0	Fayette	30	3	0	Oglethorpe	1	0	0
Baker	1	0	0	Floyd	14	1	0	Paulding	2	0	0
Baldwin	4	0	0	Forsyth	12	0	0	Peach	0	1	0
Banks	0	0	0	Franklin	0	0	0	Pickens	0	0	0
Barrow	2	0	0	Fulton	202	102	11	Pierce	1	0	0
Bartow	4	1	0	Gilmer	2	0	0	Pike	3	0	0
Ben Hill	3	0	0	Glascocock	0	0	0	Polk	7	1	0
Berrien	0	0	0	Glynn	7	1	0	Pulaski	0	0	0
Bibb	22	4	0	Gordon	4	0	0	Putnam	4	0	0
Bleckley	3	1	0	Grady	2	0	0	Quitman	1	0	0
Brantley	0	0	0	Greene	1	1	0	Rabun	4	0	0
Brooks	0	0	0	Gwinnett	147	44	2	Randolph	1	0	0
Bryan	3	0	0	Habersham	6	1	0	Richmond	15	3	0
Bulloch	4	1	0	Hall	16	1	1	Rockdale	11	4	1
Burke	1	0	0	Hancock	1	0	0	Schley	0	0	0
Butts	3	0	0	Haralson	3	0	0	Screven	1	1	0
Calhoun	1	0	0	Harris	2	0	0	Seminole	0	0	0
Camden	1	1	0	Hart	3	0	0	Spalding	7	2	0
Candler	0	0	0	Heard	0	0	0	Stephens	5	0	0
Carroll	9	1	1	Henry	18	2	0	Stewart	0	0	0
Catoosa	4	0	0	Houston	14	1	0	Sumter	7	0	0
Charlton	0	0	0	Irwin	0	1	0	Talbot	0	0	0
Chatham	23	2	0	Jackson	2	0	0	Taliaferro	0	0	0
Chattahoochee	0	0	0	Jasper	0	0	0	Tattall	1	0	0
Chattooga	1	0	0	Jeff Davis	0	0	0	Taylor	0	0	0
Cherokee	11	1	0	Jefferson	0	0	0	Telfair	0	0	0
Clarke	11	1	0	Jenkins	0	0	0	Terrell	0	0	0
Clay	0	0	0	Johnson	0	0	0	Thomas	3	1	0
Clayton	38	7	0	Jones	2	0	0	Tift	4	0	0
Clinch	0	0	0	Lamar	2	1	0	Toombs	2	0	0
Cobb	165	56	8	Lanier	0	0	0	Towns	0	0	0
Coffee	3	0	0	Laurens	3	1	0	Treutlen	0	0	0
Colquitt	1	0	0	Lee	4	0	0	Troup	11	2	0
Columbia	12	4	0	Liberty	2	1	0	Turner	0	0	0
Cook	0	0	0	Lincoln	0	0	0	Twiggs	0	0	0
Coweta	8	3	1	Long	1	0	0	Union	0	0	0
Crawford	1	0	0	Lowndes	8	3	0	Upson	1	0	0
Crisp	1	1	0	Lumpkin	2	0	0	Walker	3	1	0
Dade	1	0	0	Macon	0	0	0	Walton	2	1	0
Dawson	0	0	0	Madison	1	0	0	Ware	3	0	0
Decatur	3	0	0	Marion	0	0	0	Warren	1	0	0
DeKalb	189	58	9	McDuffie	0	0	0	Washington	3	0	0
Dodge	2	1	0	McIntosh	0	0	0	Wayne	1	0	0
Dooly	0	0	0	Meriwether	4	0	0	Webster	0	0	0
Dougherty	11	2	0	Miller	2	0	0	Wheeler	0	0	0
Douglas	18	2	1	Mitchell	1	0	0	White	1	0	0
Early	1	0	0	Monroe	4	0	0	Whitfield	12	2	0
Echols	0	0	0	Montgomery	0	0	0	Wilcox	1	0	0
Effingham	5	0	0	Morgan	1	0	0	Wilkes	2	0	0
Elbert	3	0	0	Murray	0	1	0	Wilkinson	1	0	0
Emanuel	2	0	0	Muscogee	24	2	0	Worth	1	0	0
Total									1,256	333	35

Source: Office of the Registrar

## DEGREES CONFERRED

**Table 2.34 Degrees Conferred by State of Residence, Summer Quarter 1994 - Spring Quarter 1995**

State	Bachelor's	Master's	PhD	State	Bachelor's	Master's	PhD
Alabama	42	18	2	Nevada	0	2	0
Alaska	0	1	0	New Hampshire	6	1	0
Arizona	0	1	0	New Jersey	18	13	1
Arkansas	8	5	0	New Mexico	1	4	0
California	8	26	2	New York	30	21	6
Colorado	4	9	1	North Carolina	22	23	4
Connecticut	4	2	1	North Dakota	0	0	0
Delaware	4	1	0	Ohio	13	15	2
District of Columbia	1	2	0	Oklahoma	3	2	3
Florida	132	64	6	Oregon	1	1	0
Georgia	1,256	333	35	Pennsylvania	10	22	2
Hawaii	2	1	1	Rhode Island	1	1	0
Idaho	0	0	0	South Carolina	41	16	3
Illinois	4	14	0	South Dakota	0	0	0
Indiana	1	9	2	Tennessee	38	14	2
Iowa	0	2	1	Texas	15	22	4
Kansas	1	2	0	Utah	0	0	1
Kentucky	11	7	2	Vermont	0	0	0
Louisiana	13	11	0	Virginia	29	27	2
Maine	0	0	1	Washington	4	8	1
Maryland	17	14	4	West Virginia	2	0	0
Massachusetts	9	16	3	Wisconsin	1	2	0
Michigan	11	10	1	Wyoming	0	0	1
Minnesota	2	5	1	Other U.S. Territories & Possessions			
Mississippi	7	4	2	Puerto Rico	15	15	1
Missouri	2	3	3	Virgin Islands	0	1	0
Montana	0	0	0				
Nebraska	0	1	0	Total	1,789	771	101

## DEGREES CONFERRED

**Table 2.35 Degrees Conferred by Country of Residence, Summer Quarter 1994 - Spring Quarter 1995**

State	Bachelor's	Master's	PhD	State	Bachelor's	Master's	PhD
Argentina	0	1	0	Israel	0	0	0
Austria	0	0	0	Italy	0	0	0
Bahamas	1	1	0	Jamaica	1	1	0
Bangladesh	2	1	0	Japan	2	5	1
Belgium	1	1	0	Jordan	1	0	1
Belize	0	0	0	Kenya	0	0	0
Brazil	0	1	1	Republic of Korea	1	12	6
British Indian Ocean	0	1	0	Kuwait	0	1	0
Burma	0	1	0	Lebanon	17	5	3
Cameroon	0	0	0	Malaysia	3	2	1
Canada	1	1	1	Mexico	1	6	0
Chile	1	1	0	Netherlands W. Indies	1	0	0
China	3	43	23	Nicaragua	0	0	0
Taiwan Republic of China	4	14	14	Nigeria	0	0	0
Colombia	2	9	0	Norway	0	2	0
Costa Rica	1	1	0	Pakistan	3	2	3
Croatia	0	1	0	Panama	2	0	0
Czechoslovakia	0	0	1	Peru	1	2	0
Dominican Republic	0	2	0	Philippines	0	0	0
Ecuador	1	0	1	Poland	0	0	1
Egypt	0	1	1	Portugal	0	0	1
El Salvador	3	0	0	Qatar	0	1	0
England	2	0	0	Romania	0	2	0
Ethiopia	0	0	0	Russia	0	1	0
France	1	21	0	Saudi Arabia	0	1	1
Federal Republic of Germany	0	15	3	Singapore	0	0	0
Finland	1	0	0	South Africa	0	2	0
Ghana	1	0	1	Spain	0	3	0
Great Britain	0	0	0	Sri Lanka	0	0	0
Greece	2	2	4	Switzerland	0	1	0
Guatemala	1	0	0	Syrian Arab Republic	0	1	0
Guyana	0	0	0	Thailand	0	1	1
Honduras	1	0	0	Tunisia	0	0	2
Hong Kong	4	3	0	Turkey	0	8	0
Iceland	0	0	1	USSR	0	1	0
India	3	31	12	Venezuela	2	5	0
Indonesia	4	2	0	Zimbabwe	0	0	0
Islamic Republic of Iran	3	3	4				
				Total	78	222	88

## CAREER SERVICES

The Office of Career Services (formerly Student Placement) is located in the Bill Moore Student Success Center. The office serves the Georgia Tech community with a variety of placement services, including opportunities for full-time, as well as part-time, temporary, summer and interim employment. One of the primary objectives of the office is to assist students in determining their career objectives and in attaining career and employment goals. The center conducts workshops and seminars on a variety of career related subjects—interviewing skills, resume preparation, networking, etc. A library that includes information on specific employers, governmental services, and employment-related publications is maintained at the Career Services Center. Also, the office keeps local and national salary data, employment patterns of Georgia Tech graduates (employers, types of positions, and work locations), and graduate and professional school information. In addition, the office issues a resume book and maintains an open resume file for employer review.

Assistance is available to employers in the planning, implementation, and administration of programs that encourage effective corporate-campus relations at Georgia Tech.

Over 600 employers recruited on-campus with the Career Services Center. These employers represent a substantial number of the Fortune 500 corporations, as well as many state and regional organizations. Last year over 11,000 interviews were conducted by over 1,200 recruiters from these employers.

**Table 2.36 Top Interviewing Companies, Fiscal Years 1993-95**

Company <u>1992-93</u>	Company <u>1993-94</u>	Company <u>1994-95</u>
Motorola, Inc.	Motorola, Inc.	Motorola, Inc.
Procter and Gamble	Milliken and Co.	Andersen Consulting
General Electric Co.	Schlumberger	Schlumberger
International Paper	International Paper	General Electric Co.
Schlumberger	NCR Corporation	Procter and Gamble
Milliken and Co.	General Electric Co.	Michelin Tire Company
Andersen Consulting	Texas Instruments	Texas Instruments
Michelin Tire Company	Procter & Gamble	Milliken and Co.
NCR Corporation	Ford Motor Company	International Paper
Texas Instruments	Michelin Tire Company	Allied Signal

## CAREER SERVICES

**Table 2.37 Reported Starting Monthly Salaries, Fiscal Years 1993-95**

Degree	1992-93	1993-94	1994-95
Overall	\$3,054	\$2,994	\$2,995
Bachelor's	\$2,857	\$2,734	\$2,835
Master's	\$3,283	\$3,437	\$3,175
Doctoral	\$4,325	\$4,145	\$3,880

**Table 2.38 Average Reported Starting Monthly Salaries by College and Degree, Fiscal Year 1994-95**

College	Overall	Bachelor's	Master's	Doctoral
Architecture	\$2,215	\$2,150	\$2,295	N/A
Computing	\$3,065	\$2,825	\$3,595	\$3,920
Engineering	\$3,100	\$2,925	\$3,320	\$4,145
Ivan Allen	\$2,710	\$2,540	\$3,030	N/A
Sciences	\$2,815	\$2,540	\$3,045	\$3,040


**Table 2.39 Reported Starting Monthly Salaries by Major and Degree, Fiscal Year 1994-95**

Major	Degree	No. Offers	High	Low	Average
Aerospace Engineering	Bachelor's	7	\$3,080	\$2,000	\$2,595
	Master's	6	\$3,750	\$2,875	\$3,345
Architecture	Bachelor's	8	\$2,166	\$1,100	\$1,735
	Master's	12	\$2,750	\$1,700	\$2,105
Building Construction	Bachelor's	11	\$3,335	\$1,925	\$2,510
Chemical Engineering	Bachelor's	50	\$3,755	\$2,385	\$3,235
Chemistry	Bachelor's	5	\$3,640	\$2,075	\$3,160
Civil Engineering	Bachelor's	30	\$3,075	\$2,000	\$2,500
	Master's	23	\$4,170	\$2,155	\$3,020
Computer Engineering	Bachelor's	15	\$3,280	\$2,085	\$2,810
Computer Science	Bachelor's	30	\$4,167	\$2,000	\$2,825
	Master's	12	\$5,000	\$2,845	\$3,595
Electrical Engineering	Bachelor's	51	\$3,835	\$2,155	\$3,025
	Master's	30	\$5,230	\$1,210	\$3,485
	Doctoral	10	\$6,085	\$3,695	\$4,770
Environmental Engineering	Master's	3	\$3,165	\$2,890	\$3,005
History, Technology & Society	Master's	3	\$3,538	\$2,845	\$3,240
Industrial Design	Bachelor's	3	\$2,695	\$1,385	\$1,930
Industrial and Systems Engineering	Bachelor's	62	\$3,833	\$2,346	\$2,905
	Master's	14	\$4,167	\$1,900	\$3,342
	Doctoral	6	\$5,415	\$3,075	\$4,260

## CAREER SERVICES

**Table 2.39 Reported Starting Monthly Salaries by Major and Degree, Fiscal Year 1994-95 – Continued**

Major	Degree	No. Offers	High	Low	Average
Management	Bachelor's	26	\$3,750	\$1,925	\$2,530
	Master's	6	\$4,585	\$2,077	\$3,187
Materials Engineering	Bachelor's	5	\$3,295	\$1,770	\$2,325
Mechanical Engineering	Bachelor's	87	\$5,567	\$2,077	\$2,955
	Master's	12	\$4,000	\$1,540	\$3,320
	Doctoral	4	\$5,231	\$2,300	\$4,258
Physics	Bachelor's	3	\$3,042	\$2,000	\$2,375
Public Policy	Master's	3	\$3,000	\$2,925	\$2,975
Statistics	Master's	5	\$3,750	\$2,692	\$3,118
Textiles	Master's	3	\$3,077	\$2,615	\$2,890
	Bachelor's	3	\$3,077	\$2,615	\$2,890



*Tech Tower  
Georgia Institute of Technology*

*Wm. H. ...  
Atlanta, Georgia*



# Faculty/Staff Profiles

Georgia Institute of Technology



## QUICK FACTS

---

### Faculty

---

- Faculty Profile:

Full-time Teaching Faculty	639
General Administration	13
Academic Administrators	61
Librarians	5
On-leave	21
Part-time Faculty	5
Total	744

- Faculty Profile by Gender:

Male	646
Female	98
Total	744

- Faculty by Highest Degree:

Doctoral	684
Master's	54
Bachelor's/Other	6
Total	744

- Percent Tenured:

Architecture	74.2%
Computing	45.5%
Engineering	64.7%
Ivan Allen	50.7%
Sciences	67.1%
Institute Total	61.7%

---

### Staff

---

- Total Employee Profile:

Executive, Administrative, Managerial	382
Faculty/Academic	756
Research Faculty and Other Professionals	1,568
Clerical and Secretarial	444
Technical and Paraprofessional	185
Skilled Crafts	216
Service and Maintenance	318
Total	3,869

## CHAIRS AND PROFESSORSHIPS

**Table 3.1 Chair and Professorship Holders**

Name of Chair or Professorship	Chair Holder	Department, School or College
<b>College of Computing</b>		
Georgia Research Alliance Eminent Scholar in Adv. Telecommunications	John O. Limb	College of Computing
John P. Imlay Jr. Chair in Computing	Unfilled	College of Computing
<b>Ivan Allen College of Management, Policy, and International Affairs</b>		
Fuller E. Callaway Chair in College of Management	Eugene C. Comiskey	Ivan Allen College
Hal and John Smith Chair of Small Business Entrepreneurship	Jeffrey G. Covin	Ivan Allen College
Melvin Kranzberg Chair in History of Science and Technology (Formerly Fuller E. Callaway Chair)	Bruce Sinclair	History, Technology and Society
Southern Bell Professorship in Communications Policy	William Read	Public Policy
Thomas R. Williams Chair in Business and Management (Formerly First National Bank Endowed Chair)	Cheol S. Eun	Ivan Allen College
<b>College of Science</b>		
Georgia Research Alliance Eminent Scholar in Air Quality	Shaw Liu	Earth and Atmospheric Sciences
Georgia Research Alliance Eminent Scholar in Sensors and Instrumentation	Unfilled	Chemistry and Biochemistry
Fuller E. Callaway Chair in Computational Materials Science	Uzi Landman	Physics
Julius Brown Chair in School of Chemistry and Biochemistry	Mostafa A. El-Sayed	Chemistry and Biochemistry
Vasser Woolley Chair in the School of Chemistry and Biochemistry	Unfilled	Chemistry and Biochemistry
<b>College of Engineering</b>		
A. Russell Chandler II Chair for Distinguished Faculty in the School of Industrial and Systems Engineering	George L. Nemhauser	Industrial and Systems Engineering
B. Mifflin Hood Professorship in Ceramic Engineering	Joe K. Cochran	Materials Science and Engineering
Byers Eminent Scholars in Microelectronics	Carl M. Verber	Electrical and Computer Engineering
Coca-Cola Chair in Material Handling and Distribution in the School of Industrial and Systems Engineering	Ellis L. Johnson	Industrial and Systems Engineering
David S. Lewis Chair in Aerospace Engineering	Ben Zinn	Aerospace Engineering
Eugene C. Gwaltney, Jr. Chair in Manufacturing Systems	John A. White	Industrial and Systems Engineering
Frank H. Neely Professorship in Nuclear Engineering and Health Physics	Peter H. Rogers	Mechanical Engineering
Fuller E. Callaway Chair in Nuclear Engineering and Health Physics	Weston M. Stacey, Jr.	Mechanical Engineering
Fuller E. Callaway Chair in the School of Textile Engineering	Unfilled	Textile and Fiber Engineering
George W. Woodruff Chair in Thermal Systems	Unfilled	Mechanical Engineering
George W. Woodruff Chair in Mechanical Systems	Jerry H. Ginsberg	Mechanical Engineering
Georgia Power Distinguished Professorship in Environmental Eng.	Ted Russell	Civil and Environmental Engineering
Georgia Power Professorship in the School of Electrical and Computer Engineering	Roger P. Webb	Electrical and Computer Engineering
Georgia Power Professorship in the School of Mechanical Engineering	William Z. Black	Mechanical Engineering
Georgia Power Professorship in Nuclear Engineering	S.I. Abdel-Khalik	Mechanical Engineering
Georgia Power Professorship in School of Electrical and Computer Engineering	Ajeet Rohatgi	Electrical and Computer Engineering
Georgia Research Alliance Eminent Scholar in Environmental Tech.	Jean-Lou Chameau	Civil and Environmental Engineering
J. Erskine Love, Jr. Institute Chair in Engineering	Charles Eckert	Chemical Engineering
John H. Weitnauer, Jr. Technology Transfer Chair	Unfilled	Electrical and Computer Engineering
John O. McCarty/Audichron Professorship in the School of Electrical and Computer Engineering	Ronald W. Schafer	Electrical and Computer Engineering
Joseph M. Pettit Chair in Electrical and Computer Engineering	James D. Meindl	Electrical and Computer Engineering
Joseph M. Pettit Chair in Materials	Rao Tummala	Electrical and Computer Engineering
Julian T. Hightower Chair in Engineering	Edward W. Kamen	College of Engineering
Julius Brown Chair in the School of Electrical and Computer Eng.	Thomas K. Gaylord	Electrical and Computer Engineering
Morris M. Bryan, Jr. Chair in Mechanical Engineering for Advanced Manufacturing Systems	Steven Danyluk	Mechanical Engineering
Parker H. Pettit Chair for Engineering in Medicine	Robert M. Nerem	Mechanical Engineering
Schumberger Professorship in Microelectronics	Philip E. Allen	Electrical and Computer Engineering
United Parcel Services Distinguished Professorship in Logistics	H. Donald Ratliff	Industrial and Systems Engineering

Source: Office of the Vice Provost, Academic Affairs

## FACULTY DEGREES

**Table 3.2 Institutions Awarding Highest Degrees, as of June 1995**

Number per Institution	Institution
56	Georgia Institute of Technology
44	Massachusetts Institute of Technology
37	University of Illinois, Urbana-Champaign
31	University of California, Berkeley
24	Stanford University
21	Cornell University; University of Michigan
20	Ohio State University
17	University of Pennsylvania; University of Wisconsin-Madison
14	University of Texas at Austin
13	Columbia University; Purdue University
11	Carnegie Mellon University; Harvard University; University of Maryland
10	Emory University
9	Princeton University; University of North Carolina-Chapel Hill; University of Florida
8	Northwestern University
7	Brown University; California Institute of Technology; Florida State University; Rice University; University of California, Los Angeles; University of Southern California
6	Georgia State University; University of Georgia; University of Rochester; University of Washington; Yale University
5	Case Western Reserve University; North Carolina State University; Tulane University; University of Chicago; University of Minnesota; University of Virginia
4	Michigan State University; New York University; Rutgers University; State University of New York; University of Arizona; University of California, San Diego; University of Colorado; University of Houston; University of Iowa; University of Kansas; University of Pittsburgh; University of Tennessee
3 and under	121 different institutions
Total*	713 academic faculty

\* Note: Includes only Full-time Teaching Faculty, General Administrators, and Academic Administrators.

# FACULTY PROFILE

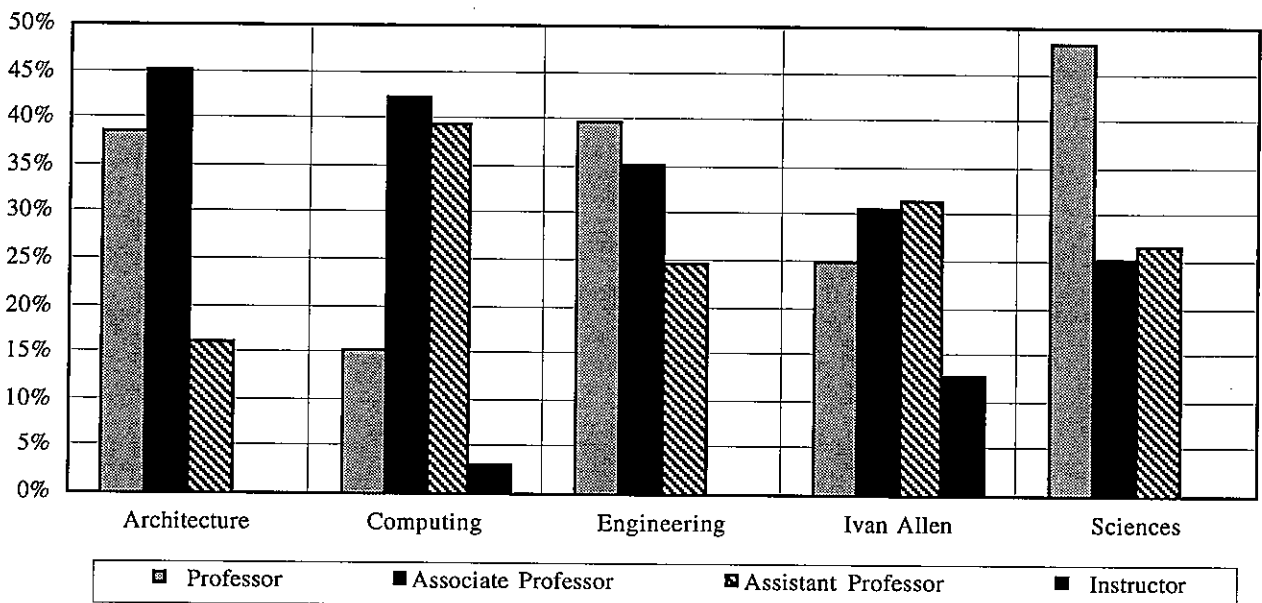
**Table 3.3 Academic Faculty Distribution by College, as of June 1995**

College	By Rank										Total #
	Professor		Associate Professor		Assistant Professor		Instructor		Lecturer		
	#	%	#	%	#	%	#	%	#	%	
Architecture	12	38.7	14	45.2	5	16.1	0	0.0	0	0.0	31
Computing	5	15.2	14	42.4	13	39.4	1	3.0	0	0.0	33
Engineering	116	39.7	103	35.3	72	24.7	0	0.0	1	0.3	292
Ivan Allen	35	25.0	43	30.7	44	31.4	18	12.9	0	0.0	140
Sciences	69	48.3	36	25.2	38	26.6	0	0.0	0	0.0	143
Total	237	37.1	210	32.9	172	26.9	19	3.0	1	0.2	639

College	By Highest Degree						Total #
	Doctoral		Master's		Bachelor's/Other		
	#	%	#	%	#	%	
Architecture	16	51.6	14	45.2	1	3.2	31
Computing	31	93.9	1	3.0	1	3.0	33
Engineering	290	99.3	1	0.3	1	0.3	292
Ivan Allen	117	83.6	23	16.4	0	0.0	140
Sciences	139	97.2	4	2.8	0	0.0	143
Total	593	92.8	43	6.7	3	0.5	639

College	By Race and Sex							Total #
	Black Male	White Male	Other Male	Black Female	White Female	Other Female		
	Architecture	0	27	0	0	4	0	
Computing	1	20	8	0	4	0	33	
Engineering	12	204	56	2	16	3	292	
Ivan Allen	2	78	19	1	35	4	140	
Sciences	1	116	11	0	14	1	143	
Total	16	445	94	3	73	8	639	

**Fig. 3.1 Percentage Faculty Distribution by Rank As of June 30, 1995**



*Note:* Includes only those persons with academic rank; does not include academic administrators, or those on leave of absence.

Source: Office of the Vice Provost, Academic Affairs

## FACULTY PROFILE

**Table 3.4 Academic Faculty Distribution by Gender, Percent Tenured and Doctorates, as of June 1995**

Totals College	Total		Professor		Associate Professor		Assistant Professor		Instructor		Lecturer	*	**
	M	F	M	F	M	F	M	F	M	F	M	(1)	(2)
Architecture	27	4	11	1	11	3	5	—	—	—	—	74.2	51.6
Computing	29	4	4	1	14	—	10	3	1	—	—	45.5	93.9
Engineering	271	21	115	1	97	6	58	14	—	—	1	64.7	99.3
Aerospace Engineering	24	—	11	—	7	—	5	—	—	—	1	62.5	95.8
Chemical Engineering	24	2	15	—	6	1	3	1	—	—	—	80.8	100.0
Civil & Environmental Eng.	36	4	14	—	14	—	8	4	—	—	—	60.0	100.0
Electrical & Computer Eng.	72	5	31	—	23	2	18	3	—	—	—	66.2	100.0
Industrial & Systems Eng.	37	3	13	—	17	2	7	1	—	—	—	72.5	97.5
Materials Science & Eng.	14	3	6	1	5	1	3	1	—	—	—	41.2	100.0
Mechanical Engineering	54	3	22	—	21	—	11	3	—	—	—	64.9	100.0
Textile & Fiber Engineering	10	1	3	—	4	—	3	1	—	—	—	45.5	100.0
Ivan Allen	100	40	29	6	30	13	32	12	9	9	—	50.7	83.6
Economics	8	—	3	—	3	—	2	—	—	—	—	50.0	87.5
Management	34	7	9	2	12	2	13	3	—	—	—	53.7	100.0
Public Policy	9	2	4	—	3	1	2	1	—	—	—	63.6	90.9
History, Technology, & Soc.	8	5	3	—	2	3	3	2	—	—	—	53.8	100.0
International Affairs	11	0	5	0	2	—	4	—	—	—	—	63.6	90.9
Literature, Comm., & Culture	22	19	4	2	6	5	5	3	7	9	—	41.5	58.5
Modern Languages	8	7	1	2	2	2	3	3	2	—	—	46.7	80.0
Sciences	128	15	69	—	30	6	29	9	—	—	—	67.1	97.2
Biology	11	2	4	—	6	1	1	1	—	—	—	84.6	100.0
Chemistry & Biochemistry	22	1	12	—	4	—	6	1	—	—	—	56.5	100.0
Earth & Atmospheric Science	13	3	8	—	3	—	2	3	—	—	—	62.5	100.0
Mathematics	42	2	20	—	10	—	12	2	—	—	—	65.9	95.5
Physics	24	1	16	—	5	1	3	—	—	—	—	80.0	100.0
Psychology	12	5	7	—	1	3	4	2	—	—	—	52.9	100.0
Health & Performance Sci.	4	1	2	—	1	1	1	—	—	—	—	80.0	60.0
Institute Total	555	84	228	9	182	28	134	38	10	9	1	61.7	92.8
Percentage of Total	86.9	13.1	35.7	1.4	28.5	4.4	21.0	5.9	1.6	1.4	0.2		

*Note:* Includes only those persons with academic rank; does not include academic administrators, or those on leave of absence.  
Column headings are as follows: \* (1) Percent Tenured; and \*\* (2) Percent Doctorates.

## FACULTY PROFILE

**Table 3.5 Academic Faculty Distribution by Position Classification, as of June 1995**

	<u>By Rank</u>					Total
	Professor	Associate Professor	Assistant Professor	Instructor	Lecturer	
Full-time Teaching Faculty	237	210	172	19	1	639
General Administrators	11	2	—	—	—	13
Academic Administrators	45	15	1	—	—	61
Librarians	1	2	2	—	—	5
On-leave	9	7	5	—	—	21
Part-time Faculty*	1	2	2	—	—	5
<b>Total</b>	<b>304</b>	<b>238</b>	<b>182</b>	<b>19</b>	<b>1</b>	<b>744</b>

	<u>By Highest Degree</u>			Total
	Doctoral	Master's	Bachelor's/Other	
Full-time Teaching Faculty	593	41	5	639
General Administrators	11	2	—	13
Academic Administrators	58	2	1	61
Librarians	—	5	—	5
On-leave	21	—	—	21
Part-time Faculty*	1	4	—	5
<b>Total</b>	<b>684</b>	<b>54</b>	<b>6</b>	<b>744</b>

	<u>By Race and Sex</u>						Total
	Black Male	White Male	Other Male	Black Female	White Female	Other Female	
Full-time Teaching Faculty	16	445	94	3	73	8	639
General Administrators	—	10	—	1	2	—	13
Academic Administrators	—	52	3	1	5	—	61
Librarians	—	2	—	1	2	—	5
On-leave	—	14	5	1	1	—	21
Part-time Faculty*	—	5	—	—	—	—	5
<b>Total</b>	<b>16</b>	<b>528</b>	<b>102</b>	<b>7</b>	<b>83</b>	<b>8</b>	<b>744</b>

\* Includes only those part-time faculty (less than .75 EFT) who are on contract; does not include part-time faculty who are hired on a per course, per quarter basis as needed.

## STAFF PROFILE

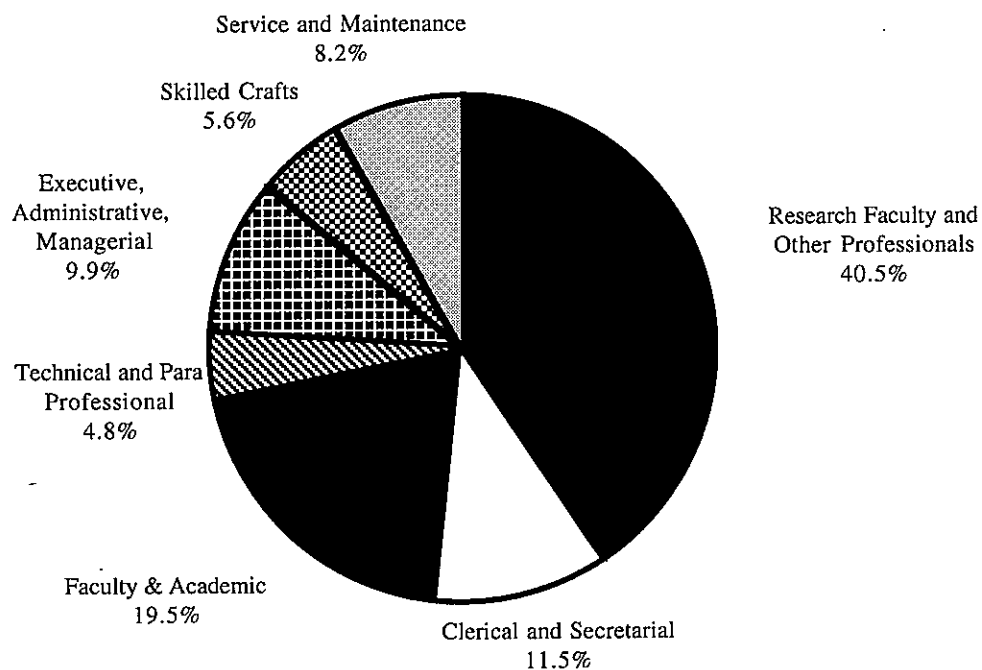
**Table 3.6 Total Employee Profile by EEO Category, Fiscal Year 1995**

EEO Code	Category	White		Black		Other <sup>a</sup>		Total	
		M	F	M	F	M	F	M	F
1	Executive, Administrative, Managerial	212	124	17	20	4	5	233	149
2	Instructional Faculty and Librarians	506	109	20	5	104	12	630	126
3	Research Faculty and Other Professionals	851	458	58	150	36	15	945	623
4	Clerical and Secretarial	21	203	27	187	1	5	49	395
5	Technical and Paraprofessional	105	28	40	11	1	0	146	39
6	Skilled Crafts	135	5	69	5	2	0	206	10
7	Service and Maintenance	28	11	180	97	1	1	209	109
	<b>Total</b>	<b>1,858</b>	<b>938</b>	<b>411</b>	<b>475</b>	<b>149</b>	<b>38</b>	<b>2,418</b>	<b>1,451</b>

EEO = Equal Employment Opportunity

<sup>a</sup>Includes Hispanic, Asian, and Native Americans.

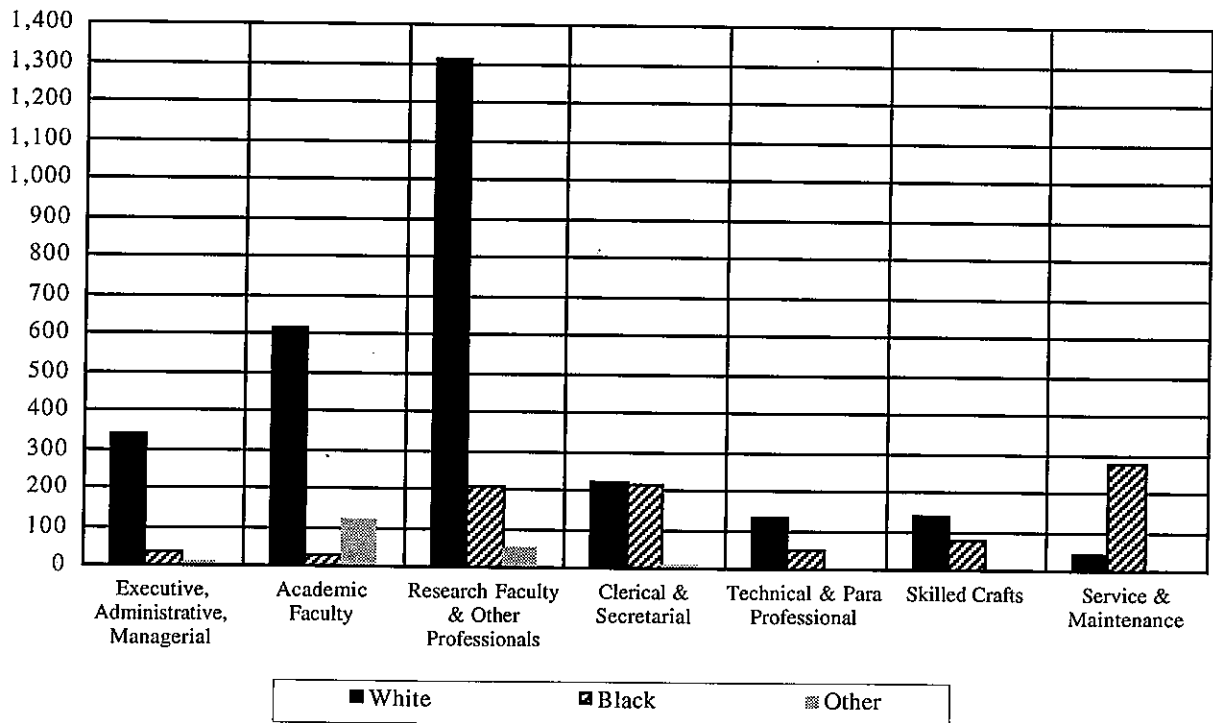
**Fig. 3.2 Employee Profile by EEO Category  
Fiscal Year 1995**



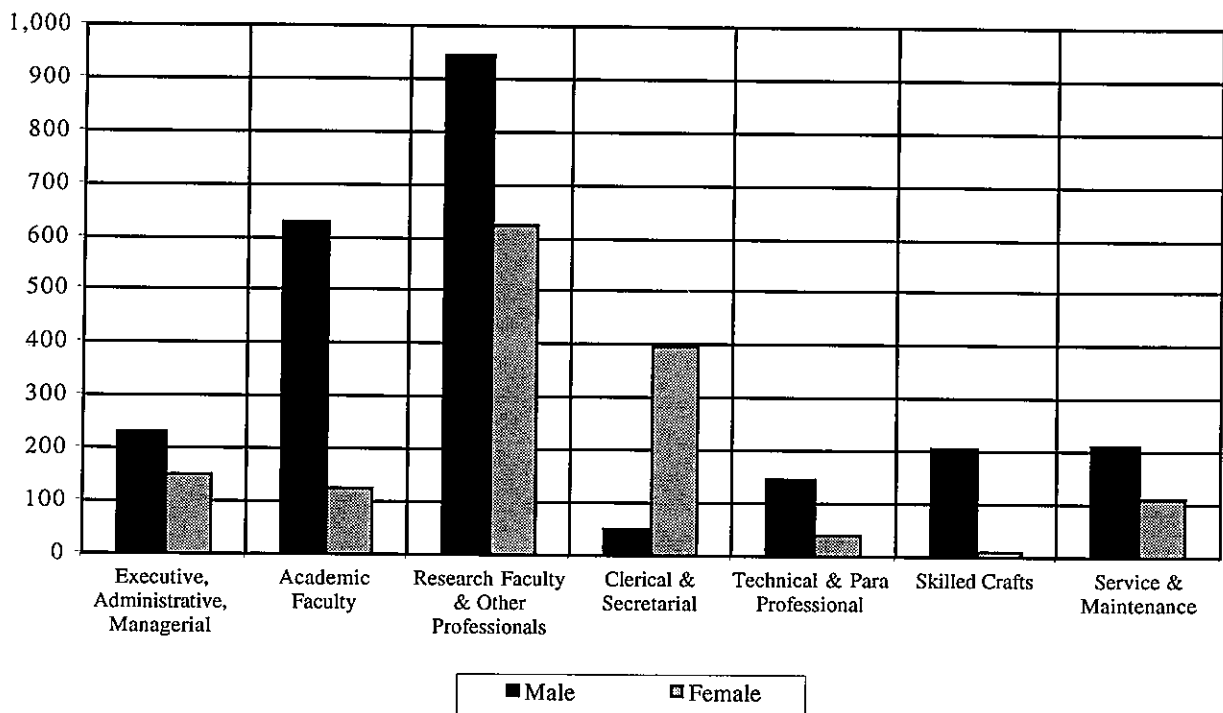


## STAFF PROFILE

**Fig. 3.3 Employee Profile by EEO Category and Ethnicity  
Fiscal Year 1995**



**Fig. 3.4 Employee Profile by EEO Category and Gender  
Fiscal Year 1995**



Source: Office of Human Resources





Tech Tower  
Georgia Institute of Technology

Given to Mrs. Lucile A. O'Neil  
Atlanta, Georgia

# General Information

Georgia Institute of Technology



## QUICK FACTS

### Students

- Matriculation and Nonresident Tuition Fees, Fall Quarter 1995:

Matriculation Fee	Nonresident Tuition Fee	Total Nonresident Fee
\$665.00	\$1,727.00	\$2,392.00

- Estimated Academic Year Cost (Fall, Winter, and Spring Quarters):

Matriculation (Full-time Student)	\$1,995.00
Other Mandatory Fees	
Student Activities	123.00
Student Athletic	99.00
Student Health	180.00
Transportation	60.00
Estimated Elective Charges:	
Dormitory Room Rent	2,196.00
Board	2,700.00
Miscellaneous (books, supplies, personal)	2,400.00
Total	\$9,753.00

### Space

- Square Footage by Functional Area, Fall 1995:

Academic Instruction and Research	2,442,227
Academic Support	414,060
Athletic Association	138,642
Campus Support	392,690
GT Research Institute	378,679
Other	258,000
Parking Decks	397,155
Residential	1,979,808
Student Support	591,736
Institute Total	6,992,997

- Georgia Tech has 129 buildings with 3,542 rooms
- Total Student Housing capacity is 7,050

### Library

- The Georgia Tech Library Collections for 1995 include:

Catalogued Items	3,092,791
Government Documents	638,544
Technical Reports	2,447,598
Maps	177,547
Patents	5,237,860

### Other

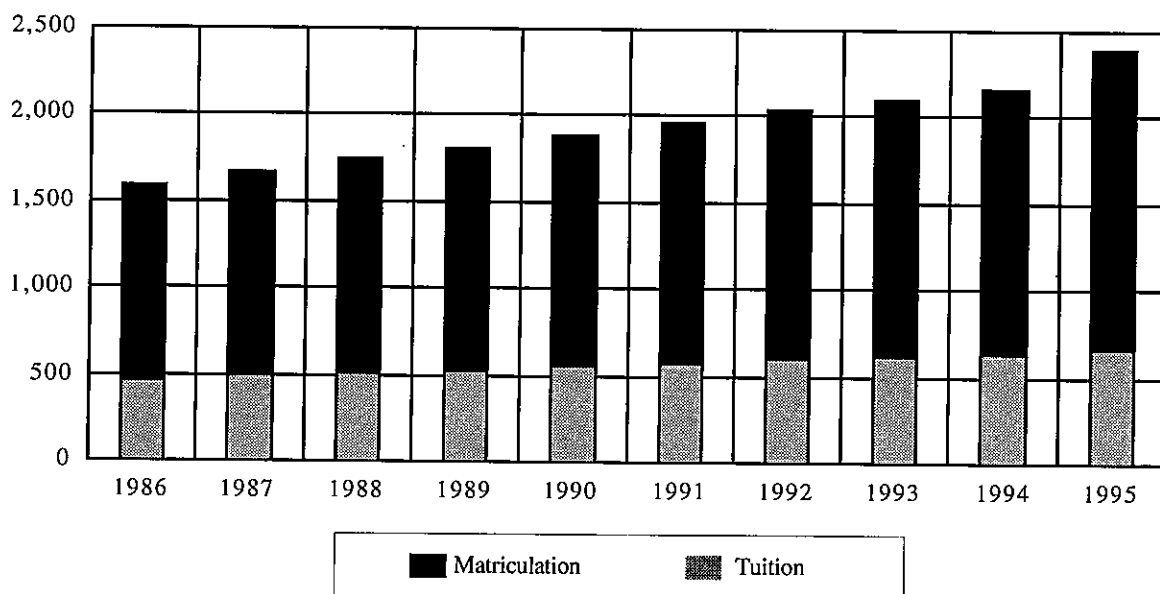
- Over 460 Continuing Education programs were conducted with more than 11,350 participants
- There are 30 fraternities and eight sororities existing on campus
- Georgia Tech's athletic tradition began in 1892 with the first football team
- Georgia Tech's athletes have won four national football championships, played in 23 bowl games, and received 45 All-American citations
- Georgia Tech has nine men's athletic teams with 255 participants and seven women's athletic teams with 127 participants
- The Georgia Tech Foundation was chartered in 1932. The Endowment of the Georgia Tech Foundation has a current market value in excess of \$301 million
- The Georgia Tech Alumni Association was chartered in June 1908

## TUITION AND FEES

**Table 4.1 Matriculation and Nonresident Tuition Fees, Fall Quarters 1986-95**

Year	Matriculation Fee (Resident and Nonresident)	Nonresident Tuition Fee	Total Nonresident Fee (Matriculation and Tuition)
1986	460	1,123	1,583
1987	487	1,187	1,674
1988	506	1,234	1,740
1989	528	1,283	1,811
1990	552	1,334	1,886
1991	574	1,387	1,961
1992	597	1,442	2,039
1993	615	1,485	2,100
1994	633	1,530	2,163
1995	665	1,727	2,392

**Fig. 4.1 Matriculation and Nonresident Tuition Fees  
Fall Quarters 1986 through 1995**



**Table 4.2 Estimated Academic Year Cost, 1991-92 to 1995-96**

	1991-92	1992-93	1993-94	1994-95	1995-96
Matriculation (Full-time Student)	\$1,722	\$1,791	\$1,845	\$1,899	\$1,995
Other Mandatory Fees:					
Student Activity	114	114	114	123	123
Student Athletic	87	99	99	99	99
Student Health	165	165	165	165	180
Transportation	30	36	54	57	60
Estimated Elective Charges:					
Dormitory Room Rent	1,770	1,869	1,974	2,169	2,196
Board	2,127	2,430	2,430	2,700	2,700
Miscellaneous (books, supplies, personal)	1,959	1,959	1,959	2,064	2,400
<b>Total Estimated Cost</b>	<b>\$7,974</b>	<b>\$8,463</b>	<b>\$8,640</b>	<b>\$9,276</b>	<b>\$9,753</b>

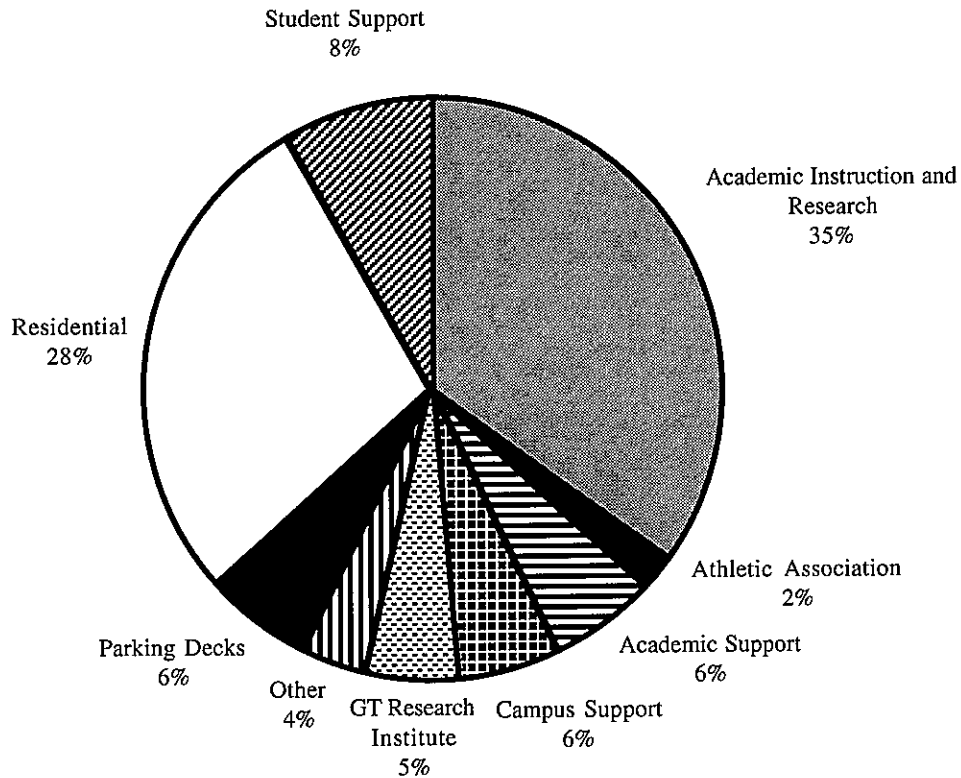
Source: Office of the Associate Vice President, Planning, Budget, and Finance

## FACILITIES

**Table 4.3 Institute Buildings by Use, Fall Quarter 1995**

Principal Use of Buildings	Number of Buildings	Gross Area Square Feet
Academic Instruction and Research	46	2,442,227
Academic Support	10	414,060
Athletic Association	8	138,642
Campus Support	27	392,690
GT Research Institute	17	378,679
Other	5	258,000
Parking Decks	3	397,155
Residential	33	1,979,808
Student Support	15	591,736
<b>Institute Total</b>	<b>164</b>	<b>6,992,997</b>

**Fig. 4.2 Square Footage by Building Use  
Fall Quarter 1995**



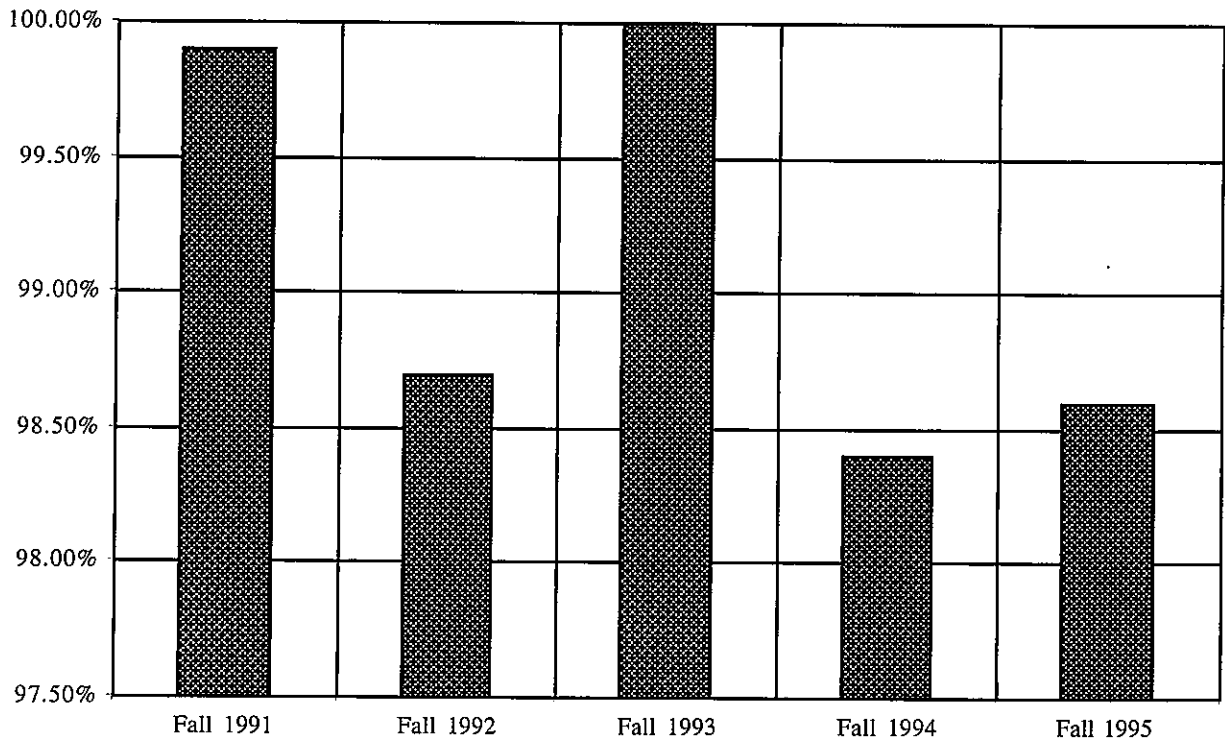
Source: Office of Facilities

## FACILITIES

**Table 4.4 Capacity and Occupancy, Fall Quarters 1991-95**

	1991		1992		1993		1994		1995	
	M	F	M	F	M	F	M	F	M	F
<b>Single Student Housing</b>										
Capacity	3,062	1,131	3,062	1,131	3,106	1,353	3,244	1,165	4,043	1,644
Occupancy	13,060	1,125	3,001	1,122	3,106	1,353	3,244	1,122	4,023	1,636
<b>Fraternity Housing</b>										
Capacity	956	N/A	956	N/A	978	N/A	908	N/A	946	N/A
Occupancy	956	N/A	956	N/A	978	N/A	908	N/A	946	N/A
<b>Sorority Housing</b>										
Capacity	N/A	83	N/A	83	N/A	102	N/A	102	N/A	117
Occupancy	N/A	83	N/A	83	N/A	102	N/A	102	N/A	117
<b>Total Single Student Housing</b>										
Capacity	4,018	1,214	4,018	1,214	4,084	1,455	4,152	1,267	4,989	1,761
Occupancy	4,016	1,208	3,957	1,205	4,084	1,455	4,152	1,224	4,969	1,753
<b>Married Student Housing</b>										
Capacity		300		300		300		200		200
Occupancy		300		300		300		200		64
<b>Total Institute Student Housing</b>										
Capacity		5,532		5,532		5,839		4,352		1,367
Occupancy		5,524		5,462		5,839		4,352		1,324
Percentage Occupancy		99.9%		98.7%		100.0%		100.0%		96.8%

**Fig. 4.3 Student Housing Occupancy  
Fall Quarters 1991-95**



Source: Student Housing Office



## LIBRARY

The Library and Information Center houses collections of scientific and technical information. It includes over 3.0 million volumes, and 2.4 million technical reports, 600,000 government documents, and 177,547 maps. It is an official depository of the U.S. Government Printing Office and the U.S. Patent and Trademark Office. The Library's goals include increasing the amount and quality of information available on campus, increasing productivity, and creation of a rich learning environment for students.

The catalog record of the Library's collections is part of the Georgia Tech Electronic Library (GTEL®) and is used by faculty, staff, and students through the campus network. GTEL® also contains abstracts and indexes to contents of journals and conference proceedings in general areas, as well as engineering, science, computing, business, and management. GTEL® is complemented by a campus-wide delivery service of library materials to faculty and staff.

The Library has access to over 500 databases of citations, full text, and numeric data through outside vendors. The Library's Georgia Tech Information Service offers fee-based services to teaching and research faculty on campus and to individuals and businesses outside Georgia Tech. These services include research services, database searching, and reports on specific subjects tailored to meet client needs.

The Institute's membership in the University Center in Georgia allows access to and delivery of materials from 13 other libraries in the area. Georgia Tech and Georgia State University participate in a reciprocal borrowing program to enhance access to information resources for the students and faculty of both schools. Tech students and faculty also may use the libraries of all other institutions in the University System.

The Library is a member of the Association of Research Libraries, Online Computer Library Center (OCLC), Solinet, and the Georgia Library Information Network.

According to the Institute's Financial Reports, the Library has received the following funding for the fiscal years 1986 through 1995 :

**Table 4.5 Library Expenditures, Fiscal Years 1986-95**

Fiscal Year	Expenditures	Percentage of Educational and General Expenditures
1986	\$4,308,387	3.2%
1987	4,154,159	3.1%
1988	4,473,279	3.0%
1989	4,633,788	3.0%
1990	4,970,854	2.9%
1991	5,405,684	3.0%
1992	5,741,942	3.0%
1993	5,294,917	1.7%
1994	6,453,777	1.8%
1995	7,671,381	N/A

**Table 4.6 Library Collections, Fiscal Years 1994-95**

	1993-94	1994-95	Number Change	Percent Change
Catalogued Items	2,929,507	3,092,791	163,284	+5.6%
Government Documents	623,338	638,544	15,206	+2.4%
Technical Reports	2,375,049	2,447,598	72,549	+3.0%
Maps	173,678	177,547	3,869	+2.2%
Patents	5,130,334	5,237,860	107,526	+2.1%



## STUDENT

The Division of Student Services at Georgia Tech seeks to provide services and activities to encourage and assist students in their physical development and to cultivate their capabilities both as professionals and as human beings. Specific programs include:

**Student Housing:** Twenty-nine on-campus residence halls house 4,023 males and 1,636 females, and apartments are provided for 164 married students. The Residence Hall Association (RHA) provides numerous social, academic, and recreational activities. Fraternities and Sororities provide on-campus housing for 1,063 students.

The **Student Health Center** is a modern Ambulatory Care Center with facilities for out-patient treatment, X-ray examinations, physical therapy, a medical laboratory. The staff consists of five full-time physicians, visiting consultants in psychiatry and radiology, registered nurses, physician assistants, and medical technicians. Physicians and dentists on the consulting staff represent all medical specialties; their services are available on a fee-for-service basis. Student Health fees cover regular on-campus services during school terms. A supplemental insurance plan, which covers consultations, referrals to other physicians or hospitals, and medical problems that occur off-campus, is available to all students.

**Food Services** at Georgia Tech offers a dining program carefully designed to provide variety and flexibility on a budget that is right for students. The Tech Express offers services that suit the students' schedules as well as their lifestyles. Several options are available on a quarterly basis. The dining program also offers the convenient Tech Express Card, a meal "debit card" honored at all six dining facilities on campus.

The **Georgia Tech Campus Police** support the educational and research activities of the Institute by providing for the law enforcement, security, and safety needs of the community. The Campus Police are available to provide services to the community 24 hours a day, seven days a week. All officers of the department are certified by the Georgia Peace Officer Standards and Training Council and receive professional training on a continual basis. The Campus Police can be reached by telephone at (404) 894-2500.

**Counseling Services** with professional counselors are available to help students who have personal problems; motivational problems; study problems; or concerns about choosing a career, a major, or another college. The career information service includes a computerized interactive guidance and information system; study skills instruction; resume and job search workshops; and a library of film strips, videotapes, and cassettes containing information about careers.

**Recreation** is available at the Callaway Student Athletic Complex which features two multi-purpose gymnasiums for basketball, volleyball, and badminton. Other areas include weight training for men and women, racquetball/handball/squash courts, a 50-meter outdoor swimming pool, and a 25-meter indoor swimming pool with connecting diving well. The building houses the Health and Performance Sciences Department and the Intramural Department.

The **Student Center** contains facilities and services for all types of out-of-classroom special interest and social programs. A professional program and numerous student committees provide a complete range of social, artistic, cultural, and recreational programs for the Tech community. The Student Center also offers a full-service post office, automatic teller machines, craft center, recreation area, music listening room, box office, computer cluster, and more.

The **Georgia Tech Bookstore** is an institutionally owned and operated facility with a staff of 35 full-time employees dedicated to fulfilling the needs of students, faculty, and staff. The store is located adjacent to the Student Center and covers approximately 48,000 square feet. In addition to textbooks, the bookstore also features calculators, school spirit items, clothing, and much more. Tenants in the mall include a travel agency, card and gift shop, hair styling center, computer store, computer repair facility, and grocery store.

**Fraternities and Sororities** are located on the campus. There are 31 national social fraternities with a total membership of 2,150 and eight national social sororities with a membership of 595.

**Student Organizations** abound at Georgia Tech. Opportunities are provided for student participation in a variety of officially recognized groups. The Student Government Association provides 13 committees for student involvement. Besides the traditional student newspaper, yearbook, and radio station, there are approximately 24 sports/recreation organizations, 34 special interest groups, 21 religious organizations, 54 departmental, professional, and honor societies, 14 social service organizations, 14 cultural organizations, and 11 national honor societies. Over 6,000 students are involved in one or more student organizations.

**Services for Students with Disabilities**, provided through the Division of Student Services, offers many services including assistance with registration, accessibility, parking, transportation, housing, counseling, tutoring, and other individualized needs.

The **Georgia Tech Center for the Arts** plays host to over 300 events each year, ranging from student organized functions to an annual fine arts series, which brings world-class performers to the Tech campus. The Richards and the Westbrook galleries, located in the theatre foyer, host visual art exhibitions highlighting technology and the arts. This 1,200 seat performing and visual arts facility serves as much needed space for campus groups and local area arts organizations to present their events. For more information about the Theatre for the Arts, call the theatre administration office at (404) 894-2787.

Source: Division of Student Services



# STUDENT

**Table 4.7 Fraternities and Sororities**

Social Organization	Date Established on Campus
<b>Fraternities</b>	
Alpha Tau Omega	1888
Kappa Sigma	1895
Sigma Nu	1896
Kappa Alpha Order	1899
Phi Delta Theta	1902
Chi Phi	1904
Phi Kappa Sigma	1904
Pi Kappa Alpha	1904
Sigma Phi Epsilon	1907
Pi Kappa Phi	1913
Phi Epsilon Pi*	1916
Zeta Beta Tau*	1970
Beta Theta Pi	1917
Delta Sigma Phi	1920
Delta Tau Delta	1921
Sigma Chi	1922
Phi Sigma Kappa	1923
Chi Psi	1923
Theta Chi	1923
Phi Gamma Delta	1926
Phi Kappa Tau	1929
Lambda Chi Alpha**	1942
Alpha Epsilon Pi	1946
Tau Kappa Epsilon	1948
Theta Xi	1951
Delta Upsilon	1957
Phi Kappa Theta	1966
Psi Upsilon	1970
Omega Psi Phi	1976
Alpha Phi Alpha	1981
Delta Chi	1991
<b>Sororities</b>	
Alpha Xi Delta	1954
Alpha Gamma Delta	1970
Alpha Chi Omega	1974
Alpha Delta Pi	1977
Alpha Kappa Alpha	1979
Delta Sigma Theta	1982
Zeta Tau Alpha	1984
Phi Mu	1989

\*In 1970, Phi Epsilon Pi merged into Zeta Beta Tau.

\*\*In 1942, Beta Kappa became Lambda Chi Alpha.

# STUDENT

**Table 4.8 Student Organizations**

Organization	Purpose
<u>Student Governing Organizations</u>	
Board of Student Publications	Governs and coordinates the efforts of the major student publications
Graduate Student Senate	Represents graduate students
Interfraternity Council	Governing body of the fraternity system
Panhellenic Association	Governing body of the sorority system
Radio Communications Board	Governs the student radio station (WREK)
Residence Hall Association	Represents residents of the residence halls and organizes residence halls
Sports Club Council	Supervises and evaluates the sports club program
Student Athletic Center Advisory Council	Administers programs serving recreational and athletic interests of the Tech community
Student Center Governing Board	Determines policies and procedures of the Student Center
Student Center Programming Board	Coordinates activities and programs
Student Government Association	Provides for the involvement of the student body in the operation of the Institute
<u>Production Organizations</u>	
<i>Blueprint</i>	Georgia Tech's annual
Chamber Orchestra	Studies and performs classical chamber music
Musicians Network	Brings campus musicians together for playing and recording
Chorale	Performs sacred works and popular contemporary music
DramaTech	Theatrical performances
<i>Erato</i>	A student publication of art, poetry, prose, and photography
Georgia Tech Yellow Jacket Band	Performs at football games
Pep Band	Performs at basketball games
Concert Band	Light concert performances during winter and spring
Jazz Ensemble	Performance-oriented jazz group
<i>The Technique</i>	Student-run newspaper
<i>North Avenue Review</i>	Specialty student paper
WREK Radio	Georgia Tech's 24-hour a day, student-run radio station
<u>Honor Societies</u>	
ANAK	Honor
Briarean Society I	Promotes high scholarship among co-op students
Briarean Society II	Recognizes academic achievement of co-op students
Gamma Beta Phi Society	Encourages scholastic effort and rewards academic merit
Golden Key Nat'l Honor Society	Recognizes scholastic achievement and excellence in all undergraduate fields
Lambda Sigma	Alpha Kappa Chapter, promotes leadership, scholarship, and fellowship among sophomores
Omicron Delta Kappa	Alpha Eta Circle, promotes leadership
Order of Omega	Promotes leadership of fraternity and sorority members
Phi Eta Sigma	Freshman Honorary Society
Phi Kappa Phi	Recognizes superior scholarship in all fields of study
Tau Beta Pi Association	Georgia Alpha Chapter, honors academic achievements and exemplary character
<u>Department Honoraries</u>	
Alpha Chi Sigma	Chemistry
Alpha Pi Mu	Industrial engineering
Beta Beta Beta	Biology
Beta Gamma Sigma	Business and management
Chi Epsilon	Civil engineering
Omega Chi Epsilon	Chemical engineering
Eta Kappa Nu	Beta Mu Chapter, electrical engineering
Kappa Kappa Psi	Promotes the existence and welfare of the band
Keramos	Ceramic industries
Pi Mu Epsilon	Mathematics
Pi Tau Sigma	National honorary mechanical engineering fraternity
Sigma Gamma Tau	Aeronautical engineering
Sigma Pi Sigma	Physics
Tau Beta Sigma	Promotes and serves the Georgia Tech band

Source: Division of Student Services



## STUDENT

**Table 4.8 Student Organizations—Continued**

Organization	Purpose
<u>Departmental and Professional Societies</u>	
AIESEC	Promotes international understanding and cooperation
Alpha Kappa Psi	Professional business fraternity for IM's and IE's
American Assoc. of Textile Chemists and Colorists	New processes in textile manufacturing
American Ceramic Society	Furtheres ceramic science, technology, and developments
American Chemical Society	Provides professional and personal services to chemistry and chemical engineering majors
American Institute of Aeronautics	Promotes student/industry relations in aerospace engineering and astronautics
American Institute of Architects	Provides student link to the practice of architecture and those professionals involved
American Institute of Chemical Engineers	Strives to build leadership and communication skills
American Institute of Industrial Engineers	Encourages industrial engineering awareness on campus and the professional development of industrial engineers
American Marketing Association	Fosters research in the field of marketing
American Medical Student Association	Pre-medical society
American Nuclear Society	Provides a professional society dedicated to the discussion of policy and related issues affecting nuclear and radiation protection
American Society of Civil Engineers	Provides professional, social, and academic development activities
ASHRAE	Science and professions relating to heating, refrigeration engineering
American Society of Mechanical Engineers	Opportunities and responsibilities of mechanical engineering
Arnold Air Society	Develops leadership and dedication in AFROTC cadets
Assoc. for Computing Machinery	Promotes and increases knowledge of science, design, development, construction, languages and applications of modern computing machinery
Assoc. for Environmental Engineers	To provide a forum for communication between students, faculty, scientists and engineering professionals in the field of environmental engineering.
Assoc. for Industrial Design Students	Promotes the field of industrial design
Assoc. of Chemical Engineering Graduate Students	Promotes graduate student interaction with the Chemical Engineering Graduate Students School, faculty, staff and fellow graduate students
Georgia Tech Law Organization	Familiarizes students with the study and practice of law
Graduate Students in Management	Serves as a focal point for graduate management activities
Industrial Designers Society of America	Fosters better student understanding of the practice and profession of industrial design
Institute of Electrical and Electronic Engineers	Provides means for student involvement in electrical engineering
National Society of Black Engineers	Fosters the recruitment, retention, and career development of minorities in engineering
Planning Association	Promotes Graduate City Planning Program
Society for Advancement of Management	Conducts and promotes scientific study of the principles governing management-organized effort in industrial and economic life
Society of Automotive Engineers	Advances the arts, sciences, standards, and engineering practices connected with the design and utilization of self-propelled mechanisms, prime movers, and related equipment
Society of Hispanic Professional Engineers	Promotes scholarships and assists Hispanic students in acquiring scholarships
Society of Physics Students	Advances and diffuses knowledge of physics
Society of Women Engineers	Professional service organization aimed toward informing women engineering students of opportunities open to them
Student Construction Association	Promotes the building construction program
Student Planning Association	Promotes city planning programs and student interest with faculty

# STUDENT

**Table 4.8 Student Organizations—Continued**

Organization	Organization	Organization
	<u>Recreation, Leisure and Sports Organizations</u>	
Barbell Club	Ice Hockey Club	Scuba Jackets Club
Bowling Club	International Folk Dancers	Soccer Club
Cheerleaders	Lacrosse Club	Sport Parachute Club
Chess Club	Musicians Network	Table Tennis Club
College Bowl	Racquetball Club	Tae Kwon Do Club
Cycling	Ramblin' Reck Club	Volleyball Club
Disc Association	Rowing Club (Crew Club)	Water Polo Club
Fencers Society, Yellow Jacket	Rugby Club	Water Ski Club
Hapkido Club	Sailing Club	Women's Soccer Club
	<u>Religious and Spiritual Organizations</u>	
Alpha Omega	Christian Campus Fellowship	Jewish Educational Alliance
Baha'i Club	Christian Science College Organization	Lutheran Campus Ministry
Baptist Student Union	Christian Student Organization	New Generation Campus Ministries
B'nai Brith Hillel	Church of Jesus Christ of Latter Day Saints	Newman Club - Catholic Center
Branches	Fellowship of Christian Students	Presbyterian Student Center
Campus Crusade for Christ	Forerunners for Christ	Tech Christian Fellowship
Canterbury Assoc. of All Saints Church	Hindu Students Council	Wesley Foundation
Chi Alpha Christian Fellowship	InterVarsity Christian Fellowship	Westminster Christian Fellowship
	<u>Service and Educational Organizations</u>	
Alpha Phi Omega	College Libertarians	Omega Phi Alpha
AmigaSIG	College Republicans	Radio Club
Amnesty International	Environmental Forum	Students for Life
Angel Flight	Flying Club, Yellow Jacket	Techmasters
Army ROTC Counterinsurgency Unit	Forum on Democracy	World Student Fund Committee
Assoc. for Metaphysical and Parapsychological Research	Freshman Council	Young Democrats
Career Fair Committee	Get a Buzz on Life Task Force	Young Men's Christian Assoc.
Circle "K" Club	Habitat for Humanity	
	Mariners	
	<u>Cultural and Diversity Organizations</u>	
African-American Student Union	Hellenic Society	Muslim Student Association
African Students Association	India Club	Pakistan Student Association
Caribbean Students Association	Indonesian Student Association	Puerto Rican Student Association
Chinese Friendship Association	Iranian Cultural Society	Spanish Speaking Organization
Chinese Student Club	Korean Students Association	Turkish Students Organization
French Club	Le Cercle Français	US/Japan Intercultural Society
Gay and Lesbian Alliance	League of United Latin American Citizens	Vietnamese Students Organization
The German Club	Lebanon Club	Women's Student Union

## ATHLETIC ASSOCIATION

The Georgia Tech athletic tradition is almost as old as the school itself and contributes an important part to the Tech heritage. The first football team was formed in 1892, and from that initial season until 1903 it was coached by an assortment of volunteers, most notably Lt. Leonard Wood (who later became famous as the colonel in command of Roosevelt's Rough Riders and the man who captured Geronimo). In 1904, Tech hired its first full-time football coach, John Heisman, for whom the Heisman Trophy is named.

Over the last 85 years, Tech has had only ten full-time head football coaches: John Heisman, Bill Alexander, Bobby Dodd, Bud Carson, Bill Fulcher, Pepper Rodgers, Bill Curry, Bobby Ross, Bill Lewis, and George O'Leary.

The Tech football history includes such notable events as four national championships (1917, 1928, 1952 and 1990), 23 bowl game appearances (15 wins, 8 losses), and 45 All-American citations. The Tech legend includes more than football, including the 1990 men's basketball Final Four appearance and women's basketball NWIT 1992 National Championship. Many great names have made sports history at Georgia Tech—Bobby Jones and Larry Mize (golf); Roger Kaiser, Rich Yunkus, Mark Price, John Salley (basketball); Ed Hamm (track world record holder and Olympic performer); and Antonio McKay (Olympic gold and bronze medalist in track and field).

The Georgia Tech Athletic Association is a nonprofit organization responsible for maintaining the intercollegiate athletic program at Georgia Tech. The Athletic Association is overseen by the Georgia Tech Athletic Board, chaired by the president of the Institute and composed of seven faculty members, three alumni members, and three student members. The on-going operations of the Athletic Association are managed by the Director of Athletics, Dr. Homer Rice, and his staff.

The Athletic Association consists of the following areas of operations: Sport Programs (16), Business, Development, Finance, Accounting, Ticketing, Academics, Marketing and Promotions, Sports Information, and Sports Medicine. In addition, the Alexander-Tharpe Fund raises funds to support intercollegiate athletics. The Fund offers scholarships and other forms of assistance to student-athletes at Tech.

Tech has some of the finest facilities in the nation, including the multi-million dollar Arthur B. Edge Athletics Center, which houses Tech's administrative and coaching staffs, a dining hall, locker, training and weight room facilities, as well as the Andrew Hearn, Sr., Academic Center. Tech's athletic plant also features the 46,000-seat Bobby Dodd Stadium/Grant Field for football, the 9,500-seat Alexander Memorial Coliseum for basketball, the James Luck, Jr., Building that houses basketball locker rooms, and the Russ Chandler Stadium for baseball, as well as the Bill Moore Tennis Complex (which features both indoor and outdoor courts) and the state-of-the-art George C. Griffin Track complex and Morris Bryan Stadium.

The Georgia Tech Athletic Association is a service organization for several constituent groups: Tech's student-athletes, the student body, faculty and staff, alumni and friends, sports media, and the general community. The primary purpose of the Athletic Association is to direct each student-athlete toward growing as a total person, earning a meaningful degree, becoming a good citizen, and developing as an athlete. The basic obligation of all of these groups is twofold:

- (1) to develop and maintain a competitive athletic program within the ACC and NCAA that can be a source of pride, and
- (2) to allow members of these groups the opportunity to become involved in the program, whether as participants, contributors, or spectators.

The Athletic Association also sponsors the Georgia Tech Band, Pep Band, Reckettes (drill team), cheerleaders, and Solid Gold (recruiting assistants), as well as student trainers and managers.

**Table 4.9 Athletic Association Sponsored Groups**

Group	Number of Participants
Sport Teams (16)	382
Band	285
Pep Band	30
Reckettes	16
Cheerleaders	30
Solid Gold	47
Student Trainers	10
Student Managers	14

## ATHLETIC ASSOCIATION

The Georgia Tech athletic program includes 16 intercollegiate athletic teams (nine men's and seven women's). During the 1995-96 school year, 382 student-athletes will compete in these sports:

**Table 4.10 Intercollegiate Athletic Teams**

Sport	Head Coach	Number of Participants	
		Men's	Women's
Baseball	Danny Hall	30	
Basketball	Bobby Cremins	11	
Cross Country	Grover Hinsdale/Alan Drosky	14	
Football	George O'Leary	131	
Golf	Bruce Heppler	12	
Indoor Track	Grover Hinsdale	47	
Swimming	Bill Humber	27	
Tennis	Jean Desdunes	6	
Track	Grover Hinsdale	47	
		Women's	
Basketball	Agnus Berenato	12	
Cross Country	Alan Drosky	9	
Indoor Track	Alan Drosky	22	
Softball	Regina Tomaselli	15	
Tennis	Sue Hutchinson	8	
Track	Alan Drosky	25	
Volleyball	Shelton Collier	12	

**Table 4.11 Georgia Tech Athletic Board**

Name	Title
	Chairman
Dr. G. Wayne Clough	President
	Faculty
Dr. Fred Cook	Chair, School of Textile and Fiber Engineering
Dr. Philip Adler Jr.	Professor, School of Management, Ivan Allen College
Dr. Catherine Ross	Vice Provost, Academic Affairs
Dr. George Nemhauser	Faculty Chairman, Professor, School of Industrial and Systems Engineering
Dr. Patricia McDougall	Associate Professor, School of Management, Ivan Allen College
Mr. Mike Sinclair	Senior Research Engineer, Interactive Media Technology Laboratory
Dr. Mark Smith	Assistant Professor, School of Electrical and Computer Engineering, College of Engineering
	Students
Stephanie Goff	Sports Editor, the <i>Technique</i>
John Trainor	Student Body President
Jason Walters	Student-Athlete Representative
	Alumni
Mr. Taz Anderson	
Mr. J. Randall Carroll	
Mr. George Mathews, Jr.	
	Honorary Members
Mr. R.H. Tharpe, Sr.	
Mr. Arthur Howell	
Mr. Dan McKeever	
Mr. George Brodnax III	
Mr. John O'Neill	Business Manager, Emeritus
Dr. William M. Sangster	Faculty Chairman, Emeritus

Source: Office of the Director, Athletic Association



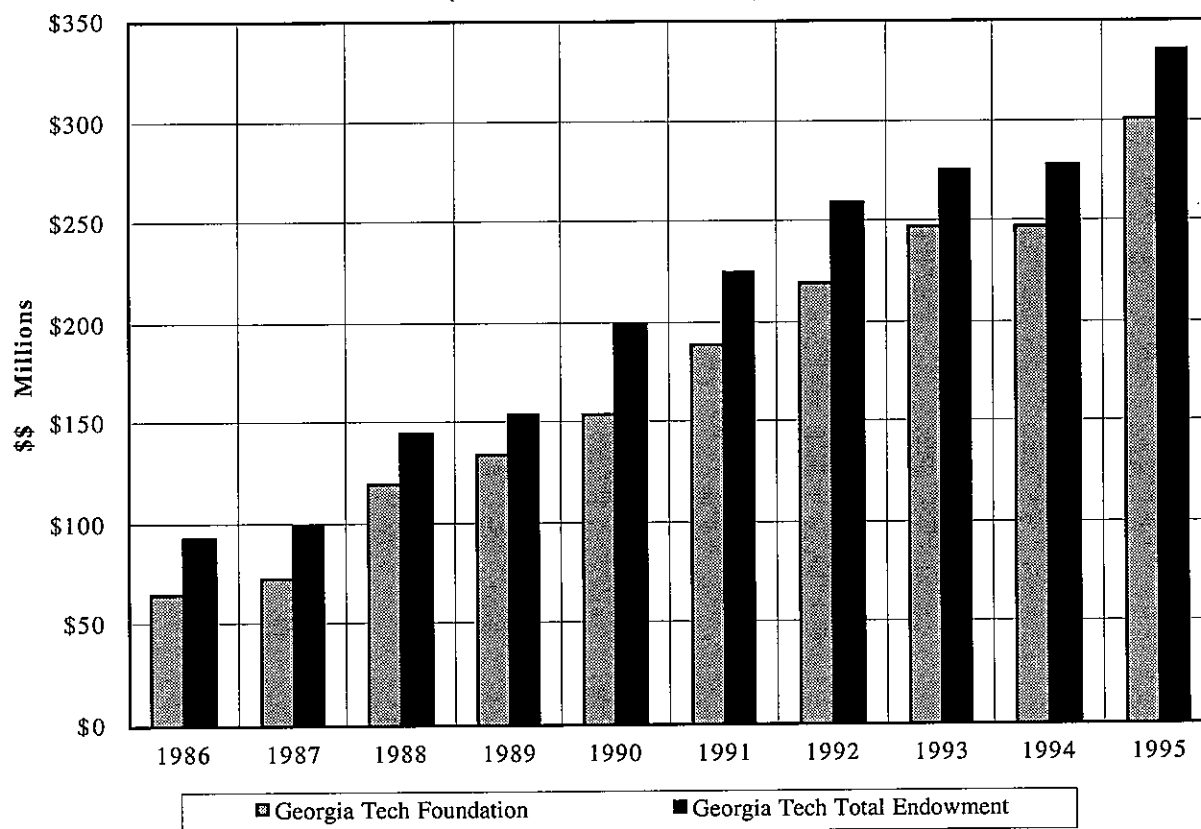
## GEORGIA TECH FOUNDATION

The Georgia Tech Foundation was chartered in 1932 to “promote in various ways the cause of higher education in the state of Georgia; to raise and receive funds for the support and enhancement of the Georgia Institute of Technology; and to aid the Georgia Institute of Technology in its development as a leading educational institution.” It is a nonprofit corporation that receives, administers, and distributes virtually all contributions made in support of the Georgia Institute of Technology. It has been certified by the Internal Revenue Service of the United States and the Department of National Revenue-Taxations of Canada as a tax-exempt organization.

The Board of Trustees of the Foundation is composed of 36 individuals distinguished by success in their chosen professions and their long-time interest in, service to, and support of the Institute. These trustees include the president, president-elect, and immediate past president of the Alumni Association and chairman of the Georgia Tech Advisory Board as *ex-officio* members. The trustees are elected to four-year terms and may be elected to serve no more than two consecutive full terms on the Board. Twenty-three emeritus trustees continue to advise the Foundation and actively support the Institute.

The office of the Foundation is located in the William C. Wardlaw Center on North Avenue. The Endowment of the Foundation as of June 30, 1995, had a market value in excess of \$301 million. The Foundation supports recruitment and support of students, acquisition of facilities and equipment, recruitment and support of faculty, academic program initiatives, and various other special projects.

**Fig. 4.4 . Market Value of Endowment  
Fiscal Years 1986-1995  
(In Millions of Dollars)**



Source: Office of the Vice President for External Affairs

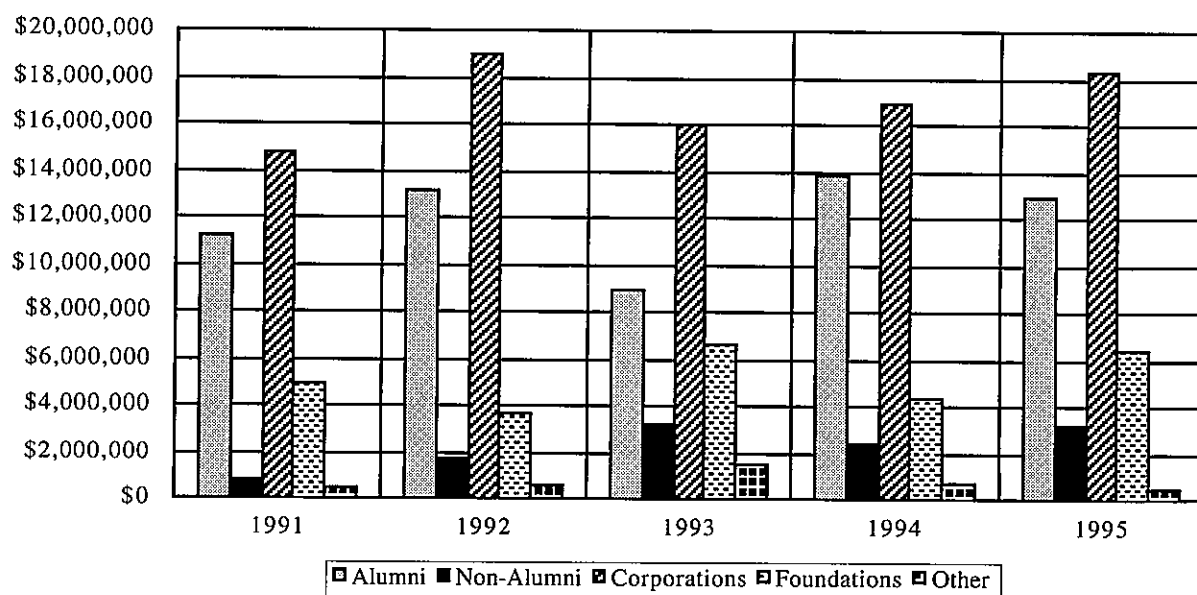


## SOURCES OF SUPPORT

**Table 4.12 Major Institutional Support, Fiscal Years 1991-95\***

	1991	1992	1993	1994	1995
<b>By Donor Purpose</b>					
Unrestricted	\$6,956,880	\$6,895,191	\$6,319,609	\$12,664,776	\$7,717,577
Institute Divisions	6,158,382	6,203,614	5,039,764	5,395,902	4,681,468
Faculty and Staff Compensation	582,113	665,022	709,936	172,812	77,833
Research	1,579,841	1,909,880	2,697,294	4,178,453	4,114,239
Student Financial Aid	1,395,670	2,339,562	1,608,926	1,493,023	924,349
Other Restricted Purposes	3,496,315	3,129,309	6,086,311	4,447,666	4,391,556
<b>Total for Current Operations</b>	<b>\$20,169,201</b>	<b>\$21,142,578</b>	<b>\$22,461,840</b>	<b>\$28,352,632</b>	<b>\$21,907,022</b>
Property, Buildings, and Equipment	\$9,545,159	\$13,650,255	\$9,221,534	\$6,861,164	\$10,844,815
Endowment and Similar Funds Unrestricted	292,820	446,044	1,037,479	424,972	2,498,030
Endowment and Similar Funds Restricted	2,160,079	2,816,066	3,405,452	2,571,814	5,928,848
Loan Funds	15,923	5,657	3,789	0	0
<b>Total for Capital Purposes</b>	<b>\$12,013,981</b>	<b>\$16,918,022</b>	<b>\$13,668,254</b>	<b>\$9,857,950</b>	<b>\$19,271,693</b>
<b>Grand Total</b>	<b>\$32,183,182</b>	<b>\$38,060,600</b>	<b>\$36,130,094</b>	<b>\$38,210,582</b>	<b>\$41,178,715</b>
<b>By Source of Support</b>					
Alumni	\$11,145,435	\$13,175,075	\$8,950,820	\$13,842,101	\$12,945,040
Non-alumni	822,763	1,765,531	3,211,314	2,420,972	3,158,627
Corporations	14,792,043	18,937,212	15,952,992	16,870,496	6,377,331
Foundations	4,934,899	3,636,870	6,577,581	4,352,159	18,240,190
Other	488,042	545,912	1,437,387	724,854	457,527
<b>Total</b>	<b>\$32,183,182</b>	<b>\$38,060,600</b>	<b>\$36,130,094</b>	<b>\$38,210,582</b>	<b>\$41,178,715</b>

**Fig. 4.5 Major Sources of Support  
Fiscal Years 1991-95**



\* Includes all donations made to the Georgia Tech Foundation, the Alexander-Tharpe Fund, Inc., and the Georgia Institute of Technology.

Source: Office of the Vice President for External Affairs



## OFFICERS

**Table 4.13 Georgia Tech Officers, 1994-95**

Name	Position	Title
<b>Georgia Tech Foundation</b>		
Charles R. Brown	President	President, Technology Park/Atlanta Inc.
Julian LeCraw	Vice President	President, Julian LeCraw & Company
John C. Staton, Jr.	Treasurer	Partner, King and Spalding
James M. Langley	Vice President	Vice President for External Affairs, Georgia Tech
Patrick J. McKenna	Secretary	Georgia Tech Foundation, Georgia Tech
<b>Georgia Tech Advisory Board</b>		
Ray C. Anderson	Chair	Chairman of the Board and CEO, Interface, Inc.
Alfred P. West, Jr.	Vice Chair	Chairman of the Board and CEO, SEI Corporation
Robert J. Conrads	Immediate Past Chair	President, Indigo
James M. Langley	Secretary	Vice President for External Affairs, Georgia Tech
<b>Alexander-Tharpe Fund, Inc.</b>		
G. Wayne Clough	President	President, Georgia Tech
Dennis H. James	Vice President	President, Shoptaw-James, Inc.
Jack Thompson	Exec. Vice President and Executive Director	Senior Associate Athletic Director, Georgia Tech
James M. Langley	Secretary	Vice President for External Affairs, Georgia Tech
James E. Murphy III	Treasurer	Alexander-Tharpe Fund, Inc.
Susan Phinney	Vice President	Alexander-Tharpe Fund, Inc.
Homer Rice	Athletic Director	Exec. Asst. to the President & Director of Athletics, Georgia Tech
Michele Wolfert	Director	Alexander-Tharpe Fund, Inc.
Joseph Siffri	Associate Director	Georgia Tech Athletic Association
Arthur Howell	Attorney	Counsel, Alston & Bird
<b>Georgia Tech Alumni Association</b>		
H. Milton Stewart	President	Chairman of the Board & CEO, Standard Group, Inc.
Frank H. Maier, Jr.	Past President	Chairman of the Board, Maier & Berkele, Inc.
Hubert L. Harris, Jr.	President-Elect/Treasurer	President/INVESCO Services Inc.
Francis N. Spears	Vice President/Activities	Vice President Dist. Manager, HCB Contractors
Jay McDonald	Vice President/Comm.	Chairman of the Board, McDonald & Hughes, Inc.
N. Allen Robertson	Vice President/Roll Call	Vice President, Byers Engineering Company
John B. Carter, Jr.	Vice President and Exec. Dir.	Vice President and Exec. Director, Georgia Tech
James M. Langley	Vice President/External Affairs	Vice President for External Affairs, Georgia Tech

Source: Office of the Vice President for External Affairs

## EXTERNAL AFFAIRS

The Office of External Affairs, headed by Vice President Jim Langley, communicates Georgia Tech's message to the public – alumni, friends, potential students, the media, business and industry – and develops prospects for funding that will ensure Georgia Tech's future as an institute of higher learning and as a major factor in the state's economy. The division is responsible for conducting the Capital Campaign and assists the individual academic units with development support. The Office of External Affairs works to maintain the integrity of the Institute's image through close monitoring of logos and trademarks, public relations efforts, funding procurement, and donor contact.

The Office of External Affairs includes the following departments:

- Capital Campaign
- Communications
- Corporate Relations
- Development
- Development Support
- Government Relations
- University Partnerships
- Vice President External Affairs

## ALUMNI ASSOCIATION

Chartered in June, 1908, the Georgia Tech Alumni Association is a not-for-profit organization whose policies, goals, and objectives are guided by a Board of Trustees consisting of 42 elected alumni members. The mission of the Association as stated in its charter is to:

- Promote active alumni participation for Georgia Tech;
- Manage the Roll Call, special projects, and fund raising to support Georgia Tech;
- Promote the academic and research achievements of Georgia Tech;
- Act as liaison between the alumni and the administration of Georgia Tech;
- Manage the resources of the Association in such a way as to achieve this mission in the most cost-effective manner.

The Alumni Association publishes the *Georgia Tech Alumni Magazine* and *Tech Topics*, the alumni quarterly tabloid. In addition, it organizes and supervises alumni clubs throughout the United States and some international locations; designs and presents alumni programs, such as homecoming events, reunions, workshops, and seminars. Special constituency groups are sponsored, including minority affairs, young alumni, women's issues, the Student Alumni Association, and the Student Foundation.

The Alumni Association provides employment opportunity information for alumni and graduating seniors through its Alumni Career Services Office. Since 1936, this office has provided industry, business, and government with a source of well-educated, broadly experienced candidates for employment. A weekly *Alumni Placement Bulletin* is published and circulated, a Career Conference is held annually, and a career section is featured in *Tech Topics*.

The Alumni Association also sponsors a weekly electronic news bulletin called BUZZwords. Over 2,500 alumni subscribe to this bulletin via their e-mail accounts.

The Alumni Association has won two national awards for excellence.

The offices are located in the L.W. "Chip" Robert, Jr. Alumni/Faculty House at 190 North Avenue. The telephone number is (404) 894-2391 or 1-800-GTALUMS and FAX number is (404) 894-5113

# ALUMNI

**Table 4.14 Alumni Clubs, as of June 1995**

Location	State	Club President	Location	State	Club President
Albany	GA	Burt Riles	Macon	GA	Brad Swann
Atlanta-Bell South Employees	GA	Bill Slate	Memphis	TN	Beirne Prager
Atlanta-Buckhead	GA	Tammy Tuley	Milledgeville	GA	Mike Melder
Atlanta-DeKalb	GA	David Shonk	Montgomery	AL	Kevin Ketzler
Atlanta- Georgia Power	GA	Lisa Tidwell	Motor City (Detroit)	MI	Julie Ingle
Atlanta- Georgia Tech GT	GA	Austin Esogbue	Nashville	TN	Glenn Shepard
Atlanta- Gwinnett	GA	Scott Taylor	New York	NY	Marty Gurian
Atlanta-North Metro	GA	Vickie Olson	N. Texas (Dallas/Ft. Worth)	TX	Sam Joiner
Atlanta-South Metro	GA	David Sowell	NE Ohio	OH	Sam Smith
Atlanta-West Metro	GA	Gene Tidwell	NE Tennessee	TN	Keith Bennett
Augusta	GA	Brent Smith	Northern California	CA	John Sessoms
Baton Rouge	LA	Mark Mitchell	Northern Los Angeles	CA	Bob Porter
Birmingham	AL	Jan Fridrichsen	Phoenix	AZ	Phil Corbell
Central Florida (Orlando)	FL	Rob Mitchell	Puerto Rico	PR	Joey Diaz
Charlotte	NC	Amy Lankford	Raleigh/Durham	NC	Richard Washington
Chattanooga	TN	Mark Hill	Richmond	VA	Colen Bright
Chicago	IL	Jim Hilley	Rome	GA	Frank Brown
Columbus	GA	Buzz McKay	SW Ohio	OH	Al Argroves
Denver	CO	Wes Haun	Savannah	GA	Ralph Forbes
Gainesville	GA	Mike Rodrigues	Southern Los Angeles	CA	Dennis Hall
Golden Isles (Brunswick)	GA	John Dieterman	Space Coast	FL	George Rouse
Greensboro/Winston-Salem	NC	Andy Hjort	Statesboro	GA	Norman Wells
Greenville/Spartanburg	SC	Leo Taske	Sun Coast (Tampa/St.Pete)	FL	Phillip Russell
Griffin	GA	Mary Jo Rogers	Tallahassee	FL	John Graham
Houston	TX	Jim Cannon	Vidalia	GA	Dennis Donahue
Jacksonville	FL	Peter Grogan & Laura Hanke	Washington, D.C.	DC	Michael Leetzow
Low Country (Charleston)	SC	Marcus Googer	West Georgia (Carrollton)	GA	Charlie Murrach
			West Palm Beach	FL	Irv Silver


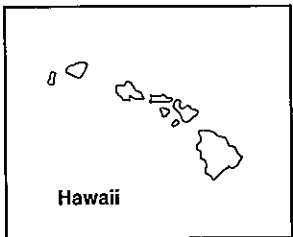
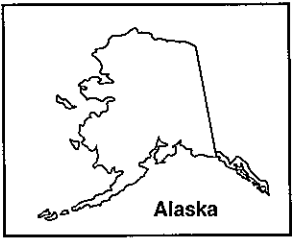
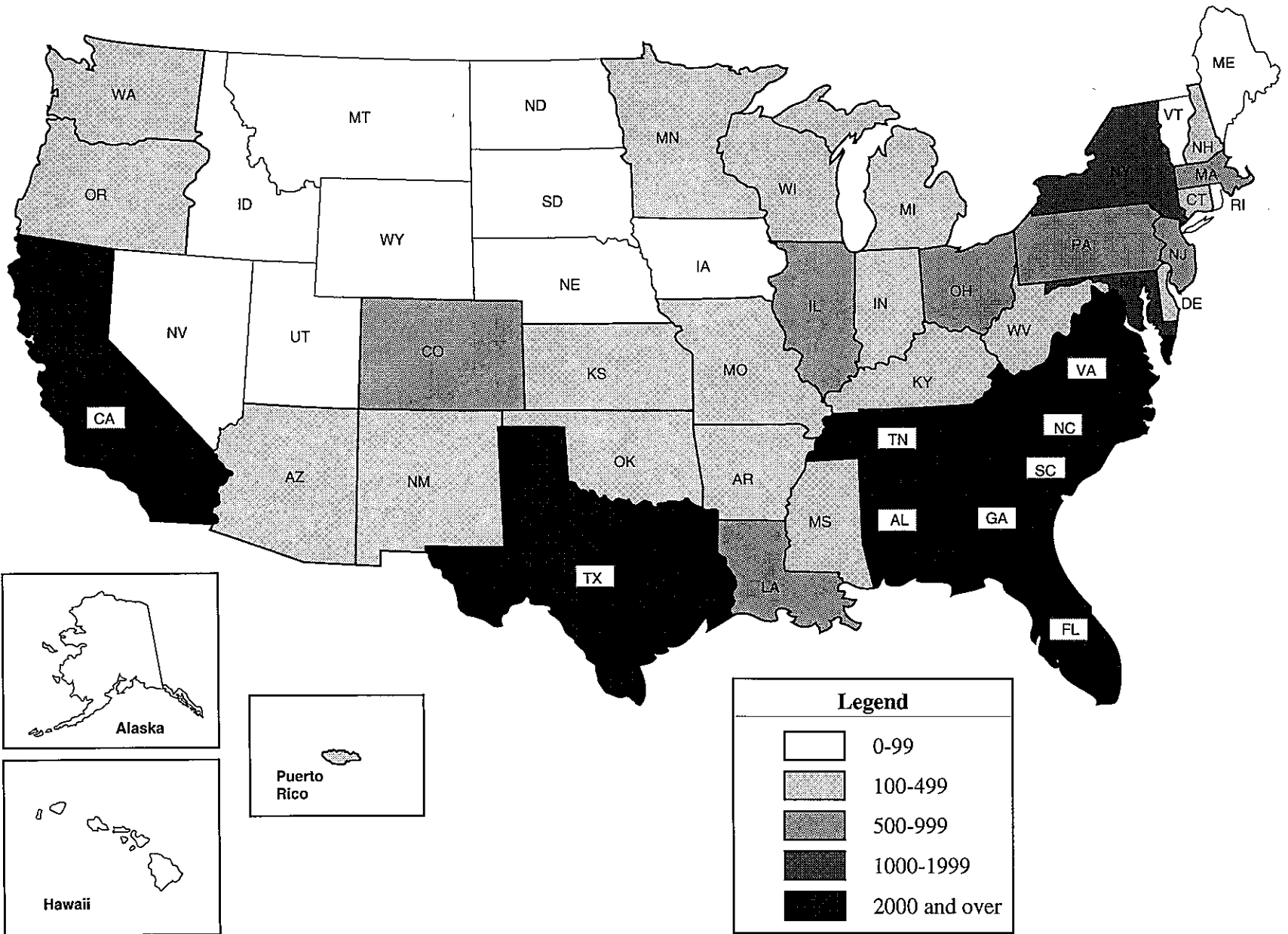


Fig. 4.6 Alumni Population by State, as of June 1995

ALUMNI



## ALUMNI

**Table 4.15 Geographical Distribution of Alumni, as of June 1995\***

State	Population	State	Population	State	Population
Alabama	2,802	Maine	45	Pennsylvania	928
Alaska	56	Maryland	1,331	Rhode Island	60
Arizona	388	Massachusetts	656	South Carolina	2,298
Arkansas	209	Michigan	484	South Dakota	6
California	2,864	Minnesota	162	Tennessee	2,271
Colorado	542	Mississippi	419	Texas	3,071
Connecticut	440	Missouri	419	Utah	74
Delaware	224	Montana	22	Vermont	52
District of Columbia	112	Nebraska	48	Virginia	2,389
Florida	5,423	Nevada	83	Washington	447
Georgia	32,898	New Hampshire	117	West Virginia	127
Hawaii	88	New Jersey	978	Wisconsin	143
Idaho	53	New Mexico	177	Wyoming	22
Illinois	718	New York	1,154		
Indiana	303	North Carolina	2,603	Puerto Rico	342
Iowa	60	North Dakota	9	Foreign	1,555
Kansas	157	Ohio	940	Unknown	45
Kentucky	459	Oklahoma	180		
Louisiana	752	Oregon	135		

**Table 4.16 Living Alumni by Class Years, 1901-1995\***

Year	Alumni	Year	Alumni	Year	Alumni
1901	1	1940	228	1968	1,253
1912	1	1941	289	1969	1,295
1914	1	1942	303	1970	1,661
1915	1	1943	432	1971	1,500
1916	1	1944	158	1972	1,470
1917	5	1945	193	1973	1,502
1918	1	1946	250	1974	1,528
1919	2	1947	461	1975	1,361
1920	6	1948	611	1976	1,410
1921	7	1949	838	1977	1,480
1922	7	1950	1,113	1978	1,535
1923	24	1951	914	1979	1,716
1924	25	1952	722	1980	1,850
1925	34	1953	632	1981	2,073
1926	38	1954	593	1982	2,117
1927	48	1955	590	1983	1,991
1928	60	1956	692	1984	2,022
1929	67	1957	850	1985	2,059
1930	76	1958	928	1986	2,027
1931	92	1959	963	1987	2,001
1932	136	1960	1,035	1988	2,104
1933	151	1961	882	1989	1,990
1934	171	1962	949	1990	2,183
1935	143	1963	848	1991	2,077
1936	133	1964	963	1992	2,341
1937	129	1965	969	1993	2,607
1938	207	1966	932	1994	2,451
1939	217	1967	1,030	1995	**

\* These figures include only those alumni whose location is known.

\*\* Data are being compiled at time of publication. When compilation is completed, table will be updated on the World Wide Web at <http://www.irp.gatech.edu>.

Source: Office of the Vice President and Executive Director, Alumni Association



## ALUMNI

**Table 4.17 Employers of Twenty-five or More Georgia Tech Alumni, as of June 1995**

Company	Company	Company	Company
Alcoa	Emory University	Mitre Corp.	U. S. Steel
Allied-Signal, Inc.	Energy Mgt. Assoc., Inc.	Mobil Oil Corp.	Union Camp Corporation
American Airlines	Environment Protection Agency	Monsanto Co.	Union Carbide
American Tel. & Tel. Co.	Ernst & Young	Motorola, Inc.	United Parcel Service
Amoco Oil Co.	Ethyl Corp.	NASA	United Technologies
Amoco Prod. Co.	Exxon Chemical Co.	NCR Corp.	Wachovia Bank/Georgia
Andersen Consulting	Exxon Co. USA	NationsBank	West Point Pepperell
Army Corps of Engineers	Exxon Corp.	Newcomb & Boyd	Western Electric Co.
Arthur Andersen & Co.	Federal Aviation Administration	Norfolk Southern Co.	Westinghouse Electric
AT & T	Federal Reserve Bank	Northern Telecom	WSRC
AT & T Technologies	Florida Power & Light Co.	Northrop Corporation	Xerox Corp.
AT & T Bell Labs	Fluor-Daniel	Oglethorpe Power Co.	
Atlanta Gas Light	FMC Corp.	Owens Corning Fiberglass Corp.	
Babcock & Wilcox	Ford Motor Co.	Phillips Petroleum Co.	
Bank South	Frito-Lay, Inc.	Pratt & Whitney Aircraft	
BASF Corporation	Fulton County	Printpack, Inc.	
Bechtel Corp.	General Dynamics	Proctor & Gamble	
Bell Northern Research	General Electric Co.	Prudential Insurance Co.	
Bell South Corp.	General Motors	RCA	
Bell Telephone Labs	Georgia Dept. of Transportation	Raytheon Co.	
BellSouth	Georgia Institute of Technology	Reynolds Metals Co.	
BellSouth Services	Georgia Pacific Corp.	Robins AFB	
BellSouth Telecom	Georgia Power Co.	Rockwell International	
Bethlehem Steel Corp.	Georgia State University	Rohm & Haas Co.	
Boeing	Georgia Tech Research Institute	Schlumberger	
Brown & Root, Inc.	Goodyear Tire & Rubber Co.	Scientific Atlanta	
Burlington Industries	Gulf Oil Corp.	Shaw Industries, Inc.	
Carolina Power & Light	Harris Corp.	Shell Oil Co.	
Celanese Corp.	Hercules, Inc.	Simons Eastern Co.	
Champion International	Hewlett-Packard Co.	Southern Bell T & T Co.	
Charleston Navy Shipyard	Hoechst Celanese	Southern Co. Services	
Chevron USA, Inc.	Honeywell, Inc.	Southern Nuclear Oper. Co.	
CIBA - Geigy Corp.	Hughes Aircraft Co.	Southern Railway	
City of Atlanta	IBM	Southern Tech	
Clorox Co.	Internal Revenue Service	South Central Bell	
Coca-Cola Co.	International Paper Co.	Southwire Co.	
Coca-Cola USA	Johnson & Johnson	Square D Co.	
Colonial Pipe Line	Jordan Jones Etc.	State of Georgia	
Combustion Engineering	Kimberly Clark Corp.	TRW, Inc.	
Conoco, Inc.	Kurt Salmon Assoc.	Teledyne Brown Engineering	
Corning, Inc.	Law Engineering, Inc.	Tennessee Eastman Co.	
CTR/Disease Control	Law Environmental	Tennessee Valley Authority	
DeKalb County	Lockheed Aeronaut.	Texaco, Inc.	
Delta Air Lines	Lockheed Aircraft	Texas Instruments	
Department of the Army	Lockheed Corp.	Trane Co.	
Digital Equipment Corp.	Lockheed Georgia Co.	Trust Co. Bank	
Douglas Aircraft	Lockheed Greene Engineers, Inc.	U. S. Air	
Dow Chemical	Martin Marietta Corp.	U. S. Army	
Duke Power Co.	Medical College of Georgia	U. S. Department of Defense	
Dupont Co.	McDonnell Douglas	U. S. Department of Energy	
E. I. Dupont	Merck & Co., Inc.	U. S. Government	
E-Systems	Merrill Lynch PFS	U. S. Marine Corps.	
Eastman Chemical Co.	Michelin Tire Corp.	U. S. Navy	
Electromagnetic Sciences, Inc.	Milliken & Co.	U. S. Nuclear Reg. Comm.	
Eli Lilly & Co.	M.I.T.	U. S. Postal Service	

Source: Office of the Vice President and Executive Director, Alumni Association



## ALUMNI

**Table 4.18 Georgia Tech Alumni Association Board of Trustees**

Officers	Trustees
<i>President</i> H. Milton Stewart IE '61	Charles W. Bass IE '70 Charles G. Betty CHE '79 G. Niles Bolton ARCH '69 Daniel H. Bradley IM '61 Lucius G. Branch GMGT '71 H. Preston Crum ARCH '67 Albert W. Culbreth, Jr. IM '68 W. Elliott Dunwoody III ARCH '52 Dwight H. Evans CE '70, MS SANE '73 Phil Gee IE '81 Sherman J. Glass, Jr. CHE '71, MS CHE '72 Marion B. Glover IM '65 Robert L. Hall IM '64 L. Andrew Hearn, Jr. EE '57 Gabriel C. Hill, III TEXT '57 Douglas R. Hooker ME '78, MS TASP '85 Calvin D. Johnson MSCI '73 Douglas W. Johnson IM '65 Sharon Just CE '89 John E. Lagana IE '68 Robert H. Ledbetter, Sr. IM '58 David M. McKenney PHYS '60, IE '64 Gary S. May EE '85 Francis B. Mewborn, II CLS '56 Jean A. Mori ME '58 Thomas J. Pierce, Jr. CHE '61 Linda A. Podger-Williams CE '81 Warren D. Shiver ME '64, MS ME '66 W. Pierre Sovey IE '55 Emily H. Tilden IE '78, MS IE '79 Rene L. Turner IE '83 Charles L. Wallace IM '64 Warren O. Wheeler EE '63 Janice N. Wittschiebe ARCH '78, M ARCH '80 Vincent T. Zarzaca IE '55, MS IM '66 Stephen P. Zelnak, Jr. IM '69
<i>Past President</i> Frank H. Maier, Jr. IM '60	
<i>President-Elect/Treasurer</i> Hubert L. Harris, Jr. IM '65	
<i>Vice President/Activities</i> Francis N. Spears CE '73, MS CE '80	
<i>Vice President/Communications</i> Jay M. McDonald IM '68	
<i>Vice President/Roll Call</i> N. Allen Robertson IE '69	
<i>Vice President</i> James M. Langley	
<i>Vice President and Executive Director</i> John B. Carter, Jr. IE '69	

## CENTER FOR THE ENHANCEMENT OF TEACHING AND LEARNING

The Center for the Enhancement of Teaching and Learning (CETL) was established to assist faculty members and administrators in their efforts to offer high-quality education to Georgia Tech students. Designed to function as a catalyst to stimulate thought and activities aimed at the enhancement of teaching and learning on the campus, the center provides facilities for faculty, students, and administrators to seek and share information. Current and projected activities of the center include:

- Promoting faculty development and teaching proficiency through the design, administration, and evaluation of workshops, new faculty orientation programs, and training opportunities and seminars for graduate teaching assistants;
- Providing consultation to faculty members or school directors in their efforts to support, develop, or assess teaching proficiency;
- Providing or arranging for research consultation to departments or individuals engaged in research relating to teaching;
- Taping classes for professors, conducting dialogues with students at the professor's request, and observing classes, with critiquing as an option;
- Maintaining a special collection of books, journals, and periodicals about teaching;
- Sponsoring a series of seminars focusing on teaching effectiveness, open to all faculty and graduate teaching assistants;
- Publishing a newsletter to apprise faculty of CETL's activities and to share ideas about teaching;
- Offering a series of tapes, developed in conjunction with the Office of Interdisciplinary Programs, that depict exemplary Tech professors discussing and demonstrating various aspects of teaching;
- Directing the Class of 1969 Teaching Fellows Program which gives financial support to, and provides opportunities for, Tech faculty to develop a teaching-related project and to learn about and focus on essential aspects of good teaching;
- Providing information to faculty on availability of facilities and services for support of teaching activities;
- Coordinating and processing the Institute's quarterly instrument (Course/Instructor Opinion Survey) for measuring student opinions of instructional quality;
- Publishing annually updated normative data on the C/I Survey;
- Soliciting nominees for, and selecting winners of, the student perseverance award, the junior faculty teaching excellence awards, and the GTA outstanding teaching awards;
- Sponsoring the faculty Toastmasters ("Techmasters") chapter;
- Offering classes, workshops, seminars, and discussion groups for the GTAs of Georgia Tech;
- Publishing and updating a faculty recruitment booklet;
- Coordinating the ASSET (Faculty Friends) program for freshmen retention;
- Assisting the Development Office with the Guest Professors program, which matches prominent Georgia Tech alumni with faculty and students;
- Offering a quarterly Distance Learning workshop involving teaching on video and teaching the working professional.

## CONTINUING EDUCATION

The Department of Continuing Education coordinates the delivery of short courses and professional development programs to the public and to individual clients. Programs are held on campus and at selected other locations in the United States and other countries. In collaboration with the Center for Media-Based Instruction, continuing education programs also are delivered by distance learning technologies, including videotape, video teleconferencing, and satellite. The Department of Continuing Education hosts conferences and provides intensive English instruction for international students and business and professional people. The Center for Media-Based Instruction also coordinates the delivery of academic courses by distance learning technologies.

### Continuing Education

Short courses, varying in length from one-to-five days, are offered throughout the year to assist professionals with acquiring knowledge of different fields and new technologies. Courses are offered on various topics in engineering, architecture, science, management and computing. Certificate programs, comprised of sequences of these short courses, are offered in the following thirteen areas:

- Graphical User Interface Development
- Internet
- Logistics
- Management Institute
- Material Handling
- Multimedia
- Networking
- Occupational Safety and Health
- Power Systems
- Software Engineering
- Test and Evaluation
- UNIX
- Warehousing

During the 1994-1995 fiscal year over 460 programs were conducted with more than 11,350 participants. For a quarterly calendar of courses, write to Continuing Education, Georgia Institute of Technology, Atlanta, GA 30332-0385 or call (404) 894-2547, FAX (404) 894-7398, e-mail: conted@gatech.edu.

Georgia Tech provides on-site training and education programs for industrial organizations and government agencies. The programs are designed to meet the needs of the organization. During the past year, 80 programs were conducted for single clients. For more information, write to Continuing Education, Georgia Institute of Technology, Atlanta, GA 30332-0385 or call (404) 894-8571, FAX (404) 853-0201, e-mail: conted@gatech.edu.

Thirteen conferences were hosted during the 1994-1995 year with over 3,000 attendees.

### Distance Learning

Graduate level courses are available throughout the state of Georgia and the nation by videotape. Selected courses are available at some locations by video teleconferencing and satellite. The courses can be taken for professional development or with a degree objective. Qualified candidates are enrolled as regular part-time graduate students. A Master of Science degree can be earned in the fields of:

- Electrical Engineering
- Environmental Engineering
- Health Physics/Radiological Engineering
- Industrial Engineering
- Mechanical Engineering

Students at remote sites receive by mail class handouts and videotapes of campus class sessions, and communicate with the instructor by telephone, computer, FAX, and/or e-mail. For a quarterly calendar, write to Video Programs, Georgia Institute of Technology, Atlanta, GA 30332-0385 or call (404) 894-3379, FAX 894-8924, e-mail: VBIS@conted.gatech.edu.

Undergraduate courses are delivered by videotape to Georgia Tech co-op students on work quarter. Undergraduate engineering courses are delivered by video teleconferencing to pre-engineering students at other units of the University System.

Sixteen continuing education programs were delivered during the 1994-1995 year by video teleconferencing and seven by satellite. The total enrollment in these programs was approximately 3,800.

## CONTINUING EDUCATION

### Language Institute

The Language Institute offers classes to international students and business and professional people. An intensive English program provides six levels of instruction in English as a second language, quarterly, to participants from around the world. The program facilitates the assimilation of international students into campus life in the United States through orientation and assistance in the admissions process to American colleges and universities. The Language Institute also offers courses for business and professional people in English and other languages. For descriptive brochures, write to Director, Language Institute, Georgia Institute of Technology, Atlanta, Georgia 30332-0374, USA, or call (404) 894-2425, FAX (404) 894-8755, e-mail: conted@gatech.edu.

### Program Information

Institutional Continuing Education Units (CEU's) for 1994-1995 fiscal year totaled 45,241. Over 470 programs were conducted with over 14,400 participants.

These data represent all public service activity officially reported to the Department of Continuing Education, in addition to programs coordinated by the department.

**Table 4.19 Summary of Continuing Education Units, Fiscal Year 1995**

	Number
Programs	476
Attendees	14,427
Continuing Education Units (CEUs)	
Category I	42,122
Category II	3,119

# INFORMATION TECHNOLOGY

## **Customer Support Center**

Customer Support Center (CSC) was created to place a renewed emphasis on customer service. This is to be achieved by the creation of a problem solving process that will enable the collection, reporting, and analysis of all service requests received by OIT. Specific support will be provided for microcomputer and workstation software applications and operating systems providing account and allocation administration for central computing resources; providing scanning services to the campus; maintaining OIT documentation that is related to the operation of OIT supported computers; and by providing the electronic distribution of software. The Support Center will provide the initial support for Macintosh, DOS, Windows and Unix operating systems; NFS; electronic mail; Eudora; Elm and workstation utilities; support for the various site licensed programs and the most prevalent languages and compilers.

## **Educational Technologies**

OIT has for some time been committed to providing facilities (e.g., networking, computer clusters, technology training) and support services to those at Georgia Tech who are using information systems to teach or who are researching how best to use educational technologies in the classroom. Recently OIT has consolidated these efforts into a new Educational Technologies (ET) directorate that was created and given the charge to support the strategic imperative of more effective use of information technology in the instructional and learning environments. ET is providing facilities and staff to directly support faculty in the development and use of multimedia and computer-based instructional materials.

As part of its support efforts, OIT has initiated the development of several technology delivery classrooms that will be strategically placed throughout campus to provide accessibility to all. ET will support, through the provision of facilities and software, the administration of these classrooms as well as offering assistance and training in their use.

A centerpiece of the ET directorate will be the Educational Technology Resource Center (ETRC). This state-of-the-art facility will bridge the gap between academic instructors and the technical competency needed to deliver quality curricula using multimedia or computer-based instruction. The centralized facility will be the base of support provided to the delivery classrooms and other ET efforts. The facility will contain a Multimedia Production Lab that will include a state-of-the-art video studio, tools for creating or importing imagery or animations, and multimedia authoring tools. The facility will also have a training area where faculty and students can learn about educational technologies and an experimental classroom where the Georgia Tech community can try out courseware in a simulated environment.

The ET directorate administers OIT's Training Program aimed at teaching the university community how to use the technologies at hand. This program will use facilities in the ETRC, Training Center, the clusters, the Scientific Visualization (SciVis) Lab, and the High Performance Computing (HPC) Lab. New equipment in these facilities will allow establishment of training in multimedia presentations, satellite transmissions, and other areas. The Training Program will be broadened with an emphasis on using learning and instructional technologies. In addition to education, the Training Program will help develop and present demonstrations and training seminars by faculty and staff from other campus units.

The Cluster Management Group oversees the well-being of the 12 public computing cluster facilities on campus. These facilities include 166 Macintosh, 75 Sun and 116 DOS/Windows workstations. The clusters provide students and faculty the computing power needed to accomplish assignments and projects. Future objectives include the strategic evolution and continual upgrade of the clusters. It is our intent to better utilize these tools for instructional usage and provide powerful new software that will make possible interactive education.

In an attempt to reach the graduate, post-graduate, and faculty, the ET directorate has also incorporated two OIT groups that have traditionally been devoted to supporting applied research: High Performance Computing and Scientific Visualization. These groups oversee state-of-the-art computer hardware and software to support Georgia Tech faculty and students whose computational and visualization/analysis needs exceed the ability of the general campus computing facilities. The SciVis group's primary goal is to deploy this technology in such a way as to provide the maximum benefit to all academic and research units — both for class projects, academic, and sponsored research. The group uses on-line multimedia-based User's Guides, seminar notes, and software and hardware descriptions to transmit these services to the community. In addition the group develops and teaches its own extensive series of seminars on software, facilities, and user-selected topics.

## **Enterprise Information Systems**

Enterprise Information Systems (EIS) is responsible for designing, implementing, and supporting Georgia Tech's administrative information systems; developing and maintaining the Institute's data repository; and providing information management support to all departments on campus.

EIS is currently focused on redesigning and upgrading all of the Institute's administrative information management systems to relational database technology. Commercially available products are being implemented and tailored to meet Georgia Tech's unique operational needs. Although there are many individual applications, the project is generally composed of four major components: student information systems, financial information systems, human resources/payroll systems, and departmental information system support. EIS is engaged

Source: Office of the Executive Director for Information Technology

## INFORMATION TECHNOLOGY

in a project with a number of campus organizations to provide Tech with a data warehouse and an easy to use set of access tools. These tools will make it easier for administrators to retrieve and use the decision-making data they need each day.

To maintain the technical expertise and leadership required to support not only this, but future generations of complex software systems, EIS remains committed to improving the data administration services, professional software services, and technical quality assurance services demanded by our customers. When major components of the current project are implemented, the Institute's administrative systems will be soundly established on a relational software foundation. The EIS staff will continue to play a leadership role in maintaining these systems, as well as in developing the next generation of executive information systems required to support the Institute into the next century.

### **Operations and Engineering**

Operations and Engineering (O&E) is responsible for the development, operation, management, and maintenance of the OIT computer systems and the data communications network for the Georgia Tech community. The organization consists of the Consolidated Operations Center, Technical Support, Customer Support, and the Engineering Directorate.

The Consolidated Operations Center provides management and operation of Georgia Tech's central computer systems, along with internal support to other groups within Information Technology. Much of the hardware of the various operating systems that OIT supports reside in the two Rich Building machine rooms managed by the Consolidated Operations Center. Each 5,000 square foot room is supplied with a raised floor to allow under-floor cable runs and is kept at approximately 72 degrees and 50 percent humidity year-round.

As the central site for OIT equipment, the machine rooms are staffed by Operations personnel 24 hours a day, 7 days a week. OIT operators handle routine procedures such as permanent file backups, starting and stopping various subsystems as scheduled, ensuring that the systems are functioning properly, and recognizing potential problems so that corrective action can be taken. They monitor an array of consoles covering most systems as well as on and off-campus network connectivity.

Aided by student assistants, operators also oversee the various output devices available: the Xerox 9700, Kodak 1392, and Xerox 8790 laser printers.

Adjacent to the machine rooms, the I/O counter and the tape library window, provide user interface to the operators. A status board indicates the state of various machines and output turnaround times for the printers. Private bins are available for those with output of a sensitive nature and the operators are available to answer questions regarding machine, job, or printout status. Customers may check tapes in or out of the library through the Tape Librarian's window during normal business hours or the I/O counter at other times.

Technical Support provides internal support to other groups within Information Technology. Services provided include operating system support, system analysis, capacity planning, performance monitoring, accounting, and system tuning.

Technical Support provides services for different computing systems: Control Data, Apple Macintosh, IBM ES/9000 Models 260 and SP/2, and Unix systems including those from Sun, IBM, NeXT, SGI, and Cray. They are responsible for installing, customizing, and maintaining system software; designing, coding and installing system modifications and enhancements; investigating and correcting system malfunctions; monitoring and tuning performance; recommending hardware and software upgrades and additions; preparing documentation for operators and users; and assisting end users when needed. Technical Support also provides support for Georgia Tech's administrative system running Control Data's NOS operating system, and system support for Macintosh systems in OIT clusters.

Technical Support provides primary support for PRISM, a distributed computing environment for Unix workstations that includes a unified file system, electronic mail, and printing services. Using a single ID and password, faculty, staff, and students can access many OIT resources, including several workstation clusters and Unix timesharing systems. From any of these systems, users can access all of their files, read news and mail, or generate output to many OIT printers. A similar system is in place that provides printing services and a separate distributed file system for Apple Macintosh Clusters.

Customer Support provides assistance in resolving user problems. They have primary operational responsibility for the dial-ins. They work closely with the Engineering directorate to plan for the implementation of new video services on the campus and will be responsible for the successful operation of the video system.

The Engineering directorate is responsible for the design and implementation of data, voice, and video services to support the academic, research, and business communities. The Engineering directorate, with program management assistance from Planning and Programs, is responsible for the implementation of the FutureNet program. This program consists of a series of initiatives to install or significantly upgrade the high bandwidth campus backbone network, internal building wiring, and an analog (CATV) and digital video distribution system. Within the Engineering directorate, several teams have been formed to focus on customer needs

The Design team is available to assist departments with physical network designs as well as any additions, moves, changes, and repairs

Source: Office of the Executive Director for Information Technology

## INFORMATION TECHNOLOGY

that may be necessary. Another function of the design team is the evaluation of new network connectivity hubs and fiber optic technologies and the planning for their deployment on the campus.

The Consulting team works closely with departmental Computer Support Representatives (CSRs), the Customer Support Center and OIT Field Services to assist departments with solving problems and planning for the applications and connectivity of the future. Other services include assistance with setting up Unix based mail servers and Post Office Protocol (POP) mail clients for Macintosh and IBM microcomputer platforms.

The Information Support team supports networked information services. Some of those services are invisible to end users, such as Domain Name Service and network security. This team also provides information resources such as Simple Mail Transport Protocol (SMTP) based email, USENetNews, Gopher, Mosaic, and World Wide Web.

The Backbone Support team maintains the hardware and software that comprises the campus backbone network, providing LAN routing and bridging services to buildings and departments. In addition, the team maintains and monitors the dial-in lines, modems, and servers for the Georgia Tech community. Included in the router support is the local SURANet support group that provides the campus interface to the Internet. External connections include high-speed connections to SURANet (the Southeastern University Research Association Network) and PeachNet, the University System network.

### **Planning and Programs**

Planning and Programs (P&P) is responsible for: OIT strategic planning, program management support, information security, and policy development.

The planning function develops the OIT strategic plan, which sets the goals and objectives of OIT and outlines the steps needed to augment facilities and services in support of the strategic plan of the Institute.

The program management support function provides full life cycle project support services including requirements specification, analysis, acquisition processing, scheduling, and project execution.

The information security function develops campus-wide information technology security improvement initiatives, distributes security-related information, and coordinates the technical and administrative response to information technology security and abuse problems.

The policy development function is responsible, in collaboration with the campus community, for drafting campus policy in information technology areas.

### **Resource Management**

Resource Management (RM) was created to provide centralized management of the Information Technology's budgetary, purchasing and human resource functions. This office provides both internal and external support to the Office of the Associate Vice Provost and Associate Vice President for Information Technology as well as the Information Technology departments of the Customer Support Center, Educational Technologies, Enterprise Information Systems, Operations and Engineering, and Planning and Programs. RM is also responsible for revenue and expense accounting processes related to cost centers, property management, the functions relating to personnel and policies of the Institute and Board of Regents, and management of electronic data processing (EDP) approval process for all of Georgia Tech. Other services include providing assistance to administrative and academic units of Georgia Tech in coordinating hardware and software purchases and networking services. The staff assists the Associate Vice Provost and Associate Vice President and his assistant with coordination of Information Technology resources as they relate to the long-range strategic plan. This office also provides reporting requirements for internal, external, federal, and state audits. Other areas included under RM are Field Services, Software Distribution and the Computer Service Specialist programs.

Field Services (FS) provides hardware support services for GT faculty and staff for personal computers, printers, monitors and peripherals. Additionally, FS provides secondary support for network services and microcomputer software support. See information on FS hardware support under OIT special services.

The Software Distribution Program provides management of site licenses for the GT campus as well as certain programs offered to the University System.

The Computer Service Specialist (CSS) Program is a newly formed group designed to distribute and leverage OIT's knowledge base and support structure by placing on-site staff within the geographics of qualifying departments. The program can provide full-time, technical program management expertise including the directing of hardware and software acquisitions. The on-site program manager is responsible for developing a clear understanding of the interrelationship between OIT's mission and individual department's goals. Additionally, the CSS program can provide highly skilled on-site support specialists who attempt to solve a significant percentage of problems immediately without using the OIT Customer Support Center.

Source: Office of the Executive Director for Information Technology



Tech Tower  
Georgia Institute of Technology

Shaw & Co.  
Atlanta, Georgia





# Finances

Georgia Institute of Technology



## QUICK FACTS

---

### Revenues

---

- The total current funds revenues by source for FY 1995 is \$464,752,058
- Total revenues by percentage for FY 1995:

Student Tuition & Fees	10.4%
Endowment Income	1.4%
Gifts & Grants	1.3%
Indirect Cost Recoveries	6.8%
Other Sources	2.5%
State Appropriation	33.4%
Departmental Sales & Service	0.6%
Sponsored Operations	30.7%
Scholarships & Fellowships-RI	3.1%
Auxiliary Enterprises	9.8%

---

### Expenditures

---

- The total current funds expenditures for FY 1995 is \$465,770,861
- Total expenditures by percentage for FY 1995:

Instruction	24.4%
Research	37.6%
Public Service	4.0%
Academic Support	4.9%
Student Services	1.5%
Institutional Support	8.8%
Operation of Plant	6.1%
Scholarships & Fellowships-RI	3.3%
Auxiliary Enterprises	9.4%

## REVENUES

**Table 5.1 Current Funds Revenues by Source, Fiscal Years 1991-95**

Source	1991	1992	1993	1994	1995
<b>Student Tuition and Fees</b>					
Resident Instruction	\$32,283,297	\$34,998,334	\$36,745,464	\$37,721,779	\$38,763,235
Continuing Education	4,434,672	4,629,218	4,190,883	4,740,058	5,927,556
<b>Total</b>	<b>\$36,717,969</b>	<b>\$39,627,552</b>	<b>\$40,936,347</b>	<b>\$42,461,837</b>	<b>\$44,690,791</b>
<b>Endowment Income</b>					
Resident Instruction	\$34,661	\$4,285	\$147,188	\$2,096,104	1,298,862
Unexpended Plant Funds	1,509,472	28,976	1,413,532	1,087,930	4,690,410
<b>Total</b>	<b>\$1,544,133</b>	<b>\$33,261</b>	<b>\$1,560,720</b>	<b>\$3,184,034</b>	<b>\$5,989,272</b>
<b>Gifts and Grants</b>					
Resident Instruction	\$223,115	\$140,965	\$85,240	\$95,496	\$125,716
Georgia Tech Research Institute	110,798	500	500	0	11,500
Unexpended Plant Funds	133,163	0	45,000	0	5,386,384
<b>Total</b>	<b>\$467,076</b>	<b>\$141,465</b>	<b>\$130,740</b>	<b>\$95,496</b>	<b>\$5,523,600</b>
<b>Indirect Cost Recoveries</b>					
Resident Instruction	\$10,585,881	\$10,396,459	\$10,325,619	\$8,539,286	\$10,612,977
Georgia Tech Research Institute	20,656,570	19,791,237	18,792,604	17,183,249	17,252,040
Advanced Tech. Development Center	9,338	7,385	9,635	169,854	896,755
Continuing Education	38,027	107,282	101,102	41,144	44,907
Center for Rehabilitation Technology	5,195	18,995	104,562	58,278	103,066
<b>Total</b>	<b>\$31,295,011</b>	<b>\$30,321,358</b>	<b>\$29,333,522</b>	<b>\$25,991,811</b>	<b>\$28,909,745</b>
<b>Other Sources</b>					
Resident Instruction	\$2,488,592	\$4,852,794	\$2,942,352	\$5,058,278	\$5,539,520
Continuing Education	17,886	13,290	11,839	(188)	167
Georgia Tech Research Institute	926,924	1,275,451	1,409,088	970,362	298,209
Advanced Tech. Development Center	7,897	15,999	720	15,176	208,255
Center for Rehabilitation Technology	9,178	11,628	1,444	423	0
Unexpended Plant Funds	3,343,550	3,914,497	2,546,679	3,891,734	4,561,833
<b>Total</b>	<b>\$6,794,027</b>	<b>\$10,083,658</b>	<b>\$6,912,122</b>	<b>\$9,935,785</b>	<b>\$10,607,984</b>
<b>State Appropriation</b>					
Resident Instruction	\$84,267,072	\$83,099,387	\$93,545,787	\$108,793,849	\$120,224,391
Continuing Education	720,005	509,339	512,454	536,610	708,692
Georgia Tech Research Institute	10,928,573	9,720,554	9,769,718	10,949,337	12,168,840
Agricultural Research	1,272,562	1,126,808	1,145,984	1,206,367	1,368,321
Advanced Tech. Development Center	1,374,962	1,351,535	1,508,913	1,550,621	2,569,066
Center for Rehabilitation Technology	897,086	903,207	911,815	940,348	981,622
Unexpended Plant Funds	850,000	—	—	6,500	4,804,000
<b>Total</b>	<b>\$100,310,260</b>	<b>\$96,710,830</b>	<b>\$107,394,671</b>	<b>\$123,983,632</b>	<b>\$142,824,932</b>
<b>Departmental Sales and Service</b>					
Resident Instruction	\$1,584,544	\$1,566,191	\$1,365,542	\$2,185,740	\$2,222,055
Advanced Tech. Development Center	—	—	—	—	396,500
<b>Total</b>	<b>\$1,584,544</b>	<b>\$1,566,191</b>	<b>\$1,365,542</b>	<b>\$2,185,740</b>	<b>\$2,618,555</b>
<b>Sponsored Operations</b>					
Resident Instruction	\$41,079,966	\$45,405,353	\$51,274,711	\$55,545,318	\$65,050,704
Continuing Education	191,364	587,893	876,711	681,987	1,103,640
Georgia Tech. Research Institute	63,931,462	64,224,610	64,246,359	61,085,574	60,344,225
Advanced Tech Development Center	38,926	33,564	36,012	667,399	3,584,658

Source: Office of the Associate Vice President, Planning, Budget and Finance



## REVENUES

**Table 5.1 Current Funds Revenues by Source, Fiscal Years 1991-95 – Continued**

Source	1991	1992	1993	1994	1995
Center for Rehabilitation Technology	419,487	640,808	749,087	1,333,867	1,367,561
<b>Total</b>	<b>\$105,661,205</b>	<b>\$110,892,228</b>	<b>\$117,182,880</b>	<b>\$119,314,145</b>	<b>\$131,450,787</b>
Scholarships & Fellowships-RI	\$7,980,789	\$9,612,483	\$11,442,790	\$10,663,280	\$13,297,594
Auxiliary Enterprises	\$29,037,668	\$31,176,431	\$35,281,176	\$37,500,399	\$41,814,651
Georgia Tech Athletic Association	\$12,087,032	\$13,385,889	\$14,340,072	\$17,304,278	\$17,210,757
Student Activities	\$2,889,633	\$2,684,629	\$2,564,133	\$2,712,086	\$2,829,543
Georgia Tech Foundation, Inc.	\$10,802,386	\$10,555,248	\$10,245,353	\$15,083,356	\$9,890,077
Georgia Tech Research Corp.	\$9,581,499	\$8,103,608	\$7,678,356	\$6,175,234	\$7,093,770
<b>Total Revenue</b>					
Resident Instruction	\$180,527,917	\$190,076,251	\$207,874,693	\$230,699,129	\$257,135,054
Georgia Tech Research Inst.	96,554,327	95,012,352	94,218,269	90,188,523	90,074,814
Continuing Education	5,401,954	5,847,022	5,692,989	5,999,612	7,784,961
Agricultural Research	1,272,562	1,126,808	1,145,984	1,206,367	1,368,321
Adv. Tech. Development Center	1,431,123	1,408,483	1,555,280	2,403,050	7,655,233
Center for Rehab. Technology	1,330,946	1,574,637	1,766,908	2,332,916	2,452,249
Auxiliary Enterprises	29,037,668	31,176,431	35,281,176	37,500,399	41,814,651
Georgia Tech Athletic Association	12,087,032	13,385,889	14,340,072	17,304,278	17,210,757
Student Activities	2,889,633	2,684,629	2,564,133	2,712,086	2,829,543
Georgia Tech Foundation, Inc.	10,802,386	10,555,248	10,245,353	15,083,356	9,890,077
Georgia Tech Research Corp.	9,581,499	8,103,608	7,678,356	6,175,234	7,093,770
Unexpended Plant Funds	5,836,185	3,943,472	4,005,211	4,986,165	19,442,626
<b>Total</b>	<b>\$356,753,231</b>	<b>\$364,894,832</b>	<b>\$386,368,423</b>	<b>\$416,591,115</b>	<b>\$464,752,056</b>

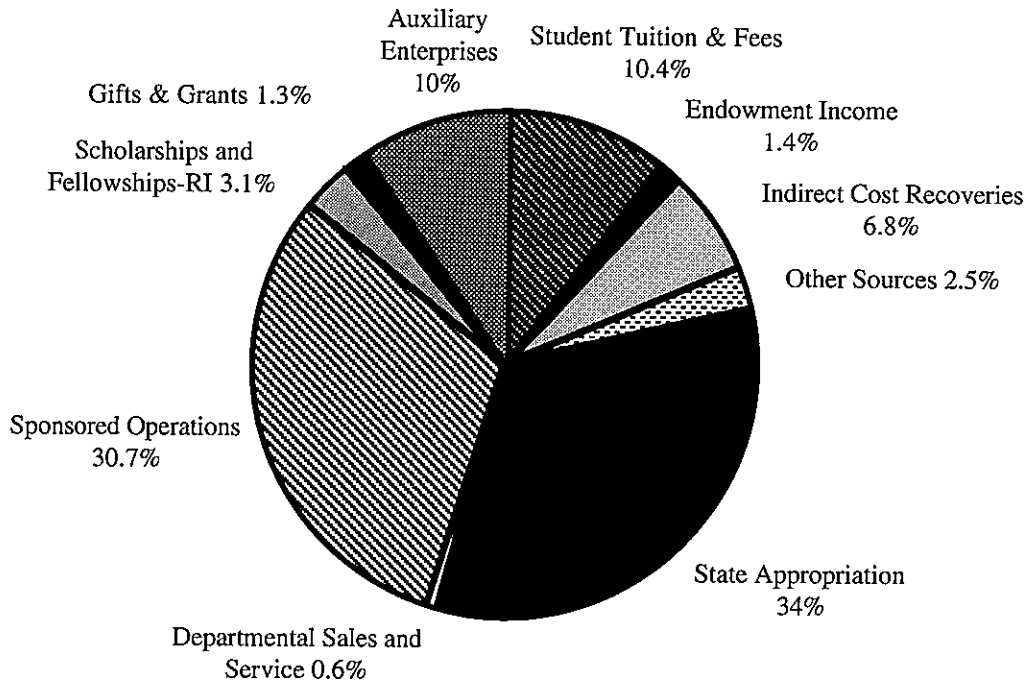
**Table 5.2 Consolidated Revenues by Percentage, Fiscal Years 1991-95**

Source	1991	1992	1993	1994	1995
Resident Instruction	50.60%	52.09%	53.80%	55.38%	55.33%
Georgia Tech Research Institute	27.06%	26.04%	24.39%	21.65%	19.38%
Continuing Education	1.51%	1.60%	1.47%	1.44%	1.67%
Agricultural Research	0.36%	0.31%	0.30%	0.29%	0.29%
Adv. Tech. Development Center	0.40%	0.39%	0.40%	0.58%	1.65%
Center for Rehab. Technology	0.37%	0.43%	0.46%	0.56%	0.53%
Auxiliary Enterprises	8.14%	8.54%	9.13%	9.00%	9.00%
Georgia Tech Athletic Association	3.39%	3.67%	3.71%	4.15%	3.70%
Student Activities	0.81%	0.74%	0.66%	0.65%	0.61%
Georgia Tech Foundation, Inc.	3.03%	2.89%	2.65%	3.62%	2.13%
Georgia Tech Research Corp.	2.69%	2.22%	1.99%	1.48%	1.53%
Unexpended Plant Funds	1.64%	1.08%	1.04%	1.20%	4.18%
<b>Total</b>	<b>100%</b>	<b>100%</b>	<b>100%</b>	<b>100%</b>	<b>100%</b>

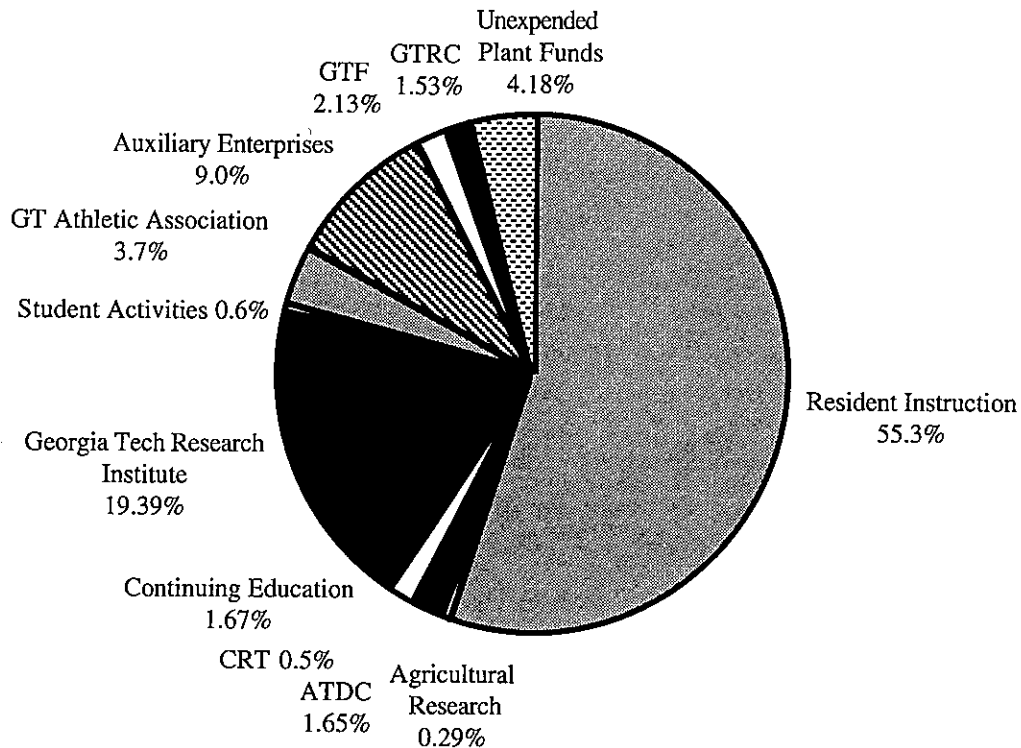
\*Effective FY 94, the Georgia Tech Athletic Association financial statements are consolidated with the Alexander-Tharpe Fund, Inc. The Alexander-Tharpe Fund, Inc. raises funds to reimburse the Association for certain scholarship related expenses.

## REVENUES

**Fig. 5.1 Current Funds Revenues**  
Fiscal Year 1995: \$427.7 Million



**Fig. 5.2 Consolidated Revenues**  
Fiscal Year 1995: \$464.7 Million



Source: Office of the Associate Vice President, Planning, Budget and Finance



## EXPENDITURES

**Table 5.3 Current Funds Expenditures, Fiscal Years 1991-95**

Area	1991	1992	1993	1994	1995
<b>Instruction</b>					
Resident Instruction					
State	\$56,166,032	\$59,183,687	\$64,825,464	\$71,390,913	\$79,361,373
Sponsored	6,739,536	7,500,541	9,938,554	9,924,511	11,339,937
Departmental				473,642	511,619
Subtotal Resident Instruction	\$62,905,568	\$66,684,228	\$74,764,017	\$81,789,066	\$91,212,929
Continuing Education					
State	5,450,694	5,243,035	4,897,627	5,210,340	6,394,943
Sponsored	191,364	581,840	876,711	681,987	1,103,640
Subtotal Continuing Education	\$5,642,058	\$5,824,875	\$5,774,337	\$5,892,327	\$7,498,583
<b>Total Instruction</b>	<b>\$68,547,626</b>	<b>\$72,509,103</b>	<b>\$80,538,355</b>	<b>\$87,681,393</b>	<b>\$98,711,512</b>
<b>Research</b>					
Resident Instruction					
State	\$21,590,139	\$20,565,226	\$20,439,167	\$27,691,146	\$25,754,573
Sponsored	31,579,755	32,804,867	36,966,027	41,309,601	47,906,420
Subtotal Resident Instruction	\$53,169,894	\$53,370,093	\$57,405,194	\$69,000,747	\$73,660,993
Georgia Tech Research Institute					
State	17,219,248	15,536,456	14,537,749	14,556,868	16,442,027
Sponsored	62,530,199	62,606,166	62,343,959	59,503,631	58,648,566
Subtotal GT Research Institute	\$79,749,447	\$78,142,622	\$76,881,708	\$74,060,499	\$75,090,593
Agricultural Research					
State	—	—	—	—	13,242
Subtotal Agricultural Research	\$0	\$0	\$0	\$0	\$13,242
Continuing Education					
Sponsored	—	6,053	—	—	—
Subtotal Continuing Education	\$0	\$6,053	\$0	\$0	\$0
Advanced Tech Development Center					
State	—	—	—	—	1,076,391
Sponsored	—	—	—	387,597	2,462,710
Subtotal Adv. Tech Dev. Center	\$0	\$0	\$0	\$387,597	\$3,539,101
Center for Rehabilitation Technology					
Sponsored	—	5,874	—	—	—
Subtotal Center for Rehab. Technology	\$0	\$5,874	\$0	\$0	\$0
<b>Total Research</b>	<b>\$132,919,341</b>	<b>\$131,524,642</b>	<b>\$134,286,902</b>	<b>\$143,448,843</b>	<b>\$152,303,929</b>
<b>Public Service</b>					
Resident Instruction					
State	\$125,859	\$139,450	\$223,788	\$162,092	\$278,659
Sponsored	1,426,841	2,907,366	2,549,525	2,428,601	3,021,483
Subtotal Resident Instruction	\$1,552,700	\$3,046,816	\$2,773,314	\$2,590,693	\$3,300,142
Georgia Tech Research Institute					
State	3,558,233	4,359,162	4,569,242	4,585,707	3,706,351
Sponsored	1,401,263	1,618,444	1,902,398	1,581,943	1,695,659
Subtotal GT Research Institute	\$4,959,496	\$5,977,606	\$6,471,640	\$6,167,650	\$5,402,010
Agricultural Research					
State	1,272,562	1,126,808	1,145,984	1,206,367	1,355,079
Subtotal Agricultural Research	\$1,272,562	\$1,126,808	\$1,145,984	\$1,206,367	\$1,355,079
Advanced Technology Development Center					
State	1,145,913	1,162,101	1,255,096	1,484,834	2,325,257
Sponsored	522	33,564	36,012	279,802	1,121,947
Departmental	—	—	—	—	396,500
Subtotal Adv. Tech Dev. Center	\$1,146,435	\$1,195,665	\$1,291,108	\$1,764,636	\$3,843,704

Source: Office of the Associate Vice President for Planning, Budget, and Finance

## EXPENDITURES

**Table 5.3 Current Funds Expenditures, Fiscal Years 1991-95 -- Continued**

Area	1991	1992	1993	1994	1995
<b>Center for Rehabilitation Technology</b>					
State	897,443	928,164	951,081	939,188	1,050,117
Sponsored	419,487	634,934	749,087	1,333,867	1,367,561
Subtotal Center for Rehab. Tech.	\$1,316,930	\$1,563,098	\$1,700,168	\$2,273,055	\$2,417,678
<b>Total Public Service</b>	<b>\$10,248,123</b>	<b>\$12,909,993</b>	<b>\$13,382,214</b>	<b>\$14,002,401</b>	<b>\$16,318,613</b>
<b>Academic Support</b>					
<b>Resident Instruction</b>					
State	\$16,121,021	\$15,349,840	\$14,124,765	\$16,699,722	\$19,031,921
Departmental	85,642	627,940	513,332	78,167	152,124
Sponsored	117,302	77,587	78,439	90,773	580,188
<b>Total Academic Support</b>	<b>\$16,323,965</b>	<b>\$16,055,367</b>	<b>\$14,716,536</b>	<b>\$16,868,662</b>	<b>\$19,764,233</b>
<b>Student Services</b>					
<b>Resident Instruction</b>					
State	\$3,770,431	\$3,830,545	\$5,852,088	\$6,223,279	\$5,793,143
Departmental	41,008	27,122	11,500	—	6,000
Sponsored	54,399	18,208	90,636	255,852	88,646
<b>Total Student Services</b>	<b>\$3,865,838</b>	<b>\$3,875,875</b>	<b>\$5,954,223</b>	<b>\$6,479,131</b>	<b>\$5,887,789</b>
<b>Institutional Support</b>					
<b>Resident Instruction</b>					
State	\$18,448,058	\$19,567,372	\$22,386,947	\$23,968,524	\$25,954,863
Departmental	98,903	42,520	62,479	61,471	50,714
Sponsored	1,162,133	2,096,784	1,651,530	1,471,073	2,084,653
Subtotal Resident Instruction	\$19,709,094	\$21,706,676	\$24,100,956	\$25,501,068	\$28,090,230
<b>Continuing Education</b>					
State	25,191	24,316	34,304	36,726	54,888
Subtotal Continuing Education	\$25,191	\$24,316	\$34,304	\$36,726	\$54,888
<b>Georgia Tech Research Institute</b>					
State	9,293,729	8,504,471	8,612,642	7,575,560	7,218,539
Subtotal GT Research Institute	\$9,293,729	\$8,504,471	\$8,612,642	\$7,575,560	\$7,218,539
<b>Advanced Technology Development Center</b>					
State	49,388	41,234	49,716	54,079	65,031
Subtotal Adv. Tech. Dev. Center	\$49,388	\$41,234	\$49,716	\$54,079	\$65,031
<b>Center for Rehabilitation Technology</b>					
State	3,648	3,317	11,800	14,509	19,304
Subtotal Center for Rehab. Tech.	\$3,648	\$3,317	\$11,800	\$14,509	\$19,304
<b>Total Institutional Support</b>	<b>\$29,081,050</b>	<b>\$30,280,014</b>	<b>\$32,809,417</b>	<b>\$33,181,942</b>	<b>\$35,447,991</b>
<b>Operation of Plant</b>					
<b>Resident Instruction</b>					
State	\$13,314,456	\$14,666,614	\$15,875,372	\$16,024,792	\$20,333,447
Departmental	1,358,991	868,609	778,231	1,572,461	1,501,599
Sponsored	—	—	—	64,907	29,377
Subtotal Resident Instruction	\$14,673,447	\$15,535,223	\$16,653,603	\$17,662,160	\$21,864,423
<b>Continuing Education</b>					
State	83,850	73,656	72,393	70,558	220,056
Subtotal Continuing Education	\$83,850	\$73,656	\$72,393	\$70,558	\$220,056
<b>Georgia Tech Research Institute</b>					
State	2,551,655	2,387,586	2,193,988	2,384,814	2,363,672
Subtotal GT Research Institute	\$2,551,655	\$2,387,586	\$2,193,988	\$2,384,814	\$2,363,672

Source: Office of the Associate Vice President for Planning, Budget, and Finance



## EXPENDITURES

**Table 5.3 Current Funds Expenditures, Fiscal Years 1991-95-- Continued**

Area	1991	1992	1993	1994	1995
<b>Advanced Technology Development Center</b>					
State	196,895	173,007	201,731	196,738	203,475
Sponsored	38,404	—	—	—	—
Subtotal Adv. Tech. Dev. Center	\$235,299	\$173,007	\$201,731	\$196,738	\$203,475
<b>Center for Rehabilitation Technology</b>					
State	7,844	2,032	1,965	45,352	19,551
Subtotal Center for Rehab. Tech.	\$7,844	\$2,032	\$1,965	\$45,352	\$19,551
<b>Total Operation of Plant</b>	<b>\$17,552,095</b>	<b>\$18,171,504</b>	<b>\$19,123,681</b>	<b>\$20,359,622</b>	<b>\$24,671,178</b>
Scholarships & Fellowships-RI	\$7,980,789	\$9,612,483	\$11,442,791	\$10,663,280	\$13,297,594
Auxiliary Enterprises	\$25,225,055	\$29,016,930	\$31,333,295	\$33,656,042	\$38,102,086
Georgia Tech Athletic Association	\$12,000,833	\$13,354,866	\$14,342,013	\$15,737,157	\$16,070,311
Student Activities	\$2,746,759	\$2,760,625	\$2,690,688	\$2,753,846	\$2,805,253
Georgia Tech Foundation, Inc.	\$8,564,128	\$9,356,601	\$9,145,176	\$9,935,536	\$12,273,990
Georgia Tech Research Corp.	\$4,448,928	\$6,268,026	\$6,671,684	\$6,644,182	\$6,869,109
Unexpended Plant Funds	\$5,836,185	\$4,050,031	\$4,005,211	\$4,986,165	\$19,384,406
<b>Unassigned Balance</b>					
Resident Instruction	\$346,622	\$189,490	\$64,060	\$144,324	\$56,721
Georgia Tech Research Institute	0	67	58,291	0	0
Continuing Education	(349,145)	(81,878)	(188,045)	0	11,434
Adv. Technology Development Center	1	(1,423)	12,725	0	3,922
Unexpended Plant Funds	0	(106,559)	0	0	58,220
Center for Rehabilitation Technology	2,524	316	52,974	0	(4,284)
<b>Total Unassigned Balance</b>	<b>\$2</b>	<b>\$13</b>	<b>\$6</b>	<b>\$144,324</b>	<b>\$126,013</b>
<b>Reserve/Surplus</b>					
Auxiliary Enterprises	\$3,812,613	\$2,159,501	\$3,947,881	\$3,844,357	3,712,565
Student Activities	142,874	(75,996)	(126,555)	(41,760)	24,290
<b>Total Reserve/Surplus</b>	<b>\$3,955,487</b>	<b>\$2,083,505</b>	<b>\$3,821,326</b>	<b>\$3,802,597</b>	<b>\$3,736,855</b>
<b>Total Expenditures</b>					
State	\$129,535,996	\$133,302,734	\$143,727,591	\$162,160,468	\$176,507,979
Departmental	1,584,544	1,566,192	1,365,542	2,185,740	2,222,056
Sponsored	41,079,966	45,405,353	51,274,710	55,545,318	65,050,704
Unassigned Balance	346,622	189,490	64,060	144,324	56,721
Scholarships & Fellowships	7,980,789	9,612,483	11,442,791	10,663,280	13,297,594
<b>Total Resident Instruction</b>	<b>\$180,527,917</b>	<b>\$190,076,252</b>	<b>\$207,874,693</b>	<b>\$230,699,130</b>	<b>\$257,135,054</b>
Continuing Education	\$5,401,954	\$5,847,022	\$5,692,989	\$5,999,612	\$7,784,961
Georgia Tech Research Institute	96,554,327	95,012,352	94,218,270	90,188,523	90,074,814
Agricultural Research	1,272,562	1,126,808	1,145,984	1,206,367	1,368,321
Adv. Tech. Development Center	1,431,123	1,408,483	1,555,280	2,403,050	7,655,233
Center for Rehab. Technology	1,330,946	1,574,637	1,766,908	2,332,916	2,452,249

Source: Office of the Associate Vice President for Planning, Budget and Finance



## EXPENDITURES

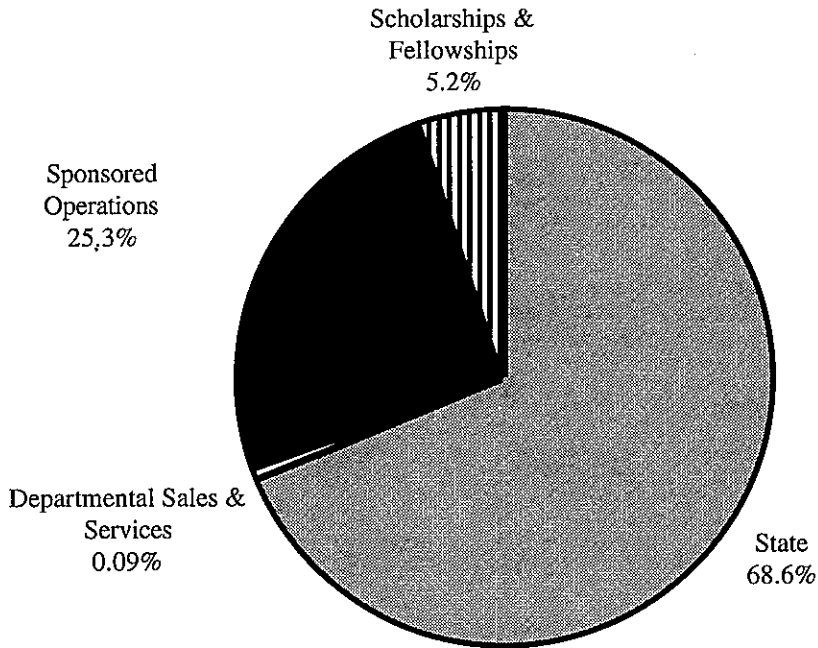
**Table 5.3 Current Funds Expenditures, Fiscal Years 1991-95 – Continued**

Area	1991	1992	1993	1994	1995
Auxiliary Enterprises	29,037,668	31,176,431	35,281,176	37,500,399	41,814,651
Georgia Tech Athletic Association	12,000,833	13,354,866	14,342,013	15,737,157	16,070,311
Student Activities	2,889,633	2,684,629	2,564,133	2,712,086	2,829,543
Georgia Tech Foundation, Inc.	8,564,128	9,356,601	9,145,176	9,935,536	12,273,990
Georgia Tech Research Corp.	4,448,928	6,268,026	6,671,684	6,644,182	6,869,109
Unexpended Plant Funds	5,836,185	3,943,472	4,005,211	4,986,165	19,442,626
<b>INSTITUTE TOTAL</b>	<b>\$349,296,204</b>	<b>\$361,829,579</b>	<b>\$384,263,516</b>	<b>\$410,215,123</b>	<b>\$465,770,862</b>

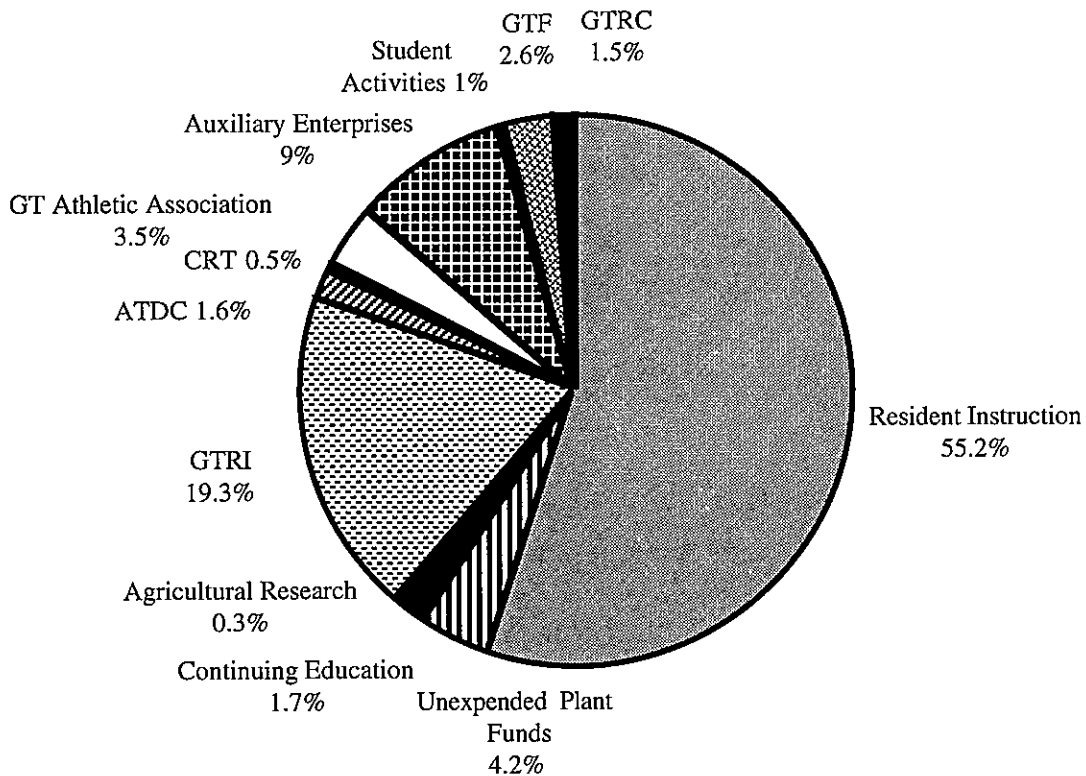
\* Effective FY 94, the Georgia Tech Athletic Association financial statements are consolidated with the Alexander-Tharpe Fund, Inc. The Alexander-Tharpe Fund, Inc. raises funds to reimburse the Association for certain scholarship related expenses.

## EXPENDITURES

**Fig. 5.3 Resident Instruction Expenditures**  
Fiscal Year 1995: \$257.1 Million



**Fig. 5.4 Consolidated Expenditures**  
Fiscal Year 1995: \$465.7 Million



Source: Office of the Associate Vice President for Planning, Budget and Finance

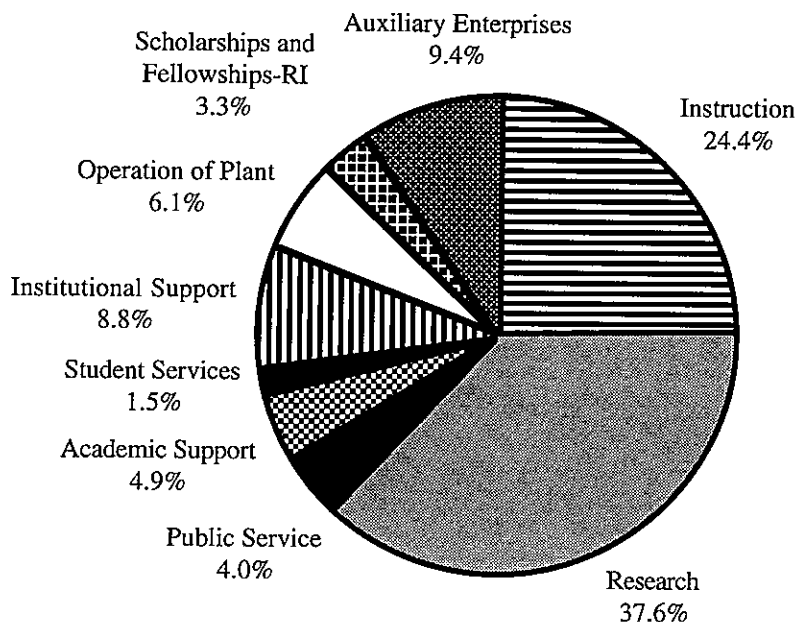
## FINANCIAL DATA BY PERCENTAGE

**Table 5.4 Current Funds by Percentage, Fiscal Years 1991-95**

Area	1991	1992	1993	1994	1995
<b>Revenues</b>					
Student Tuition & Fees	11.4%	12.0%	11.7%	11.3%	10.4%
Endowment Income	0.5%	0.0%	0.4%	0.9%	1.4%
Gifts & Grants	0.1%	0.0%	0.0%	0.0%	1.3%
Indirect Cost Recoveries	9.8%	9.2%	8.3%	6.9%	6.8%
Other Sources	2.1%	3.1%	2.0%	2.7%	2.5%
State Appropriation	31.2%	29.3%	30.6%	33.0%	33.4%
Departmental Sales & Service	0.5%	0.5%	0.4%	0.6%	0.6%
Sponsored Operations	32.9%	33.6%	33.3%	31.8%	30.7%
Scholarships & Fellowships-RI	2.5%	2.9%	3.3%	2.8%	3.1%
Auxiliary Enterprises	9.0%	9.4%	10.0%	10.0%	9.8%
<b>TOTAL</b>	<b>100.0%</b>	<b>100.0%</b>	<b>100.0%</b>	<b>100.0%</b>	<b>100.0%</b>

Function	1991	1992	1993	1994	1995
<b>Expenditures</b>					
Instruction	22.0%	22.4%	23.4%	23.9%	24.4%
Research	42.6%	40.6%	39.2%	39.1%	37.6%
Public Service	3.3%	4.0%	3.9%	3.8%	4.0%
Academic Support	5.2%	4.9%	4.3%	4.6%	4.9%
Student Services	1.3%	1.2%	1.7%	1.8%	1.5%
Institutional Support	9.3%	9.3%	9.5%	9.1%	8.8%
Operation of Plant	5.6%	5.6%	5.6%	5.6%	6.1%
Scholarships and Fellowships-RI	2.6%	3.0%	3.3%	2.9%	3.3%
Auxiliary Enterprises	8.1%	9.0%	9.1%	9.2%	9.4%
<b>TOTAL</b>	<b>100.0%</b>	<b>100.0%</b>	<b>100.0%</b>	<b>100.0%</b>	<b>100.0%</b>

**Fig. 5.5 Current Funds Expenditures by Function  
Fiscal Year 1995: \$404.5 Million**



Source: Office of the Associate Vice President for Planning, Budget, and Finance



Tech Tower  
Georgia Institute of Technology

Wm. H. Wood  
Engraver & Designer  
Atlanta, Georgia



# Research

Georgia Institute of Technology



## QUICK FACTS

---

### Research

---

- Research Proposals and Awards for Fiscal Year 1995:

	Proposal	Award
College of Engineering	\$185,042,884	\$45,961,892
College of Sciences	57,412,692	16,878,959
College of Architecture	4,428,154	2,359,348
College of Computing	24,584,630	4,327,578
Ivan Allen College	3,823,292	1,697,520
Research Centers	27,532,709	15,827,151
Georgia Tech Research Institute	262,751,121	98,735,564
Institute Total	\$565,575,482	\$185,788,012

- The Georgia Tech Research Corporation, founded in 1937, has current revenues of \$152,074,820
- Since its inception in 1937, the Georgia Tech Research Corporation has administered nearly \$1.9 billion in sponsored grants and contracts in support of Georgia Tech
- The Georgia Tech Research Institute supports a staff of 1,180 housed in 580,312 square feet of space
- The Advanced Technology Development Center (ATDC) was created in 1980
- Nearly 1,000,000 square feet of floor space is devoted to research on the Georgia Tech campus, including several off-campus facilities
- Georgia Tech currently has a network of over 50 interdisciplinary centers that cut across traditional academic disciplines

## RESEARCH SCOPE

Georgia Tech is a major center for advanced technology in Georgia and the Southeast. With a full-time general faculty of more than 1500 and a graduate student population in excess of 3,500, the Institute conducts research of national significance, provides research services and facilities to faculty, students, industry, and government agencies, and supports the economic and technological growth of the state. Research operations are carried out through schools, centers, and laboratories, each performing research in a particular field of interest.

Most of the research is supported by contracts with government organizations and private industry. The Georgia Tech Research Corporation, a nonprofit organization incorporated under the laws of the state of Georgia, serves as the contracting agency. It also handles patent and other financial and administrative research matters.

Georgia Tech is proud of the diversity and strength of its research programs. Important areas of research activity include: acoustics, bioengineering and biosciences, combustion, computer technology and applications, domestic and international economic development, electronics (including electronic techniques and components, antennas, microelectronics, electromagnetics and optoelectronics), energy, environmental science and technology, fusion, manufacturing, materials, mechanics, rotary wing aircraft, signal processing, structures, telecommunications, transportation, and tribology.

Recent significant research achievements include the conceptual design of fusion demonstration reactors; the use of virtual reality as behavioral therapy for individuals with psychological disorders; the development of a fully-automated fog detection system; the development of an interactive simulated traffic management center; the identification of new anti-stroke and Alzheimer's compounds; the fabrication of high efficiency solar cells on low-cost multicrystalline silicon; the use of plasma arc technology to stabilize weak foundation soils; and the development of monolayers which promote the adhesion of electrically conducting polymers to metals,

Nearly one million square feet of floor space is devoted to research incorporating a number of buildings on the Georgia Tech campus, as well as several off-campus facilities. About 50 percent of the research and extension activities are managed by the Georgia Tech Research Institute, and 50 percent are managed by centers and academic schools and colleges.

**Table 6.1 Extramural Support, Fiscal Years 1986-95**

Fiscal Year	Proposal Submission		New Research Awards	
	Count	Amount	Count	Amount
1986	1,817	562,789,812	972	105,631,100
1987	1,778	470,529,643	954	88,491,810
1988	1,793	536,005,553	955	119,006,391
1989	1,718	400,762,894	1,109	130,853,396
1990	1,514	508,863,330	1,661	142,972,554
1991	1,402	320,446,962	1,678	155,590,067
1992	1,550	566,693,885	1,763	141,712,725
1993	1,672	556,812,271	1,777	162,931,920
1994	1,684	538,317,577	2,054	162,017,212
1995*	1,778	565,575,482	1,572	185,788,012

\* FY 95 does not include internal awards to Resident Instruction from GTF and GTRC. In addition to the above, the amount of internal awards totals \$13,385,124.

## RESEARCH SCOPE

**Table 6.2 Research Grants and Contracts by Awarding Agency, Fiscal Year 1995**

Awarding Agency	Amount	% of Total
U.S. Air Force	\$44,093,906	26.4
U.S. Army	32,809,368	19.6
U.S. Navy	12,701,383	7.6
U.S. Department of Defense	8,473,145	5.1
U.S. Department of Energy	1,610,689	1.0
U.S. Department of Health and Human Services	3,039,787	1.8
U.S. Department of Treasury	227,450	0.1
U.S. Department of Interior	291,123	0.2
Environmental Protection Agency	3,881,019	2.3
National Aeronautics & Space Administration	4,864,355	2.9
National Science Foundation	16,079,870	9.6
Other Federal Agencies	4,302,911	2.6
Total Federal Government	\$132,375,006	79.2
State and Local Governments	\$3,749,939	2.3
Misc., Industrial, and Other	30,981,965	18.5
Grand Total	\$167,106,910	100.0

\* This summary includes research *only* and does not include other extramural support such as fellowships, traineeships, training grants, sponsored instruction, and instructional equipment grants and gifts or grants awarded through the Georgia Tech Foundation.

**Table 6.3 Awards Summary by Unit, Fiscal Years 1990-95**

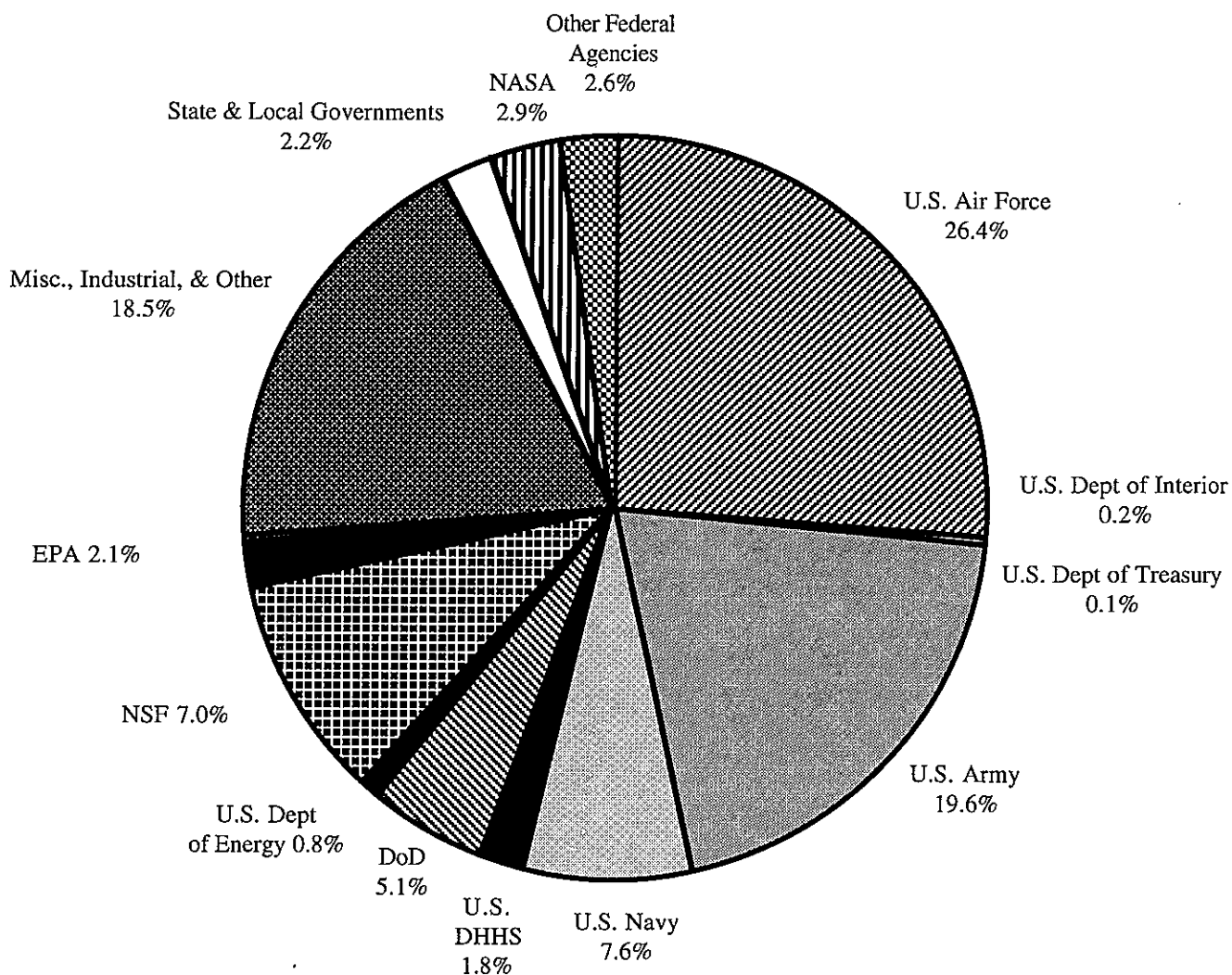
Unit	1990	1991	1992	1993	1994	1995
	Number					
Engineering	368	388	434	417	422	482
Architecture	19	34	39	40	60	38
Computing	18	42	79	44	58	58
Ivan Allen	7	7	10	21	16	27
Sciences	113	120	153	150	161	195
Research Centers	97	92	70	63	239	263
GTRI	533	519	427	463	503	509
Total	1,155	1,202	1,212	1,198	1,459	1,572
	Amount					
Engineering	\$28,258,048	\$28,694,209	\$30,665,036	\$35,647,332	\$34,040,919	\$45,961,892
Architecture	611,851	1,235,037	1,490,093	2,533,126	4,538,621	2,359,348
Computing	1,849,778	2,141,690	5,185,111	2,449,236	4,359,836	4,327,578
Ivan Allen	852,566	717,153	568,712	1,152,568	1,348,297	1,697,520
Sciences	8,099,487	9,376,199	12,880,760	13,449,177	12,363,169	16,878,959
Research Centers	6,358,981	5,830,285	3,145,549	5,805,349	15,708,527	15,827,151
GTRI	86,653,674	96,192,238	72,540,673	84,237,814	78,493,350	98,735,564
Total	\$132,684,385	\$144,186,811	\$126,475,934	\$145,274,602	\$150,852,719	\$185,788,012

\*\*This summary includes research and other extramural support such as fellowships, traineeships, training grants, sponsored instruction, and instructional equipment grants. It does not include gifts or grants awarded through the Georgia Tech Foundation.



# RESEARCH SCOPE

**Fig. 6.1 Research Grants and Contracts  
By Awarding Agency, Fiscal Year 1995**



## RESEARCH SCOPE

**Table 6.4 Awards Summary Detail, Fiscal Year 1995**

Unit	Proposals		Awards*	
	Number	Amount	Number	Amount
<b>College of Engineering</b>				
Dean, College of Engineering	5	104,245	28	1,467,097
Aerospace	75	28,780,338	59	6,696,825
Chemical	47	8,584,774	33	1,895,550
Civil & Environmental	75	16,669,113	73	9,120,920
Electrical & Computer	146	51,782,603	95	10,680,483
Industrial and Systems	45	5,578,467	47	1,965,065
Materials Science	56	18,621,634	36	1,945,850
Mechanical	132	48,623,445	97	8,385,409
Textile and Fiber	10	6,298,265	14	3,804,693
<b>Total</b>	<b>591</b>	<b>\$185,042,884</b>	<b>482</b>	<b>\$45,961,892</b>
<b>College of Sciences</b>				
Dean, College of Sciences	4	2,371,757	3	25,740
Biology	25	3,297,873	13	1,764,187
Chemistry & Biochemistry	68	22,467,936	43	4,121,283
Earth and Atmospheric Sciences	55	13,890,705	48	6,358,009
Health Sciences	0	0	1	79,949
Mathematics	23	1,868,989	16	580,553
Physics	25	3,463,001	27	1,894,547
Psychology	26	7,022,265	11	811,606
CEISMC	41	3,030,166	33	1,243,085
<b>Total</b>	<b>267</b>	<b>\$57,412,692</b>	<b>195</b>	<b>\$16,878,959</b>
College of Architecture	48	\$4,428,154	38	\$2,359,348
College of Computing	73	\$24,584,630	58	\$4,327,578
Ivan Allen College	38	\$3,823,292	27	\$1,697,520
Research Centers	220	\$27,532,709	263	\$15,827,151
<b>Georgia Tech Research Institute</b>				
SEAL Sensors and Electromagnetic Applications Laboratory	117	98,898,295	135	25,825,708
SDL Systems Development Laboratory	28	24,633,933	28	13,764,808
ELSYS Electronic Systems Laboratory	80	57,314,143	79	24,180,533
STL Signature Tech. Laboratory	22	4,377,872	21	5,456,691
AERO Aerospace Sci. and Tech. Laboratory	52	10,928,307	31	3,633,802
ITL Information Tech. and Telecommunications Laboratory	47	26,764,588	53	8,842,785
HRO Huntsville Research Operations	24	1,776,183	23	2,194,828
OEML Electro-Optics, Environment and Materials Laboratory	166	27,697,608	137	14,827,174
SSD Support Services Department	3	1,520,885	2	9,235
PDO Program Development Research Operations	1	730,837	0	0
RO Research Operations	1	8,108,470	0	0
<b>Total</b>	<b>541</b>	<b>\$262,751,121</b>	<b>509</b>	<b>\$98,735,564</b>
<b>Institute Total</b>	<b>1,778</b>	<b>\$565,575,482</b>	<b>1,572</b>	<b>\$185,788,012</b>

Awards include *only* the sponsored activity handled by the Office of Contract Administration and do not include gifts or grants for research awarded through the Georgia Tech Foundation.

Source: Office of Contract Administration

## CONTRACT ADMINISTRATION

The Vice Provost for Research and Dean of Graduate Studies has the responsibility for all research programs conducted by the Georgia Institute of Technology. He works with the deans, chairs, directors, and other department heads in establishing research policies and procedures. In partnership with the Office of the President and the Georgia Tech Research Corporation (GTRC), the Office of Contract Administration (OCA) provides program development assistance as well as overall contract management for the research program at Georgia Tech. Organizationally, the department is administered through four operating divisions, reporting to the Associate Vice Provost for Research/Director of OCA. The Office of the Director is responsible for negotiating indirect cost (overhead) rates and for the design and maintenance of an interactive automated database. The database, which integrates all contract administration functions, is used for management control and reporting. The database is used to produce and distribute a variety of periodic management reports including: a) a monthly listing of all deliverables due the following month, b) a quarterly overdue deliverables report, c) a monthly report of all research activity, and d) a monthly report of cost-sharing commitments. In addition, specialized (ad hoc) reports are prepared on request.

The **Program Initiation Division (PID)** provides assistance that leads to the submission of formal proposals, including review and interpretation of contract requirements, determination of appropriate contract terms, and establishment of any precontract agreements. PID is responsible for submitting all proposal and grant applications for sponsored research and instruction from the Georgia Tech Research Corporation and the Georgia Institute of Technology. PID contracting officers review proposals and cost estimates for compliance with sponsor requirements and Institute policies, and prepare the business portion of proposals. PID serves as the sponsor's point of contact for business matters during the evaluation process, negotiates the final terms of the contract or grant, and signs, in conjunction with an officer of GTRC, the resulting agreement. In addition, PID handles contract modifications which increase the funding of existing projects.

The **Program Administration Division (PAD)** has the responsibility for monitoring active grants and contracts. Upon receipt of a signed agreement from PID, an initial in-depth review of the award documents takes place and relevant initiation forms are prepared and distributed. Complete project files are established and maintained for the duration of the program. All post-award project modifications to existing programs are processed by PAD so long as there is no increase in funding. PAD is also responsible for the preparation and monitoring of subcontracts and consulting agreements issued by Georgia Tech under sponsored programs. Liaison with project sponsors is maintained by PAD contracting officers through responses to contractual situations or requests on day-to-day administrative matters. Responsibilities include monitoring programs to see that potential problems in meeting contractual obligations (i.e., assurance of satisfactory performance, submission of all deliverables, etc.) are called to the attention of Georgia Tech management in a timely manner.

The **Contracting Support Division (CSD)** provides a multitude of services internally to OCA as well as to the entire university. CSD researches the literature and publicizes announcements of funding opportunities. CSD orders and distributes requests for proposals (RFPs) and assists individual researchers in program development activities. An electronic bulletin board of Commerce Business Daily notices and other funding opportunities is maintained by this division and updated daily; it is disseminated on campus through Gopher. A newsletter, *Research News*, is published monthly by this division. CSD has access to several databases and does individualized searches for funding opportunities and sponsor information. These databases include the Illinois Researcher Information Service (IRIS), Federal Information Exchange (FEDIX), Minority On-Line Information Service (MOLIS), Best-Georgia Tech, Community of Science, GrantSearch (Office of Federal Programs), and the Congressional Quarterly. CSD distributes all proposals and deliverable reports and serves as the filing center for project files and progress reports, pending receipt of final reports, and subsequent submission to the Archives section of the Georgia Tech Library. CSD is responsible for all closeout actions, i.e., submission of final billing and research property and patent reports, accounting for the disposition of classified documents, and verification that deliverable requirements have been satisfied. CSD is also responsible for the preparation and administration of Small Business Administration (SBA) subcontracting plans.

The **Printing and Photographic Center (PPC)** is the only organized replication facility on the campus of Georgia Tech. Its printing and photographic departments serve not only the needs of the rapidly expanding research activities, but those of the academic units as well. Faculty and students benefit from its modern quick copy facility and research copy center where reports and other documents are reproduced and assembled. A layout section is available to assist in translating concepts into plate-ready material for printing. Supporting the press facility is a copy camera capable of making enlargements or reductions of engineering drawings or photographs and a typesetting unit. The photographic department is equipped with a wide variety of cameras for either in-house or research laboratory use. PPC is well-equipped to meet the instructional, research, and administrative requirements of a major academic institution.

## GEORGIA TECH RESEARCH CORPORATION

Founded in 1937, the Georgia Tech Research Corporation (GTRC) is a state chartered not-for-profit corporation serving Georgia Tech as a University System of Georgia approved cooperative organization. By charter GTRC "...shall be operated exclusively for scientific, literary and educational purposes...conduct laboratories, engage in scientific research, and distribute and disseminate information resulting from research." GTRC is an IRS section 501(c)(3) not-for-profit organization and is located on campus in the Centennial Research Building.

GTRC serves as the contracting agency for all of the sponsored research activities at Georgia Tech. It also licenses all intellectual property (patents, software, trade secrets, etc.) created at Georgia Tech. All funds collected by GTRC are used to support various Georgia Tech programs requested by the Institute and as approved by the GTRC Board of Trustees.

**Table 6.5 Revenues, Fiscal Years 1993-95**

Revenue	1993	1994	1995
Sponsored Research	\$135,897,399	\$136,805,648	\$149,451,908
License and Royalty	2,285,185	1,882,380	2,280,806
Investment & Other	123,110	193,330	342,106
Total Revenue	\$138,305,694	\$138,881,358	\$152,074,820

In addition to paying for sponsored research costs, license and royalty fees, and all corporate operating expenses during Fiscal Year 1995, GTRC provided more than \$5.8 million to Georgia Tech in the form of grants and funded support programs.

**Table 6.6 Grants and Funded Support Programs, Fiscal Year 1995**

Support	Amount
<u>Operations</u>	
Equipment and facilities grants	\$2,500,000
Equipment matching grant	500,000
Equipment leasing expenses	244,893
Contingency and liability support	653,367
Special Georgia Research Alliance Equipment and Personal Services	<u>380,000</u>
Total	\$4,278,260
<u>Personnel, Recruiting, and Development</u>	
Senior research leadership/incentive grants	\$600,000
Contract development/technology transfer expenses	218,973
Woodbury Research Site	75,434
Ph.D. support and tuition assistance programs	179,133
Foreign travel and professional society support	88,437
Promotional expenses/Georgia Research Alliance	147,821
Faculty computer purchase program	48,484
New faculty moving expenses	134,374
Faculty and staff recognition/awards program	<u>33,302</u>
Total	\$1,525,958
Total Support	\$5,804,218

Additionally, GTRC assists Georgia Tech in obtaining quality research space, enters into long-term leases for specialized research equipment, and conducts other research support programs as requested by the Institute.

# GEORGIA TECH RESEARCH CORPORATION

**Table 6.7 Georgia Tech Research Corporation Officers**

Name	Office
Dr. James G. Roche	Chairman
Ms. Shirley Mewborn	Vice Chairman
Dr. G. Wayne Clough	President
Mr. Ronald M. Bell	Vice President and General Manager
Dr. Jean-Lou Chameau	Vice President for Research
Mr. Richard H. Truly	Secretary
Dr. W. Denney Freeston	Treasurer

**Table 6.8 Georgia Tech Research Corporation Trustees**

Trustee	Title
Dr. William M. Beckenbaugh	V.P. and Director, Advanced Interconnect Laboratories, Motorola Inc.
Mr. M. Andrew Clark	V.P. for International Leasing, The Uniroyal Goodrich Tire Company
Dr. G. Wayne Clough	President, Georgia Tech
Mr. Wayne T. Dahlke	Senior V.P. for Power Delivery, Georgia Power Company
Mr. Ben J. Dyer	Chairman, Intellimedia Corp.
Mr. J. Thomas Gresham	President, Callaway Foundation, Inc.
Dr. Thomas J. Malone	President, Milliken & Co.
Ms. Shirley Mewborn	V.P. and Treasurer, Southern Engineering Co.
Dr. James G. Roche	Corporate V.P. and Chief Officer of Advanced Development Planning & Public Affairs, Northrop Grumman Corporation
Mr. Julius C. Shaw	Chairman, Shaw Industries, Inc.
Dr. Albert P. Sheppard, Jr.	Professor of Mathematics, Florida Southern College
Mr. William T. Smith, Jr.	V.P. and Area Manager, IBM
Dr. Michael E. Thomas	Provost and Vice President for Academic Affairs, Georgia Tech
Mr. Robert K. Thompson	Senior V.P. for Administration and Finance, Georgia Tech
Dr. John A. White	Dean of Engineering, Georgia Tech

**Table 6.9 Georgia Tech Research Corporation Trustees Emeritus**

Trustees Emeritus	Title
Dr. Ernest A. Baillif	Former Senior V.P. Engineering and Research, Whirlpool Corp.
Dr. James E. Boyd	Former Director, Georgia Tech Research Institute
Dr. William B. Harrison	Former Senior V.P., Southern Company Services
Mr. E. E. Renfro, III	Former Director, Nuclear Operations, Florida Power Corporation
Mr. Glen P. Robinson, Jr.	Former Chairman, Scientific-Atlanta
Mr. Kenneth G. Taylor	Former President, Simons-Eastern Engineering

## INTERDISCIPLINARY CENTERS

To stimulate cooperation in emerging areas of education and research, Georgia Tech has established a network of more than 50 centers that cut across traditional academic disciplines. Drawing upon human and technical resources throughout the university, the centers provide an interdisciplinary setting for addressing basic and applied problems of interest to government and private enterprise. They also provide a mechanism for interdisciplinary thrusts in graduate and undergraduate education.

Centers are established and terminated as needs and opportunities change. Tech's centers involve faculty from academic colleges and from the Georgia Tech Research Institute (GTRI). GTRI provides additional flexibility to research at Georgia Tech and complements academic programs. All of Tech's interdisciplinary centers perform sponsored research on a contractual basis. Industry affiliate memberships are also available through several of the centers. Membership benefits include special access to Tech's broad technical resources, cooperative research programs, and timely technical reports and preprints. A brief description of each of the centers follows:

### Reporting through the College of Architecture:

The primary goal of the **Construction Research Center (CRC)** is to support U.S. industry in all aspects of construction technology and information exchange. The center performs construction research and provides a full spectrum of services to industry relating to technology transfer, information retrieval, and education and training programs.

Created in 1980, the **Center for Rehabilitation Technology (CRT)** designs, develops, and evaluates adaptive devices and equipment to assist disabled persons by removing functional barriers in the workplace, home, and community environment. The center combines the talents of its core staff with those of faculty and students and works in close collaboration with rehabilitation counselors in Georgia's Department of Human Resources.

The **Center for Geographic Information Systems (GIS)** (and Spatial Analysis Technologies) is a collective effort on the part of academic and research faculty to provide a multidisciplinary organization committed to continuing research vitality and education in GIS and related activities throughout Georgia and the nation. Research is focused on innovations in spatial data collection, management, and new techniques to analyze and use these data. (Also reports through GTRI)

### Reporting through the College of Computing:

The Industry/University Cooperative **Center for Information Management Research (CIMR)**, developed at the University of Arizona and the Georgia Institute of Technology, supports research that integrates information systems concepts into end-user computing research. Emphasis is placed on the application of information systems theory, both technical and managerial, to current and future business and government environments.

The **Graphics Visualization and Usability Center (GVUC)** conducts research and teaches courses in computer graphics, user

interfaces, scientific data visualization, computer animation, medical imaging, image processing and understanding, and the ability of humans to perceive images and to effectively employ user interfaces. As an interdisciplinary center, intellectual foundations are drawn from computer science, mathematics, psychology, industrial and systems engineering, and computer engineering. Associated with the center is the Scientific Visualization Laboratory, a campus-wide service of Client Services/OIT, providing state-of-the-art computer graphics facilities to the Georgia Tech campus.

### Reporting through the College of Engineering:

The **Composites Education and Research Center (CERC)** coordinates educational programs and promotes interdisciplinary research on the design, manufacture, and application of composite materials. These activities incorporate polymeric, metallic, and ceramic fibers and matrices. The **Composites Manufacturing Research Program** is one focus within CERC.

The **Center of Excellence in Rotary Wing Aircraft Technology (CERWAT)** was established at Georgia Tech as a result of a nationwide competition in which Georgia Tech was first of three U. S. universities chosen. Its funding has been renewed following two additional competitions in the period from 1982 to present. Vertical lift technology, increasingly vital to the Army, has lagged behind fixed wing aircraft. To bridge this gap, the center explores new concepts in rotorcraft design, including aerodynamics, aeroelasticity, structures and materials, and flight mechanics and controls. The Georgia Tech center is now the **Center of Excellence in Rotorcraft Technology (CERT)**.

The **Center for High Yield Pulp Science (CHYPS)** was established to gather industrial support for high yield pulping research and development. Industrial sponsors are invited to join an exciting new research initiative designed to improve their competitiveness in the areas of high yield pulp science. The initiative, an alliance of the collective expertise and talents of the Georgia Institute of Technology, the Institute of Paper Science and Technology, and the Herty Foundation, has created a unique opportunity to develop and promote the use of high yield pulps at improved quality and lower production energy.

**Computer Integrated Manufacturing Systems (CIMS)** is a graduate certificate program for students interested in manufacturing. Students enrolled in the CIMS program pursue a graduate degree (e.g., M.S., M.E., M.S.I.E.), in one of nine participating academic units (Aerospace Engineering, Chemical Engineering, Civil and Environmental Engineering, Electrical and Computer Engineering, Industrial and Systems Engineering, Mechanical Engineering, Textile and Fiber Engineering, Management, and the College of Computing). The CIMS certificate is awarded by the College of Engineering to those students who receive their graduate degrees and meet an additional set of CIMS requirements. Thus, the CIMS certificate is an enhancement to an existing degree program, not a degree substitute.

The **Computational Mechanics Center (CMC)** is a world recognized center of excellence in the field of computational modeling of complex mechanical phenomena. This multidisciplinary center,

## INTERDISCIPLINARY CENTERS

which combines mathematics, theoretical mechanics, and computational algorithm implementation, currently performs broad-based, state-of-the-art research in the following areas: micromechanically based constitutive development of advanced engineering materials such as monolithic ceramics and ceramic composites; three-dimensional static and dynamic fracture mechanics of advanced materials which exhibit nonlinear constitutive response, such as phase transformations and brittle microcracking; instabilities in non-linear material deformation, such as shear banding, multiscale space structure dynamics, and control through embedded actuators; two- and three-dimensional modeling of fluid structure interactions with thick composite shells; and distributed damage site interaction as found in structural aging, especially those found in aircraft and computational modeling of manufacturing processes, such as forging and residual stress-related phenomena.

The primary purpose of the **Composites Manufacturing Research Program (CMRP)** is to promote multidisciplinary, undergraduate and graduate education, and research in the area of composites manufacturing and testing. This is accomplished through the institutewide Composites Manufacturing Laboratory in the Manufacturing Research Center. The lab consists of a 5,000 square foot high-bay area, which houses industrial polymer and composites processing equipment, and a 1,000 square foot chemistry and non-destructive testing laboratory.

The **Center for Sustainable Technology (CST)** responds to the challenge of sustainable development and conducts a comprehensive and cooperative examination of strategies to shorten the learning curve on sustainable technologies. In collaboration with the World Engineering Partnership for Sustainable Development (WEPSD), the CST will help build an interdisciplinary coalition whose professional objectives and ethics support the goals of sustainable development, and encourage the development of an international network of Centers for Sustainable Technology.

The objective of the **CALS Technology Center (CTC)** is to promote the accomplishments of CALS (Computer-aided Acquisition, Logistics and Supportability) tasks by government and industry in the U.S. The center provides national and regional leadership in the development of CALS standards, technology, and practice for the exchange of product and process information among government and industrial organizations.

The mission of the **Fluid Properties Research Institute (FPRI)** is to measure, predict, and disseminate data on thermophysical properties and phase equilibria of fluids and fluid mixtures. The institute has the capability to study a wide range of materials including organic chemicals, pharmaceuticals, molten salts, and concentrated electrolytes. Applications include process design, safe operation, and environmental control.

The **Fusion Research Center (FRC)** provides an intellectual focus on fusion-related educational and research activities, external recognition via the distribution of technical reports, a computer connection to the national Fusion Computing Network and maintains a research library of international reports. The FRC provides seed money for proposal development and support for graduate

students, and hosts fusion-related meetings. Primary areas of faculty and student research during the past year were plasma transport processes, fusion reactor design, plasma diagnostics and experimentation, and plasma edge physics data and computations.

Research interests of the **Health Systems Research Center (HSRC)** include the design, implementation, and evaluation of health care delivery systems. Established in 1969, HSRC activity has included such diverse environments as emergency medical services, rural health care delivery, health maintenance organization development, corporate health promotion, and international health care.

The **Mechanical Properties Research Laboratory (MPRL)** addresses mechanical behavior problems in a wide range of materials including metals, ceramics, polymers, and composites. The laboratory houses some of the most modern mechanical test analytical instruments available. Research capabilities include tensile, fatigue, fracture toughness and creep testing, X-ray diffraction, scanning and transmission electron microscopy, ion implantation, and quantitative image analysis.

The **Neely Nuclear Research Center (NRC)** consists of two major facilities: a five megawatt research reactor and a hot cell laboratory. Ongoing research includes trace element analysis, neutron radiography, food preservation, agricultural science, and the production of radioisotopes for medical and industrial use. The center also assists industry by training personnel in the use of radiation monitoring equipment and in handling radioactive substances.

The **Electronic Packaging Research Center (PRC)** is a cross-disciplinary Engineering Research Center funded by NSF, State of Georgia, Sematech/SRC and the US Electronics Industry. Its vision is to improve electrical performance, cost, size and reliability of electronics products in consumer, computer, automotive and telecommunications industries by an order of magnitude in each. It involves 45 faculty and 150 students from eight engineering and science schools across Georgia Tech.

On October 1, 1994, Georgia Tech merged three logistics-related organizations as **The Logistics Institute (TLI)**. The Materials Handling Research Center (MHRC) and the Logistics Engineering Center (LEC) joined the then existing TLI, which conducts educational programs in logistics. The merger combined all logistical units to provide one resource meeting industry's need in logistics research and education. The new organization will: conduct contract, consortium, and interuniversity research in all areas of logistics; offer academic and professional programs in logistics; and serve as the focal point for student programs in logistics. Research will be conducted in both the Georgia Tech and the University of Arkansas campuses, the latter as a university partner with the MHRC, in the areas of material handling and logistics systems.

The mission of the **University Center of Excellence for Photovoltaics Research and Education (UCEP)** is first to improve the fundamental understanding of the science and technology of advanced photovoltaics (PV) devices; second to fabricate record high efficiency solar cells; and third to provide training and enrich the educational experiences of students in this field.

Source: Office of the Vice Provost for Research

## INTERDISCIPLINARY CENTERS

### Reporting through the Ivan Allen College:

The **Center for International Strategy, Technology, and Policy (CISTP)** of Georgia Tech is a multidisciplinary policy and research organization working with business, government, and academic institutions around the world to develop policy recommendations and information on a range of international issues. CISTP hosts conferences, conducts research, and publishes reports in three fields of concentration: the Pacific Rim and Asia, Europe and global media, and communications in international relations.

In early 1986, the Atlanta University Center, Inc. and the Georgia Institute of Technology (AUC/GIT) signed an agreement for the mutual exchange of professionals with the China Association for International Exchange of Personnel (CAIEP) of the People's Republic of China (PRC). The **China/U.S. Professional Exchange Program (CUPEP)** has been established by AUC/GIT to administer and conduct the placement of Chinese professionals in appropriate locations in the United States and U.S. experts in China. The purpose of these exchange activities is to acquire and foster greater understanding between the peoples and cultures of the PRC and the U.S. Ultimately, the enhancement of economic, scientific, and technological development and the strengthening of friendly cooperation between the two countries will result.

The purpose of the **DuPree Center for Entrepreneurship and New Venture Development** is to conduct research in the field of entrepreneurship, and to teach and disseminate the findings to Georgia Tech students, faculty, and the business community, with the goal of helping American companies compete more effectively in the global marketplace. The DuPree Center's mission will require the development and support of research, teaching, executive education programs, and outreach activities in entrepreneurship in the School of Management at Georgia Tech.

The **Georgia Tech Center for International Business Education and Research (GT CIBER)** was created in September 1993. It is a "national resource center" competitively funded by the U.S. Department of Education and is part of a network of some twenty-five such centers nationwide. Its primary objectives are to integrate various international initiatives relating to international business curricular development, business/technical foreign language development, international student and professor exchanges, faculty training in international business-related topics, and executive education programs for the business community. It also funds a faculty-led research program relating to international business and technology, publishes an annual Working Paper series, a quarterly newsletter, and occasional proceedings. The center has an external Advisory Council and an internal multidisciplinary Core Faculty Group which meet regularly. The center works closely with the Atlanta and Georgia international business community leadership and is an integral part of Georgia Tech and of the Ivan Allen College.

The **Technology Policy and Assessment Center (TPAC)** undertakes research on the policy issues relating to technology. Center associates share interests in the implications of emerging technologies. Core competencies include technology forecasting and technology opportunities analysis, evaluation of R&D programs,

and risk management and assessment. Current activities include support of an Annual Georgia Technology Forum.

### Reporting through the College of Sciences:

Research and educational activities at the **Center for Computational Materials Science (CCMS)** involve faculty, research scientists, postdoctoral fellows, visiting scholars and students. The main research activities focus on large-scale computer simulations of materials systems and processes of fundamental and technological significance. These activities include molecular dynamics simulations of growth and properties of finite and extended materials systems, surface and interfacial phenomena, tribology, lubrication and wear mechanisms, dynamics and rheology of confined polymers, reaction mechanisms of environmental and biological relevance, high-energy impact phenomena, nanocrystalline systems, transport and conductivity with and without the influence of strong magnetic fields in mesoscopic metallic and semiconductor systems, and molecular design of novel materials.

The **Center for Dynamical Systems and Nonlinear Studies (CDNS)** was established to strengthen the existing research activities in the School of Mathematics with special focus on dynamical systems, differential equations, nonlinear analysis and applications. Most research of the center and affiliated faculty is devoted to the dynamical systems defined by ordinary, functional and partial differential equations. Specific topics emphasized are stability, nonlinear oscillations, bifurcations, singular perturbations, asymptotic behavior, fractals, image compression, scientific visualization, stability of matter, Schroedinger operators, dynamics of numerics, and numerical analysis.

### Reporting through the Georgia Tech Research Institute:

The **Apparel Manufacturing Technology Center (AMTC)**, established in 1988, has as its primary objective to develop and transfer advanced manufacturing technology to the U.S. apparel manufacturing industry, with particular emphasis on modernizing firms which contract with the U.S. Defense Logistics Agency (DLA). Major activities of the center are to establish and operate a pilot plant to demonstrate advanced manufacturing technology; establish and operate a service to disseminate information on new technologies and their application to the U.S. apparel industry; conduct short-term research projects for developing new technology for improving management, manufacturing productivity, and competitiveness in the U.S. apparel industry; and establish a coalition of industry members to advise and support the AMTC.

The **Center for Enterprise Systems (CES)** was formed to stimulate technology transfer from the University to industry in the information technology area. CES focuses on helping industrial enterprises to use information technology to achieve competitive advantage. Among the Center's recent activities are the establishing of an executive roundtable, called the Senior Executives Roundtable on the Business Impacts of Information Systems (SERBIS), and setup and operation of the Business Process Engineering Modeling and Simulation Laboratory.

The primary objective of the **Georgia Tech Economic Develop-**



## INTERDISCIPLINARY CENTERS

**ment Administration's University Center (EDAUC)** is to stimulate the expansion and diversification of existing industry, support the formation of new, economically sound enterprises, and encourage the development and expansion of enterprises owned by minority individuals. The EDA Center is currently focused on serving Georgia's existing industry. The specific objective of this effort is to assist communities with the establishment/maintenance of an existing industry program and is embarking on a pilot project using GIS as a business development tool.

Georgia Tech's **Economic Development Institute (EDI)** advances economic development in the state and regional communities and improves the competitiveness of industry and business. EDI contributes to the economic well-being of Georgia and the southeast through transfer of technologies and innovative management practices via new enterprise development, and by researching for and responding to economic development needs of communities and local, state, and federal governments. As Georgia Tech's single entry point to campuswide economic development resources, EDI coordinates outreach activities throughout the Institute and applies appropriate technical resources where needed.

The **Center for Geographic Information Systems (GIS)** (and Spatial Analysis Technologies) is a collective effort on the part of academic and research faculty to provide a multidisciplinary organization committed to continuing research vitality and education in GIS and related activities throughout Georgia and the nation. Research is focused on innovations in spatial data collection, management, and new techniques to analyze and use these data. (Also reports through the College of Architecture).

The **Georgia Procurement Assistant Center (GPAC)** was formed to assist Georgia businesses in obtaining federal government contracts. The center is Department of Defense funded so there is no charge for services such as location of government buying activities, purchasing specified items, assistance with preparation of required forms, computer matching of government opportunities, determining the volume and price of previously contracted products/services, assistance in understanding bid process and terminology, assistance in bid and proposal preparations, access to federal specifications and standards, access to federal acquisition regulations, or assistance in quality control programs.

The **Indoor Environment Research Consortium (IERC)** is a university-based consortium between Georgia Tech, Virginia Polytechnic Institute and State University (VPI), and Emory University. The IERC's purpose is to create and sustain an environment that will nurture interdisciplinary research, education, technology transfer, and economic development in the physical, engineering, behavioral, medical, and biological sciences.

**Phosphor Technology Center of Excellence (PTCOE)** is a university-led consortium, sponsored by a government/university/industry partnership, whose primary mission is to develop a world-class research and education program in phosphor technology and to support the high definition display industry with state-of-the-art enabling technologies. The consortium members include Georgia Institute of Technology, University of Georgia, University of Florida, Pennsylvania State University, Oregon State University,

David Sarnoff Research Center, and the American Display Consortium.

The primary objective of the **Southeastern Trade Adjustment Assistance Center (SETAAC)** is to provide management and technical assistance to southeastern manufacturing firms who experience declines in sales and employment due to competition from imported products. Major activities include assistance to firms in preparing applications for program services and submitting to the U.S. Department of Commerce; performing diagnostic analysis study of eligible firms to assess strengths and weaknesses, and providing competitive assessment of all of the firm's functional areas including manufacturing, sales and marketing, finance and accounting, and management practices; development of a recovery strategy to help the firms regain a competitive position; and assistance in implementation of the recovery strategies.

### Reporting through the Economic Development Institute:

The **Advanced Technology Development Center (ATDC)** was formed in 1980 by the Governor and General Assembly to increase the high technology business base in Georgia. ATDC fulfills this objective by providing business assistance to start-up technology companies, supporting technology commercialization ventures, and assisting in economic development efforts in key technological areas around the state. Headquartered in Atlanta, the ATDC promotes the development of advanced technology-based companies throughout Georgia.

Established in 1991, the **Center for International Standards and Quality (CISQ)** assists southeastern firms to understand and meet quality assurance standards necessary for successful exporting to Europe, the Pacific Rim, and elsewhere. Services consist of providing information on and updating of standards, training in standards-related topics, technical assistance to firms, and research projects on issues related to quality standards.

The mission of **The Center for Public Buildings (CPB)** is to identify, collect, interpret, and apply appropriate information to support the conservation of older and historic public buildings. There are approximately 100 million buildings in the U.S. and many of these are old, historic, and in public ownership. These owners often have great difficulty making sound repair and rehabilitation decisions because they lack accurate information about their own resources and about treatment materials and techniques. Major activities consist of developing standardized and automated methodologies for evaluating older buildings and/or archaic materials. Several PC-based building evaluation applications have been developed for federal agencies. The center created the first expert system in the historic preservation field.

The objectives of the **Energy Analysis and Diagnostic Centers (EADC)** are twofold: to provide energy conservation and waste minimization assistance to small and medium-sized manufacturing plants located in the southeast; and to give engineering students firsthand experience in manufacturing technologies, energy use, and industrial energy conservation techniques. The center has been sponsored by the U.S. Department of Energy for 15 years. Georgia Tech is one of 30 universities that participate in this program.

Source: Office of the Vice Provost for Research



## INTERDISCIPLINARY CENTERS

### Reporting through the Economic Development Institute Continued:

The EADC's were mentioned in the latest National Energy Strategy as a proven program for promoting energy conservation. Manufacturers consistently implement over 50 percent of the recommendations identified by the EADCs.

### Reporting through the Office of Interdisciplinary Programs:

In 1993, the **Institute for Bioengineering and Biosciences (IBB)** was established at Georgia Tech, bringing together biochemistry, bioengineering, and biology. The institute includes the Bioengineering Center, the Biosciences Center, the Emory/Georgia Tech Biomedical Technology Research Center, and the GIT/MCG Biomedical Research and Education Program. Through the renovation of existing buildings, a Bio-Complex will open on the Georgia Tech campus in 1996. This will house the new Institute for Bioengineering and Bioscience.

The mission of the **Biomedical Interactive Technology Center**, which reports through IBB, is to foster, nurture, and encourage involvement in campus activities that support and expand the intersection between the engineering disciplines and the life sciences. To accomplish this mission, faculty and staff undertake research programs and offer educational opportunities in which engineering principles are applied to problems in biology and medicine. Additionally, activities related to technology transfer and economic development are undertaken.

Emory University School of Medicine and the Georgia Institute of Technology, recognizing the increasing importance of an interdisciplinary approach to problems of health care, established the **Emory/Georgia Tech Biomedical Technology Research Center (EM/GT)** which reports through IBB. The purpose of the center is to create and sustain an environment in which collaborative research and education in the medical, biological, engineering, and physical sciences can flourish, and through which advances in research will be transferred to the delivery of health care.

The **GIT/MCG Biomedical Research and Education Program** is a component of the Biomedical Interactive Technology Center. Georgia Tech and the Medical College of Georgia have missions with synergistic potential in areas where the application of engineering principles can enhance medical research and education, technology transfer, and economic development. This program helps to encourage interinstitutional interactions in which faculty and students at both universities undertake collaborative activities that promote the synergism inherent to the fields of medicine, allied health, and engineering.

The **Biosciences Center (BSC)** which reports through IBB is a focal point at Georgia Tech for research in molecular biology, microbiology, biochemistry, biophysics, and biochemical engineering. The center provides NMR and protein and DNA synthesis facilities to assist research projects. Major projects include drug design, environmental toxicology, immobilization technology, microbial physiology, molecular genetics, and structural biology.

The **Center for Optical Science and Engineering (COSE)** coord-

Source: Office of the Vice Provost for Research

inates a broad spectrum of research and teaching activities in the areas of optical materials, optical physics, optical devices, optical systems, optical information processing, integrated optics, and opto-electronic device integration. Activities are centered primarily in the School of Electrical & Computer Engineering, the School of Physics, and GTRI's Electro-optics, Environment and Materials Laboratory.

The **Environmental Resources Center (ERC)** is comprised of the **Georgia Water Research Institute (GWRI)** and the **Environmental Radiation Laboratory (ERL)**. GWRI organizes and administers water resources research projects throughout Georgia, with assistance from the University of Georgia's Institute of Natural Resources. The ERL performs radiation measurements of samples taken throughout the state and studies the impact and movement of radioactivity in the environment.

The **Advanced Telecommunications Research Center (ATRC)** operates the **Georgia Center for Advanced Telecommunications Technology (GCATT)**, a division of the Georgia Research Alliance. The GRA and its centers are a unique partnership of industry, academia, and government, and are part of the Governor's high-tech economic development initiative. GCATT's overall mission is to provide focus to university-based research that helps shape, support, and promote the state's advanced telecommunications industry. GCATT's specific missions are: to further economic development in Georgia; to advance the quality and cost-effectiveness of education, health care, and human services; to conduct basic and applied research in advanced telecommunications; and to further the development of enlightened public policies. Through these efforts, GCATT provides a common meeting ground for collaborative work among the converging telecommunications, cable television, computing, consumer electronics, and content industries.

The **Manufacturing Research Center (MARC)** is a facility that supports the manufacturing-oriented research, development, and educational objectives of Georgia Tech. The 120,000 sq. ft. facility, which opened in November 1991, in conjunction with the high quality professional resources at Georgia Tech, is an outstanding resource for industry. The center provides new opportunities for industry, government, and academia to collaborate in pursuit of state and national objectives to strengthen the U.S. industrial base and to meet the competitive demands of the international marketplace. This is accomplished through interactions within the MARC consortia, contracts with industry, and government sponsored research. The makeup of the building residency encourages interdisciplinary programs and a team approach to problem solving, thus fulfilling the MARC philosophy: "Teaming to Win."

The **Microelectronics Research Center (MiRC)** provides the facilities, infrastructure, and teaming environment to enable and facilitate interdisciplinary research in microengineering: the integration of microelectronics, integrated optoelectronics and microsensors and actuators. The MiRC is housed in a new (1989) 100,000 sq. ft. building plus a 20,000 sq. ft. annex, which includes six electronic and optoelectronic materials labs, eight labs for microelectronic design and testing, and eight labs for optoelectronic device design and testing. A 7,000 sq. ft. cleanroom provides complete microfabrication facilities. Over 50 faculty and more

## INTERDISCIPLINARY CENTERS

than 120 graduate students (plus undergraduates) conduct credit-bearing thesis in the areas above.

The **Interactive Media Technology Center** is responsible for the development of the interactive presentation systems which were used to help sell Atlanta's bid for the 1996 Summer Olympic Games. The technology being developed by the center is anticipated to have a wide application to such requirements as distance learning, human motion capture, surgical simulation, presentation systems technology, and any area that involves state-of-the-art multimedia technology. The center is working in a wide range of computing and communications technologies, developing the "tools" required to integrate video, audio, and computer technologies for unique applications. The center makes wide use of both graduate and undergraduate students and works cooperatively with a number of other units of the Institute.

A coordinated **Office of Environmental Science, Technology, and Policy (OESTP)** has been established at Georgia Tech to facilitate more than 200 faculty to address regional, national, and global critical environmental issues. Waste minimization, environmental restoration technology, advanced energy conservation technology, state-of-the-art sensor instrumentation development, coordinated field studies, and economic assessment provide an integrated base for comprehensive policy studies.

The **Polymer Education and Research Center (PERC)** serves, through its programs that span across six schools and GTRI, to facilitate both research and education in this critical multidisciplinary field at Georgia Tech. It is comprised of over 25 faculty and 70 graduate students who are pursuing research in the full breadth of polymer science and engineering, ranging from synthesis of polymers for electronic and composite applications, through polymer reaction engineering, solid-state polymerization, formation of high volume and high performance fibers, processing and properties of electronic and composite materials, and recycling/reprocessing of polymeric materials, to applications of polymers in aerospace engineering, civil engineering, biomedical engineering, micro-electronics, and textile engineering. This group's expertise is complemented by comprehensive research facilities in polymerization, processing, testing, and chemical/morphological analysis of polymers. The major strength of PERC lies in its ability to achieve synergistic integration of different fundamental disciplines in its research, and in training undergraduate and graduate students to accomplish the same in their careers beyond Georgia Tech.

The **Specialty Separations Center (SSC)** develops and applies modern high-tech separation methods to industrially and socially important problems. Applications include environmental control, energy, biotechnology, pharmaceuticals, fine chemicals, electronic materials, polymers, food processing, pulp and paper, and textiles. This work is collaborative between Georgia Tech scholars in chemical engineering, chemistry, biology, and environmental studies, and faculty from the Institute of Paper Science and Technology.

The **Transportation Research and Education Center (TREC)** was established in 1991 to promote multidisciplinary research and education in transportation. Center faculty and research staff are dedicated to examining the role transportation plays in the social

and economic fabric of society. In addition, the Center promotes the investigation of new transportation technologies and their likely environmental, financial, and societal impacts.

Source: Office of the Vice Provost for Research

# GEORGIA TECH RESEARCH INSTITUTE

The Georgia Tech Research Institute (GTRI) is a nonprofit, client-oriented applied research organization that is an integral part of Georgia Tech. It was chartered by the Georgia General Assembly in 1919 and activated in 1934. GTRI plans and conducts focused programs of innovative research, education, and economic development that advance the global competitiveness of Georgia, the region, and the nation. Working closely with the academic colleges and interdisciplinary centers in areas of research, education, and service, GTRI plays a vital role in helping Georgia Tech reach its goals.

## Staff

GTRI's staff has expertise in most recognized fields of science and technology. As of October 1995, GTRI had 1,180 employees, including 480 full-time engineers and scientists, and 253 full-time support staff members. The other employees include additional faculty members, students, and consultants who work in the research program on a part-time basis. Among GTRI's full-time engineers and scientists, more than 80 percent hold advanced degrees. (See Table 6.10)

## Recent Research Funding Trends

During fiscal 1995, GTRI reported its best year in history, recording \$98.7 million in contract awards and grants. Major customers for GTRI research include U.S. Department of Defense agencies, the state of Georgia, non-defense federal agencies such as NASA, and private industry. Overall, contracts and grants from Department of Defense agencies account for approximately 70 percent of GTRI's total expenditures. (See Figure 6.4)

## Strategic Directions

Changing national defense needs, the increasing competitiveness of the global economy, societal issues, and emerging technology trends describe the external environment in which GTRI conducts its programs of research and development. GTRI's strategic plan establishes the direction, objectives, and goals for conducting both near and long term programs of innovative research and development for the Department of Defense and other government agencies, state and local government, and industry locally, regionally and nationally. The plan includes nine major goals and 29 strategies required to accomplish the Institute's mission and objectives.

In broad terms, GTRI intends to maintain and improve the quality of research provided to its traditional government customers, extend its research into new market areas within government and industry to capitalize on core competencies, enhance its collaborative efforts with university, government, and industry partners, and strengthen its ties and support to state and local government.

## Research Directions

Over the past few decades, GTRI has established international standing for its excellence in numerous areas of science and technology. Approximately 70 percent of the organization's research is sponsored by the Department of Defense, but changing national needs have resulted in greater diversification of GTRI's research programs. Major research thrusts include the following areas:

- Acoustics
- Aerospace Sciences & Technology
- Communications & Information Technology
- Electromagnetic Environmental Effects
- Electronic Defense
- Environmental Science & Technology
- Food Processing Technology
- Human Factors
- Infrared/Electro-Optics
- Learning Technology
- Manufacturing Technology
- Materials Sciences
- Microelectronics & Applications
- Modeling & Simulation
- Occupational Health & Safety
- Optoelectronics/Photonics
- Radar
- Simulator Testbeds
- Test and Evaluation
- Transportation

## GTRI Fellows Council

The GTRI Fellows Council assesses and recommends future technological directions for GTRI's research program. Composed of the organization's most senior and distinguished research faculty, the Council also evaluates proposals for funding through GTRI's internal research program. In 1995, the Council recommended funding for promising research projects in non-destructive testing, radar beam steering, adaptive array processing, smart windows and walls, and high-efficiency solar cells.

## Organization

GTRI's activities are coordinated with the research conducted in Georgia Tech's academic colleges and interdisciplinary research centers. A key goal of GTRI is increased academic collaboration with instructional faculty.

GTRI's research activities are conducted within eight laboratories which have focused technical missions and are linked to one another by coordinated program thrusts. Interaction among these units is common, and joint teams can readily be formed in areas of mutual interests to combine expertise to provide optimum service to the client.

The eight laboratory units and descriptions of their primary research activities are as follows:

**Aerospace Sciences Laboratory (AERO).** This laboratory performs research in computational fluid dynamics, experimental aerodynamics, wind tunnel testing, aircraft structural analysis, damage tolerance analysis, high speed flight, helicopters, tiltrotors, tiltwings, aeroacoustics, and advanced air/ground vehicle systems. This research is primarily funded by NASA, the U.S. Army, the U.S. Air Force, the Advanced Research Projects Agency, Federal Highway Administration, Federal Aviation Administration, Georgia Department of Transportation, U.S. Department of Energy, and private industry. Current research contracts in the Aerospace Sciences Laboratory include acoustics (NASA, USAF, and Ford

## GEORGIA TECH RESEARCH INSTITUTE

Motor Company), aerodynamic configuration analysis (NASA, USAF and Lockheed-Martin Corp.), experimental aerodynamics (private industry and NASA), high-lift airfoils (NASA), computational fluid dynamics and aeroelasticity (NASA and USAF), aircraft structures (USAF), flight performance analysis (USAF), flight test management (USAF), unmanned aerial vehicles (U.S. Army and Georgia Department of Transportation), energy systems (NASA), electric ground vehicles (ARPA), hybrid electric vehicles (Department of Energy), intelligent transportation systems (Federal Highway Administration), and advanced traffic/highway engineering (Georgia Department of Transportation).

**Electronic Systems Laboratory (ELSYS).** This laboratory works in the broad areas of concepts analysis, countermeasures development, and electronic support measures. In concepts analysis, ELSYS serves Georgia Tech as a focal point for development and evaluation of electronic defense concepts. Major activities involve advanced concepts analysis, test and evaluation, modeling and simulation, special purpose instrumentation systems, and human factors studies. In countermeasures development, the laboratory places emphasis on the development, analysis, and test and evaluation of electronic countermeasures and counter-countermeasures techniques and hardware. Researchers in the laboratory's electronic support measures division develop new and improved methods for detecting, identifying, and classifying electromagnetic signals, and the means for coordinating countermeasures responses.

**Electro-Optics, Environment, and Materials Laboratory (EOEML).** This laboratory's mission is one of research, technical assistance, and technology transfer in a broad range of disciplines. Research and technical assistance areas include: modeling, analysis, simulation, and testing of military infrared and electro-optical systems and countermeasures; design and development of electro-optic, optoelectronic, and photonic devices and components; development of high-temperature materials, polymers, display phosphors and coatings, zeolites, and metallurgy; environmental research and pollution prevention; occupational safety and health; upper atmosphere and indoor air quality measurements; remote sensing and geographic databases; optical signal processing; manufacturing, industrial processes and food industry technology; computational vision; and applications of learning technology. A large number of extension courses are offered regarding environmental safety and health issues, infrared technology, electronic warfare, and signature reduction.

**Huntsville Research Operations (HRO).** This laboratory is located in Huntsville, Alabama, and primarily supports the U.S. Army Missile Command (MICOM) in its radar and missile simulation efforts. However, HRO has also performed work for the U.S. Army Strategic Defense Command and for private industry in Huntsville. The lab is a multidisciplinary organization with research interests in battlefield automation simulation and analysis, aeronautical simulation, analysis and modeling of complete missile systems, sensor and fuze simulation and analysis, and simulation support of special MICOM programs. Other research involves field and hardware-in-the-loop testing of air defense weapons equipment, war gaming and force-on-force simulations, guidance and control simulations, logistics decision support technology, and the development of computer graphics software.

**Information Technology and Telecommunications Laboratory (ITTL).** This laboratory provides computer-based solutions to unique and complex problems involving information processing, storage, representation, and exchange. ITTL's information technology program conducts sponsored research in software engineering, information management systems, artificial intelligence, computer graphics, decision support systems, simulation and modeling, database management and design, network management and design, human-computer interface, and hardware and software design. ITTL's telecommunications division develops and evaluates communications systems for the Department of Defense, other government organizations, business, and industry. These researchers are particularly well qualified in tactical communications; communications surveillance and disruption; communications networks; radiolocation and direction-finding; propagation analysis; and communications antennas. ITTL's Manufacturing Technology Program Office manages government and industry programs for the development of new manufacturing technology. Program thrusts include cost-effective manufacturing processes, integrated product and process design, plant design, productivity analysis, industrial base modeling, and other topics in manufacturing technology. Of particular emphasis are projects dealing with new technology in electronics and optoelectronics in products incorporating sensors, communications, and computing.

**Sensors and Electromagnetic Applications Laboratory (SEAL).** This laboratory conducts wide-ranging research, with major specialties in radar systems development, electromagnetic environmental effects, radar performance modeling and simulation, undersea acoustics applications, and microwave and antenna technology. Radar systems programs focus on the development, analysis, and evaluation of radar systems, electronic counter-countermeasures techniques, avionics integration, non-cooperative target identification, vulnerability analysis, signal processing techniques, and photonic applications. In electromagnetic environmental effects, SEAL researchers analyze, measure, and control electromagnetic interactions between elements of electronic systems and between these systems and their environment. The lab's specialists in microwave and antenna technology develop, analyze, and test domestic and foreign-made antenna systems and antenna metrology. Finally, researchers at SEAL have a broad base of expertise in acoustics applications, including non-cooperative underwater target recognition, underwater sensing, and non-destructive materials testing.

**Signature Technology Laboratory (STL).** The mission of this laboratory is to conduct original research, disseminate knowledge, and promote higher education related to the measurement, characterization, and control of multispectral electromagnetic signatures and other observables. Specific areas of research include modeling, design, and characterization of composite electromagnetic structures, in situ radar cross section measurements, advanced measurement facilities, modeling and measurement of electromagnetic scattering, sensor/data fusion concepts, advanced antenna design and modeling, scenario modeling, IR signature measurement, and signature-related electronic combat analysis and testing. A significant expertise and capability in low observables technology and its applications reside in STL.

Source: Office of the Vice President and Director, Georgia Tech Research Institute

# GEORGIA TECH RESEARCH INSTITUTE

**Systems Development Laboratory (SDL).** This laboratory has long been active in research on radar and related technologies in support of national defense preparedness. A major element of this research is focused on providing accurate simulations of foreign radar systems and associated sub-systems that are regarded as threats to national security. Major efforts have also been directed to exploitation of foreign materiel, systems, and sub-systems, leading to the compilation of a broad intelligence data base within the laboratory. The experience gained in these areas over more than two decades of work with foreign systems analysis and development is a capability not duplicated at any other university research center. As threat systems have evolved toward more complex systems with greatly increased capabilities, SDL has continued to meet the challenge through the development and fielding of advanced threat simulators using state-of-the-art devices, sub-systems, and design approaches. Many of the newer SDL threat simulator designs have incorporated phased array antennas, embedded computer systems, and pulse Doppler and linear frequency modulation (LFM) signal generation and associated signal processing concepts.

## **Locations and Facilities**

GTRI is headquartered on the Georgia Tech campus, with offices and laboratories located in the Centennial Research Building, the Baker Research Building, the Electronics Research Building, the O'Keefe Building, the Manufacturing Research Center, and the Cherry-Emerson Building. GTRI also operates a major off-campus leased facility approximately fifteen miles from the Georgia Tech campus in Cobb County.

Other staff members provide on-site research and liaison activities for sponsors at national field offices in the Eglin Air Force Base, Florida; the Army Missile Command in Huntsville, Alabama; the Warner Robins Air Logistics Center in Georgia; Fort Monmouth, New Jersey; Dayton, Ohio; and Arlington, Virginia.

GTRI facilities include laboratories in electronics, computer science and technology, the physical sciences, and most branches of engineering. A 52-acre field test site for research in electromagnetics, radio-direction finding, and propagation studies is located at GTRI's Cobb County facilities, along with a 1,300-foot far field antenna range and radar cross-section ranges, including one with a turntable capable of holding objects weighing up to 100 tons. GTRI researchers can also use a 14-acre satellite communications station near Atlanta that includes two 105-foot diameter dish antennas and a 14,000 sq. ft. building.

## **Interaction within the Tech Community**

GTRI enriches the Georgia Tech research environment for faculty and students by conducting externally sponsored, applications-oriented research programs that benefit the state, region, and nation. These programs, led by full-time research faculty, have resulted in major technological advances for national defense, civilian needs, and industrial competitiveness, and have provided students with valuable career experiences. The integral role of GTRI in the Georgia Tech community includes collaborative research with academic faculty, courses originated by GTRI faculty, and joint service efforts.

Collaboration is strong between the faculties of GTRI and the academic schools and departments. GTRI researchers hold appointments as adjunct faculty members at Georgia Tech, serve on advisory committees, and teach continuing education sources.

## **Service to Georgia**

GTRI plays a vital role in stimulating economic development in Georgia. Through campus facilities and the 18 regional offices of Georgia Tech's Economic Development Institute (EDI), Georgia's businesses and people can tap an array of technologies and experts at GTRI and Georgia Tech's academic units.

This assistance takes many forms, such as:

- Development of new technologies for Georgia's traditional industries
- Technical problem-solving by GTRI engineers and scientists
- Specialized chemical and materials analytical services
- Environmental and workplace safety audits and training
- Continuing education courses and seminars
- Support for the state's recruitment of technology industries

Georgia Tech is increasing its impact on Georgia's economic growth, and GTRI is actively involved in this effort.

# GEORGIA TECH RESEARCH INSTITUTE

**Table 6.10 GTRI Staff, Fiscal Year 1995**

Research Budgeted	Number	Percentage
Professional		
By Highest Degree		
Doctoral*	105	22.0%
Master's	288	60.0%
Bachelor's	85	18.0%
Other/No Degree	2	
Total Professional	480	
Support Permanent		
Total Support Permanent	253	
Total Research Budget	733	
Research Non Budgeted		
Professional		
By Highest Degree		
Doctoral	17	27.0%
Master's	36	58.0%
Bachelor's	9	15.0%
Other/No Degree	0	
Total Professional	62	
Support Temporary		
Total Support Temporary	89	
Total Research Non budgeted	151	
Student Assistants		
Graduate Research Assistants/Grad Co-ops	96	32.0%
Graduate Assistants	2	0.5%
Co-op Students	123	42.0%
Student Assistants	73	25.0%
Non-Tech Students	2	0.5%
Total Student Assistants	296	
Total Staff	1,180	

\* Includes J.D.s and M.D.s

**Table 6.11 GTRI Research Facilities, Fiscal Year 1995**

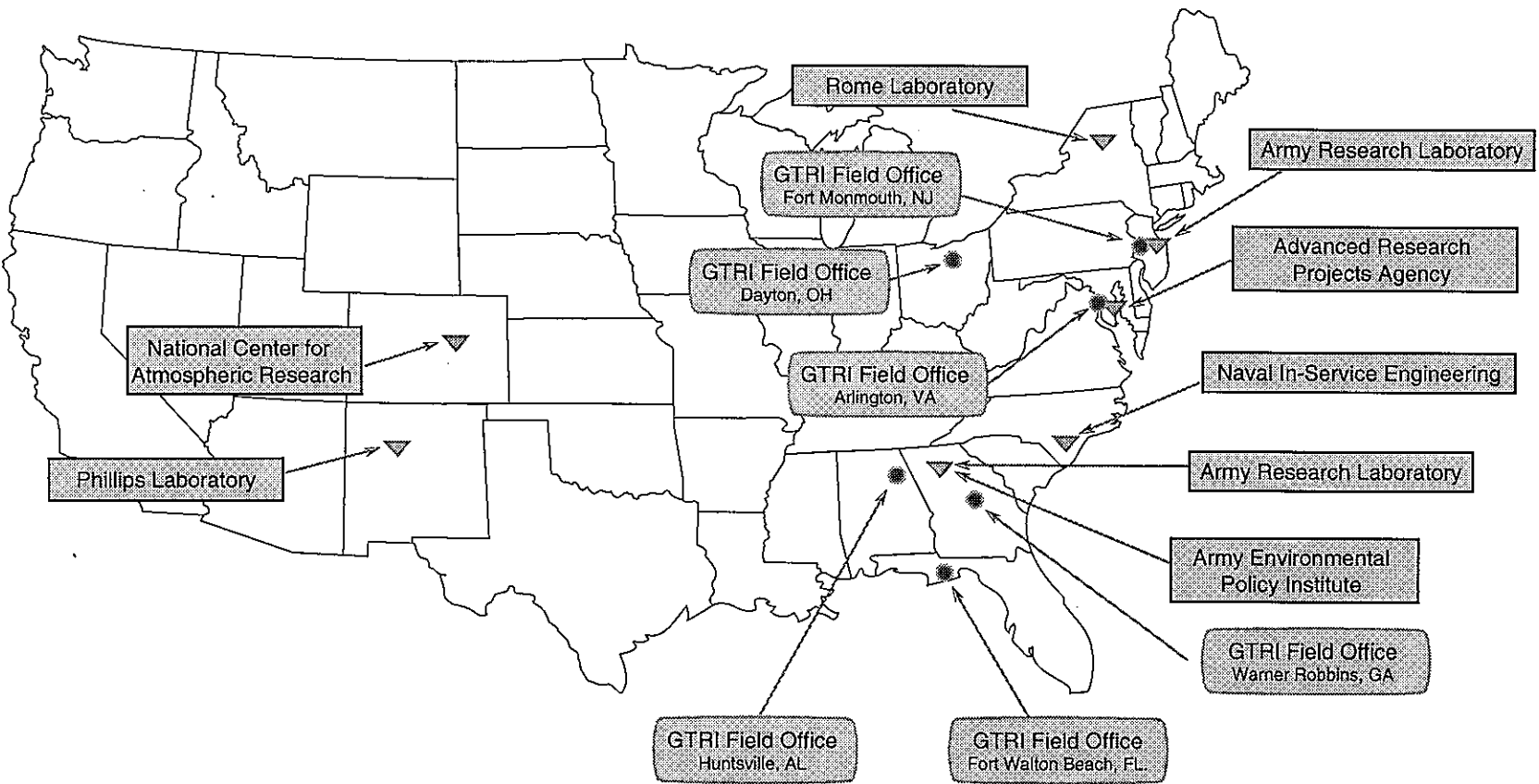
Facility	Square Footage
On-campus Research Space	371,053
Off-campus Research Space	209,259
Total	580,312

Additional information about the Georgia Tech Research Institute can be found on the World Wide Web at URL: <<<http://www.gtri.gatech.edu/>>>. The Web includes additional information on GTRI's research laboratories and research areas, as well as the full text of the GTRI Annual Report and news releases about research accomplishments.

CONTACT FOR ADDITIONAL INFORMATION: John Toon, Research Communications Office. Phone: 404-894-6986, FAX: 404-894-6983, Internet: john.toon@gtri.gatech.edu.

GEORGIA TECH RESEARCH INSTITUTE

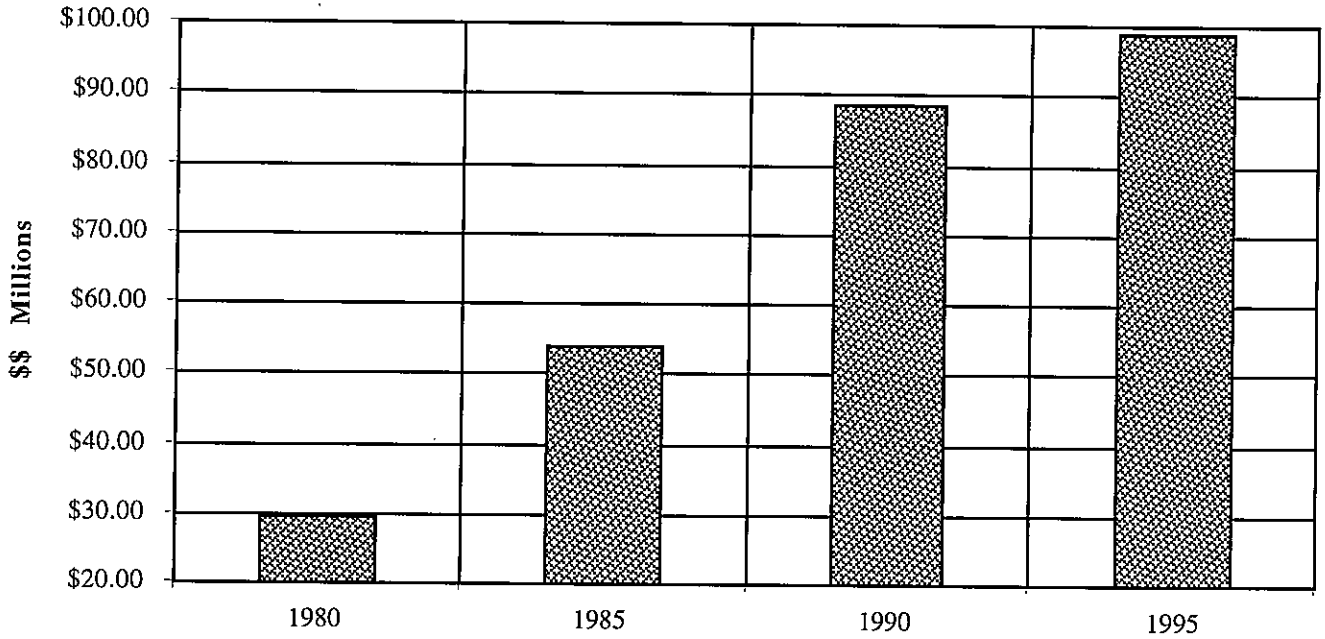
Fig. 6.2. Locations of GTRI Federal Offices



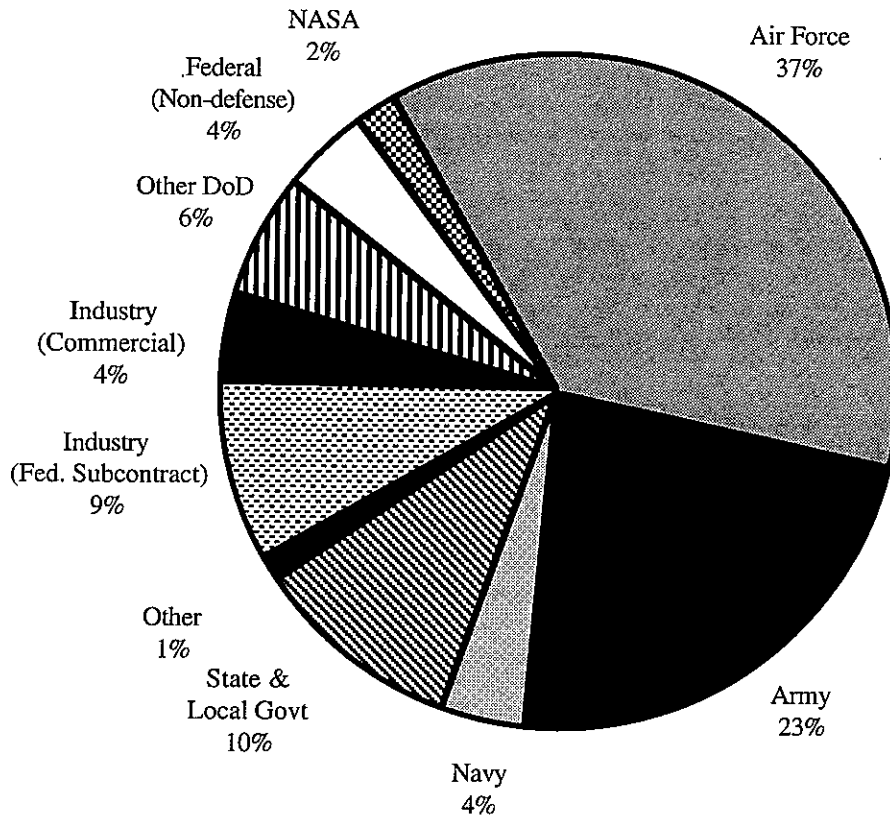


# GEORGIA TECH RESEARCH INSTITUTE

**FIG. 6.3 GTRI Research Awards**  
(Dollars in Millions)



**Fig. 6.4 Major GTRI Customers**  
Fiscal Year 1995



Source: Office of the Vice President and Director, Georgia Tech Research Institute

# ECONOMIC DEVELOPMENT INSTITUTE

## A New Direction for Economic Growth

Today's economy demands that universities stand at the leading edge of applying research and knowledge for economic growth. To better promote such growth, Georgia Tech formed the Economic Development Institute (EDI) to house all of the school's economic development, technology transfer, and new enterprise development activities. EDI offers a single access point for companies, communities, government agencies, and other universities seeking technical assistance or information from Georgia Tech.

## EDI's Mission is Threefold

- to provide strong, proactive management for Georgia Tech's economic development activities;
- to encourage faculty and student participation in the economic development process; and
- to deliver programs and services that will advance the economic well-being and global competitiveness of Georgia, the southeast, and the nation.

## New Structure

Established in July 1993, EDI has regrouped Georgia Tech's economic development programs to better serve Georgia by:

- helping existing companies be more competitive;
- starting new technology-based companies;
- helping communities attract new industry and expand existing industry; and
- conducting economic development and policy research.

## New Initiatives for Economic Development

EDI is expanding regional offices and resources throughout the state to better assist business and industry. In 1994-95, new offices were added in Dalton, Cartersville, Athens, Norcross, and in Morrow at Clayton State College. Today, the Industrial Extension Service has 18 offices located throughout the state, and many of those share facilities with other service providers such as the Small Business Development Center or other colleges and universities.

A new component of the regional office network is educational programs for manufacturers and economic development professionals. Workshops and training courses from campus are now available via distance learning technology and on-site instructors in classrooms at some regional office sites.

In 1994, the Center for Manufacturing Information Technology, operating in conjunction with Georgia Power Company, was formed to help manufacturers evaluate information systems such as electronic data interchange and CAD/CAM. The center's staff also provides on-site information technology assessments and information system planning and selection services.

## A Record of Accomplishment

Although EDI is new, the programs and organizations from which it springs are well-established. Georgia Tech has a long tradition of assisting industry and government. The Industrial Development Branch (later the Economic Development Laboratory) started in 1956. Its highly regarded Industrial Extension Service dates back to 1961. The Advanced Technology Development Center, a business incubator for high-tech start-up firms, was launched in 1980.

The new organization's units and programs have a solid record of achievement. For example:

- EDI has assisted over 25 percent of Georgia's manufacturers in the past two years, and 80 percent of these companies took action on Tech's recommendations.
- The Georgia Procurement Assistance Center has helped 1,200 Georgia firms compete in the federal marketplace since its inception in 1985. Contracts awarded total \$85 million to Georgia companies.
- EDI energy engineers, by means of on-site audits and subsequent conservation recommendations, have saved Georgia companies and institutions millions of dollars in energy costs over the past 15 years.
- Reports produced by the Economic Development Research Program have been used to help recruit industry for Georgia, such as four oriented strand board plants, a cold-storage facility, an aerospace plant, and a hardwood remanufacturing operation.
- The Southeastern Trade Adjustment Assistance Center, designed to help manufacturers hurt by competition with imported goods, since 1978 has provided technical and management assistance to more than 373 regional firms with sales totaling over \$1.6 billion and employment exceeding 52,000.
- Since its inception in 1991, the Center for International Standards & Quality has assisted more than 1,000 firms with improving their quality management systems and trained over 2,000 individuals in ISO9000.

## ADVANCED TECHNOLOGY DEVELOPMENT CENTER

The Advanced Technology Development Center (ATDC) was created in 1980 by the Governor and the General Assembly to increase the technology business base of Georgia. An innovative plan linking the ATDC to Georgia Tech and the University System of Georgia opened the door for research, business assistance, and technology commercialization programs to be brought together to assist start-up technology companies to strengthen Georgia's high-technology industry.

Now, as part of the new Economic Development Institute (EDI), the ATDC operates the Technology Business Center on the Georgia Tech campus where early stage companies enjoy a strong entrepreneurial working environment, access to professional business consulting, contact with university research faculty, and modern office and laboratory facilities with central staff support. For established high-technology companies working with other units in EDI, the ATDC provides detailed information about state resources, access to facilities and personnel in the state's University System, office/industrial space of the Georgia Tech campus, and opportunities to team up in the development of new processes and products with the ATDC's early stage companies.

Supplementing other programs at Georgia Tech, the ATDC provides commercialization assistance to move technology into the marketplace more rapidly. These efforts help to develop potential new products based on research strengths at Georgia Tech. The ATDC assistance includes conducting market research, drawing up business plans, researching sources of capital, and bringing together all of the elements needed to launch and sustain a new business.

The ATDC also assists in economic development efforts in key technological areas around the state of Georgia. The ATDC/Warner Robins is working to encourage the development of new defense and aerospace technology firms. The ATDC provides assistance to entrepreneurs throughout the state through the field offices of EDI's Industrial Extension Service.


Early stage companies are selected for ATDC membership based upon their application of new technologies in products, processes, or services; quality of the management team; product marketability; and growth potential. Special consideration is given to companies engaged in developing new technologies in telecommunications, computer hardware, software development, biotechnology, microelectronics, aerospace, instrumentation, advanced materials, environmental science, and information systems.

Once accepted into the program, the ATDC provides an integrated set of services to support new firms during their critical early years. The ATDC offers assistance with:

- Business planning and management;
- Development and implementation of financing, marketing, and manufacturing strategies;
- Contacts into the Georgia business community for key accounting, financial, legal, and similar business services;
- Access to sophisticated equipment and services on the Georgia Tech campus;
- Attractive space for laboratory, research and development, office and light manufacturing uses; shared administrative support services, office machines, and conference rooms;
- Access to technical consultants, students, and facilities within the University System of Georgia.

The ATDC continually provides assistance to member companies as they progress in their early stages of growth, as the companies grow and flourish, new jobs and new opportunities are created. The eventual goal is for each company to graduate from the program as a successful business enterprise. Many businesses formed at the ATDC are now major employers in Georgia.

Start-up technology-based companies which feel they may benefit from the ATDC program should contact an ATDC representative for more information.



*Tech Tower  
Georgia Institute of Technology  
Atlanta, Georgia*





Office of Institutional Research and Planning  
Georgia Institute of Technology  
Atlanta, Georgia 30332-0530  
(404) 894-3311

A Unit of the University System of Georgia  
Copyright 1995

Quantity 2,250